

WS Canlife

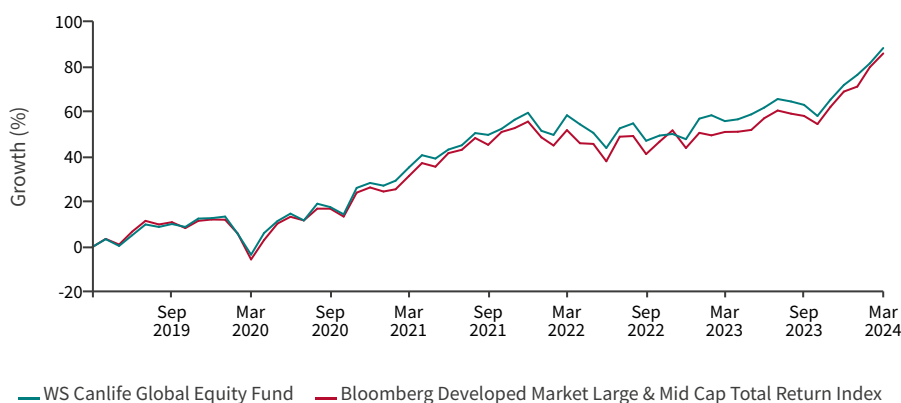
Global Equity Fund

About the fund

The Fund aims to achieve capital growth, over any five-year period, after all costs and charges have been taken. The Fund's comparator benchmark is the Bloomberg Developed Market Large & Mid Cap Total Return Index.

Fund performance

5 Years or since inception for funds with less than 5 years performance.



Cumulative performance

To 31/03/24 (%)

	1 month	3 months	1 year	3 years	5 years
Fund	3.75	9.54	20.78	39.11	88.11
Comparator Benchmark	3.37	10.01	23.04	41.27	85.68

Discrete year performance

To 31/03/24 (%)

	31/03/2023 31/03/2024	31/03/2022 31/03/2023	31/03/2021 31/03/2022	31/03/2020 31/03/2021	31/03/2019 31/03/2020
Fund	20.78	-1.65	17.11	40.16	-3.53
Comparator Benchmark	23.04	-0.53	15.43	39.16	-5.56

Share class information

Share Class	ISIN	SEDOL	OCF	AMC	Minimum Initial	Minimum top up*
C Acc	GB00B78SPK99	B76WSL5	0.79% ¹	0.75%	£500	£100

1 - The fund incurs transaction costs as a necessary part of buying and selling underlying investments in order to achieve the investment objective. The Ongoing Charges Figure for regulated funds does not include these costs. Details of these costs and how they are incurred are available upon request.

*Minimum investments only apply when investing directly through the Authorised Corporate Director

Fund facts











Launch date	30/05/2012
Name of fund manager	Mike Willans
Name of fund manager	Bimal Patel
Fund size	£641.8m
Number of holdings	91
Legal structure	Open Ended Investment Company
Dealing frequency	Daily (Midday)
Ex-dividend date	16th Feb and 16th Aug
Distribution date	15th Apr and 15th Oct
Base currency	GBP
Benchmark	Bloomberg Developed Market Large & Mid Cap Total Return Index
Sector	IA Global
Authorised Corporate Director	Waystone Management (UK) Ltd, authorised and regulated by the FCA

Fund statistics







	3 years
Standard Deviation	10.33
Sharpe Ratio	0.89
Alpha	1.40
Beta	0.79
Tracking Error	5.15
Information Ratio	-0.11

Statistical calculations are annualised and based on last 36 months total return performance against the fund benchmark. Source Data: Morningstar

Sector breakdown

Technology		24.3%	Industrials		7.2%
Health Care		14.8%	Communications		6.6%
Financials		13.4%	Materials		5.4%
Consumer Discretionary		10.9%	Other		3.6%
Consumer Staples		10.6%	Energy		3.2%

Regional breakdown

USA		70.6%	UK		5.0%
Europe		12.0%	Asia Pacific ex Japan		3.9%
Japan		7.4%	Cash		1.1%

Top 10 holdings

Microsoft	5.3%
Amazon	3.6%
Apple	3.3%
JPMorgan Chase & Co	2.9%
NVIDIA	2.8%
Alphabet	2.4%
Walmart	1.9%
Costco Wholesale	1.9%
BWX Technologies	1.8%
Berkshire Hathaway	1.7%

Ratings



Risk warning

This document is issued for information only by Canada Life Asset Management. This document is intended to be used as a sales aid and does not constitute a direct offer to anyone, or a solicitation by anyone, to subscribe for shares or buy units in fund(s). Subscription for shares and buying units in the fund(s) must only be made on the basis of the latest Prospectus and the Key Investor Information Document (KIID) available at www.canadalifeassetmanagement.co.uk. No guarantee, warranty or representation (express or implied) is given as to the document's accuracy or completeness. Data Source - © 2023 Morningstar, Inc. All Rights Reserved. The information contained herein: (1) is proprietary to Morningstar and/or its content providers; (2) may not be copied or distributed; and (3) is not warranted to be accurate, complete or timely. Neither Morningstar nor its content providers are responsible for any damages or losses arising from any use of this information. The comparator benchmark assists investors with evaluating the fund's performance against global equity returns. This benchmark has been chosen as it is believed to be appropriate given the fund's investment objective and policy.

For full details of the fund's risks, please see the latest prospectus and the Key Investor Information Document (KIID). Other share classes are available.