



ALLIANCEBERNSTEIN®

# AB - Global High Yield Portfolio

## 聯博 - 環球高收益基金

### Important Information 重要事項

- The portfolio invests primarily in a portfolio of high-yielding debt securities of issuers located throughout the world, including U.S. issuers and issuers in emerging-market countries. 本基金主要投資於世界各地發行人的高收益債務證券（包括美國及新興市場國家發行人）。
- Investment in emerging markets is subject to higher volatility and higher risks (e.g. liquidity risk, currency risk, political risk, regulatory risk, economic risk, legal and taxation risk, settlement risk and custody risk). 投資於新興市場面對較高的波動性及較高的風險（例如流動性風險、貨幣風險、政治風險、監管風險、經濟風險、法律及稅務風險、結算風險及託管風險）。
- Investment in the portfolio may also involve general investment risk, debt securities risk, illiquid assets risk, concentration risk, currency risk, Renminbi share class risk and management risk. Exposure to debt securities that are below investment grade and unrated can subject the Portfolio to higher volatility and greater risk of loss of principal and interest compared to higher-rated securities. The value of the portfolio can be volatile and can go down substantially within a short period of time. It is possible that the entire value of your investment in the portfolio can be lost. 投資於本基金亦可能涉及一般投資風險、債務證券風險、不流通資產風險、集中風險、貨幣風險、人民幣類別的相關風險及管理風險。與較高評級證券相比，與較高評級證券相比，評級低於投資級別及無評級的債務證券可導致本基金承受較高的波動性及較大的本金及利息損失風險。基金價格可反覆波動，並可在一段短時期內顯著下跌。閣下於本基金的投資可能會價值全失。
- The portfolio is entitled to use financial derivative instruments for hedging, risk management, efficient portfolio management, managing duration and volatility, obtaining currency exposure and as an alternative to investing directly in the underlying instruments which may involve counterparty / credit risk, liquidity risk, valuation risk, volatility risk and over-the-counter transaction risk. The leverage element / component of a financial derivative instrument can result in a loss significantly greater than the amount invested in the financial derivative instrument by the Portfolio. Exposure to financial derivative instrument may lead to a high risk of significant loss by the Portfolio. 本基金可使用衍生工具達到對沖、風險管理、有效基金管理用途、管理存續期及波動性、獲得貨幣持倉，以及用作直接投資於相關工具的替代性投資。這可能涉及交易對手 / 信貸風險、流動性風險、估值風險、波動性風險及場外交易風險。金融衍生工具的槓桿元素 / 成分可能導致損失遠高於本基金對金融衍生工具投資的金額。金融衍生工具的投資參與可能導致本基金遭受重大損失的高風險。
- Dividends may be paid from capital or effectively out of the capital of the Portfolio, which may amount to a partial return or withdrawal of an investor's original investment or from any capital gains attributable to that original investment and result in an immediate decrease of the Net Asset Value per Share. Distributions for hedged share classes may be adversely affected by differences in the interest rates of the reference currency and the Portfolio's base currency, resulting in a greater amount of distribution being paid out of capital than other non-hedged share classes. 本基金可從資本中或實際上以資本撥付派息（此舉可構成部分退回或撤回投資者原本的投資）或來自原本投資應佔的任何資本收益。由此即時減低每股資產淨值。貨幣對沖股份類別的分派金額可能受到貨幣對沖股份類別的參考貨幣與本基金的基準貨幣之間利率差異的不利影響，導致從資本中撥付的分派金額比其他非對沖股份類別的更大。
- Investors should not rely on this document alone to make investment decisions. 投資者不應只依賴本文件而作出投資決定。

### Portfolio Objective/ Strategy/ Key Features 基金目標 / 策略 / 特色

The Portfolio seeks to produce high current income as well as overall total return by investing primarily in a portfolio of high yield, non-investment grade, debt securities of issuers located throughout the world, including the U.S. and emerging countries. The Portfolio invests in both U.S. dollar and non-U.S. dollar denominated securities. The Investment Manager utilizes the investment research of both its global fixed income and high yield teams.

本基金投資於世界各地（包括美國和新興國家）發行者發行的非投資級高收益債券組合，以尋求高現金收益及總回報。本基金投資於以美元及非美元計值的證券。投資經理利用其環球固定收益及高收益隊伍的投資研究。

### Profile 基金資料

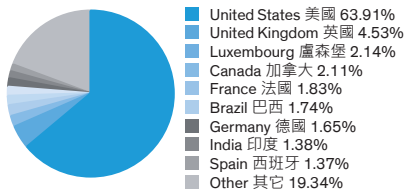
Domicile 註冊地點	Luxembourg 盧森堡
Inception Date 基金成立日	22/09/1997 (Class A – USD) (A股 – 美元)
Fiscal Year End 財政年度終結	31 August (8月31日)
Net Assets 淨資產	\$15,689.07 Million 百萬美元
Subscription/ Redemption 認購/贖回	Daily 每日
Base Currency 基準貨幣	USD 美元
Reporting Currencies 其他報價貨幣	EUR, HKD 歐元、港元
Currency Hedged Share Classes <sup>†</sup> 貨幣對沖股份類別 <sup>†</sup>	AUD, CAD, EUR, GBP, NZD, RMB, SGD 澳元、加元、歐元、英鎊、紐 西蘭元、人民幣、新加坡元
Effective Duration (Years) 有效存續期 (年)	3.62
Average Credit Quality <sup>#</sup> 平均信貸質素 <sup>#</sup>	BB
Initial Sales Charge <sup>1</sup> 首次銷售費 <sup>1</sup>	Up to 最多為 5.00% (Class A, A2, AA & AT 股)
Management Fee <sup>2</sup> 管理費 <sup>2</sup>	First \$15b: 1.45% <sup>α</sup> Over \$15b: 1.25% <sup>α</sup> 首 150 億美元: 1.45% <sup>α</sup> 超過 150 億美元部份: 1.25% <sup>α</sup>
Management Company Fee <sup>2</sup> 管理公司費 <sup>2</sup>	0.10%
Total No. Of Holdings 總持股數量	2,159
Portfolio Management Team 基金管理團隊	Christian DiClementi Gershon Distenfeld, CFA Fahd Malik Matthew S. Sheridan, CFA Will Smith, CFA

### Portfolio Composition<sup>^</sup> 投資組合配置<sup>^</sup>

#### Sector Allocation 行業分佈



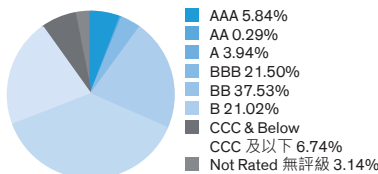
#### Country Allocation 國家分佈



#### Net Currency Exposure 淨貨幣分佈

US Dollar 美元	100.32%
Pound Sterling 英鎊	0.10%
South African Rand 南非蘭特	0.01%
Canadian Dollar 加元	-0.01%
Colombian Peso 哥倫比亞披索	-0.06%
Euro 歐元	-0.36%

#### Credit Quality<sup>^^</sup> 信貸評級<sup>^^</sup>



<sup>^</sup> Holdings are expressed as a percentage of total investments and may vary over time. 投資組合配置比重以總投資比重之百分比表示，可能隨時間而改變。

<sup>^^</sup> The highest of S&P, Moody's, Fitch, or other nationally recognized statistic rating organizations (NRSROs). Not rated securities are those rated by another NRSRO and/or AllianceBernstein (AB). Credit quality is a measure of the creditworthiness and risk of a bond or portfolio, based on the issuer's financial condition. AAA is highest and D is lowest. Ratings may not accurately reflect credit risk and are subject to change.

選擇標準普爾、穆迪、惠譽或另外其他國家認可的評級機構的最高評級作分類。無評級的證券指由其他評級機構和/或聯博評級的證券。信貸質素乃衡量發行人財務狀況對其債券或基金而言的信譽度及風險。AAA 為最高評級，D 為最低評級。評級可能無法準確反映信貸風險及可能會有變動。

<sup>#</sup> Source: S&P, Moody's, Fitch and AllianceBernstein (AB).

資料來源：標準普爾、穆迪、惠譽及 AB。

<sup>α</sup> Calculated from the net assets of the Portfolio. 以基金淨資產計算。

<sup>1</sup> As a percentage of purchase price for Classes A, A2, AA and AT only. 適用於 A 股, A2 股, AA 股及 AT 股之費用，以認購價格之百分比計算。

<sup>2</sup> As an annual percentage of average daily Net Asset Value. 以每日平均資產淨值之年度百分比率計算費用。

For fees applicable to other share classes, please refer to the offering documents for details. 有關其他股份類別的費用詳情，請參閱基金銷售文件。

Offering documents can be downloaded from "Quick Links" Section: 基金銷售文件可於「重要文件」一欄下載。



English



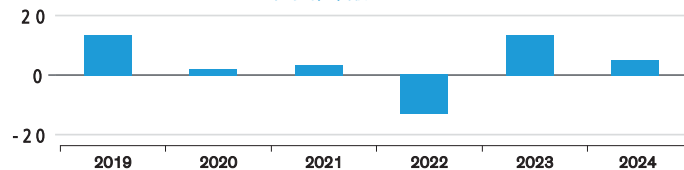
中文

## Top Ten Credit and Emerging Market Securities\*

## 十大信貸及新興市場證券\*

	Holding 持股量
Ford Motor Co. 3.25%, 02/12/32	0.40%
Societe Generale SA 5.519%, 01/19/28	0.35%
FNMA 17.212%, 08/25/28 - 10/25/28	0.35%
DaVita, Inc. 4.625%, 06/01/30	0.35%
Aircastle Ltd. 5.25%, 08/11/25 - 06/15/26	0.34%
FNMA 15.712%, 01/25/29	0.34%
Neptune Bidco US, Inc. 9.29%, 04/15/29	0.33%
NGL Energy Operating/NGL Energy Finance 8.375%, 02/15/32	0.32%
Prime Security Services Borrower/Prime Finance 6.25%, 01/15/28	0.31%
Veritas US/Veritas Bermuda 7.50%, 09/01/25	0.31%
<b>Total 合共</b>	<b>3.40%</b>

## Calendar Year Returns 年度回報%



	2019	2020	2021	2022	2023	2024 YTD 年初迄今
Class A - USD A 股-美元	13.28	1.89	2.93	-12.57	13.07	4.30

## Cumulative Total Returns 總累積回報%

	1 Year (年)	3 Year (年)	5 Year (年)	10 Year (年)	Since Inception 成立迄今
Class A - USD A 股-美元	10.73	2.92	11.97	30.56	269.79

Please refer to Profile section for Inception Date of Class A - USD.

請見基金資料有關 A 股 - 美元的成立日。

Source: AB, calculated on an NAV-to-NAV basis, with dividend reinvested, in U.S. Dollars  
資料來源: AB, 按資產淨值比資產淨值計算, 股息用於再投資, 以美元計。

**Past performance is no guarantee of future results.** Total returns, provided by AB, include the change in net asset value and reinvestment of any distributions paid on Portfolio shares for the period shown, but do not reflect sales charges. The information on this page is for information purposes only and should not be construed as an offer to sell, or solicitation of an offer to buy, or a recommendation for the securities of the Portfolio. 過往的業績不保證將來的表現。AB 所提供的總回報包括期內之資產淨值變化及股息或利息之再投資, 但並不反映認購費。本頁資訊僅作參閱之用, 不應被視作銷售或誘導讀者購買或推薦本基金之證券。

On 15 July 2021, the Portfolio had a Share Class split exercise, each base currency share class (which includes the Other Offered Currency Share Classes (the "OOC Share Classes")) was restructured into multiple share classes through a split. In addition to the base currency share class of a Portfolio, each OOC Share Class will now become a distinct share class denominated in the relevant offered currency as further described in detail in the Prospectus. There were no change in the investment objective, policies and strategies of the portfolio. Inception Date refers to the inception date of the share class before the split exercise.

於 2021 年 7 月 15 日, 基金進行股份類別分拆, 將每個基準貨幣股份類別 (包括其他發售貨幣股份類別 ("OOC 股份類別")) 重組為多個股份類別。由於股份類別分拆, 除基金的基準貨幣類別外, 每個 OOC 股份類別現時將成為以相關發售貨幣計值的不同股份類別, 進一步詳情請參閱認購章程。基金的投资目標、政策及策略均維持不變, 成立日期為股份類別分拆之前的成立日期。

\* Top 10 Credit and Emerging Market Securities shows the percentage of assets held in debt securities of corporate issuers. It does not include assets held in debt securities of government issuers. Investors should refer to the most recent complete Portfolio of Holdings Report published on [www.abfunds.com.hk](http://www.abfunds.com.hk) for a complete list of holdings within the Portfolio.

† Currency-hedged share classes use hedging techniques in an attempt to reduce - but not eliminate - fluctuations between the investor's holdings in a particular currency-hedged share class denominated in the investor's investing currency and the portfolio's base currency. The goal is to deliver returns that track the portfolio's base currency returns more closely.

† 對沖股份類別運用對沖技術, 嘗試減低 (但並不能完全消除) 基金基準貨幣與投資者所持有的對沖股份類別的投資貨幣之間的匯率波動, 其目的是達致更接近以基準貨幣計算的回報。

Due to rounding, numbers presented throughout this document may not add up precisely to the totals provided and percentages may not precisely reflect the absolute figures.

由於四捨五入, 本文列示的數據總和未必與所提供的總額完全相同, 而百分比亦未必準確反映絕對數字。

Investment in the Fund entails certain risks. Investment returns and principal value of the Fund will fluctuate so that an investor's shares, when redeemed, may be worth more or less than their original cost. Dividends are not paid for all share classes and are not guaranteed. The Fund is meant as a vehicle for diversification and does not represent a complete investment program. Returns denominated in a currency other than the base currency of the fund may increase or decrease as a result of foreign exchange currency fluctuations. These and other risks are described in the Fund's prospectus. Prospective investors should read the prospectus including risk factors carefully and discuss risk and the fund's fees and charges with their financial adviser to determine if the investment is appropriate for them.

投資於本基金須承擔若干風險, 投資於本基金的回報及本金價值會有波動, 故投資者的股份在贖回時的價值可能高於或低於原來成本, 並非所有股份類別均可獲派息, 亦無派息保證。本基金旨在作為分散投資的工具, 並非完整投資計劃, 以基金基準貨幣以外的貨幣所計值的回報, 可能受外匯波動有所增加或減少, 此等風險以及其他風險在本基金認購章程內有說明。準投資者應細閱認購章程及其風險因素, 並與其理財顧問商討本基金的風險及各項費用, 以確定是否適合投資。

This information is directed solely at persons in jurisdictions where the funds and relevant share class are registered or who may otherwise lawfully receive it. Before investing, investors should review the fund's full prospectus, together with the fund's Product Key Facts and the most recent financial statements. Copies of these documents, including the latest annual report and, if issued thereafter, the latest semi-annual report, may be obtained free of charge from [www.abfunds.com.hk](http://www.abfunds.com.hk) or by contacting the local distributor in the jurisdictions in which the funds are authorized for distribution.

此信息只針對本基金和相關股份類別已註冊之司法權區內人士或其他方式合法接收之人士, 投資前, 投資者應審查基金的認購章程全文, 連同基金的产品資料概要, 以及最近期的財務報表。這些文件的副本, 其中包括最近期的年度報告, 以及如果其後頒布者, 則為最近期的中期報告, 可瀏覽 [www.abfunds.com.hk](http://www.abfunds.com.hk) 或聯繫基金獲授權經銷司法權區的當地經銷商免費索取。

The Portfolio is part of AB FCP I (referred to as "AB"). AB is a mutual investment fund (fonds commun de placement) organized under the laws of the Grand Duchy of Luxembourg. Prior to 5 February 2016, AB's legal name was

ACMBernstein, its trading name was AllianceBernstein.

本基金為 AB FCP I (即"聯博") 旗下的一個投資組合, 聯博是根據盧森堡大公國法律組成的互惠投資基金 (fonds commun de placement), 法定名稱為 AB FCP I。在 2016 年 2 月 5 日之前, 聯博的法定名稱為 ACMBernstein, 營業名稱為 AllianceBernstein。

This document is issued by AllianceBernstein Hong Kong Limited and has not been reviewed by the Securities and Futures Commission.

此文件的發行者為聯博香港有限公司及未經證監會審閱。

©2024 AllianceBernstein L.P. The [A/B] logo is a service mark of AllianceBernstein and AllianceBernstein® is a registered trademark used by permission of the owner, AllianceBernstein L.P.

©2024 AllianceBernstein L.P. [A/B] 標誌為 AllianceBernstein 的服務商標, 而 AllianceBernstein® 為註冊商標, 須獲得其擁有人 AllianceBernstein L.P. 的批准方可使用。

## NAV, Yield &amp; Dividend Information (as of 31/07/2024)†

資產淨值、息率及股息資料 (截至 2024 年 07 月 31 日) †

**A, AT & AA share classes below intend to pay monthly dividends. Dividend amount/distribution rate is not guaranteed and may be paid from capital of the Portfolio. (See Important Information 5)**

**Annualized yield is calculated with the following formula: monthly dividend of the month x 12 / ex-dividend price of the month x 100. Positive distribution yield does not imply positive return. The historical data provided below are for information purposes only and do not imply prospective yields of the Portfolio.**

**A, AT 及 AA 股份類別旨在提供每月派息。派息並無保證及可從資本中支付。(注意重要事項 5)**  
**年化息率按以下程式計算: 以當月份之派息 x 12 / 除息價格 x 100。正派息率並不表示本基金將錄得正回報。以下所提供的過往數據僅作參閱之用, 並不代表基金未來的年息率。**

	NAV 基金淨值	Yield 息率	Dividend 股息	Bloomberg	ISIN
Class A - USD A 股-美元	3.17	7.19	0.0190	ACMHYA1:LX	LU0081336892
Class A2 - USD A2 股-美元	17.91	-	-	ACMHYA2:LX	LU0102830865
Class A2 - HKD A2 股-港元	139.93	-	-	ABHYA2H:LX	LU0417103495
Class AA - USD AA 股-美元	8.06	10.20	0.0685	ACMATAA:LX	LU1008669860
Class AA - HKD AA 股-港元	63.10	10.15	0.5338	ABGHIAA:LX	LU1069345681
Class AA - AUD(H) AA 股-澳元 (對沖)	7.46	9.07	0.0564	ACMAAUH:LX	LU1008670108
Class AA - CAD(H) AA 股-加元 (對沖)	7.60	9.38	0.0594	ABGHYCH:LX	LU1069346069
Class AA - EUR(H) AA 股-歐元 (對沖)	7.71	8.81	0.0566	ABAEURH:LX	LU1069345848
Class AA - GBP(H) AA 股-英鎊 (對沖)	7.53	10.25	0.0643	ABAGBPH:LX	LU1069345764
Class AA - NZD(H) AA 股-紐西蘭元 (對沖)	7.57	10.21	0.0644	ABGHYAN:LX	LU1069345921
Class AA - RMB(H) AA 股-人民幣 (對沖)	52.24	7.64	0.3325	ABGHRMH:LX	LU1069767082
Class AA - SGD(H) AA 股-新加坡元 (對沖)	7.80	8.57	0.0557	ACMAASH:LX	LU1035779344
Class AT - USD AT 股-美元	3.14	7.22	0.0189	ACGHYAT:LX	LU0156897901
Class AT - HKD AT 股-港元	24.55	7.19	0.1471	ABHYHAT:LX	LU0417103578
Class AT - AUD(H) AT 股-澳元 (對沖)	10.33	6.16	0.0530	ABGATAH:LX	LU0511405911
Class AT - CAD(H) AT 股-加元 (對沖)	9.52	6.44	0.0511	ABGATCH:LX	LU0592507361
Class AT - EUR(H) AT 股-歐元 (對沖)	10.58	5.89	0.0519	ACATEUH:LX	LU0448041581
Class AT - GBP(H) AT 股-英鎊 (對沖)	10.45	7.27	0.0633	ABHYATG:LX	LU0689626256
Class AT - NZD(H) AT 股-紐西蘭元 (對沖)	9.58	7.24	0.0578	AGHATNH:LX	LU0805983789
Class AT - RMB(H) AT 股-人民幣 (對沖)	68.93	4.70	0.2701	ABHRMBA:LX	LU0747275229
Class AT - SGD(H) AT 股-新加坡元 (對沖)	9.67	5.63	0.0454	ABGATSH:LX	LU0592507528