

Schroders

Schroder International Selection Fund Global Corporate Bond

A Distribution SGD Hedged | Data as at 30.06.2021

Fund objectives and investment policy

The fund aims to provide income and capital growth in excess of the Bloomberg Barclays Global Aggregate Corporate Index Hedged to USD after fees have been deducted over a three to five year period by investing in bonds issued by companies worldwide.

This fund may use financial derivative instruments as a part of the investment process. Derivatives carry a high degree of risk and should only be considered by sophisticated investors.

Past Performance is not a guide to future performance and may not be repeated. The value of investments and the income from them may go down as well as up and investors may not get back the amounts originally invested. Exchange rate changes may cause the value of any overseas investments to rise or fall.

Share class performance (%)

Performance (%)	1 month	3 months	6 months	YTD	1 year	3 years	5 years	10 years
Fund (bid to bid)	1.5	2.7	-0.8	-0.8	4.0	20.5	22.8	52.1
Fund (offer to bid)	-1.5	-0.4	-3.8	-3.8	0.8	16.9	19.2	47.6

Annualized performance (%)	3 years	5 years	10 years
Fund (bid to bid)	6.4	4.2	4.3
Fund (offer to bid)	5.3	3.6	4.0

Performance over 5 years (%)



Past performance and any forecasts are not necessarily a guide to the future or likely performance.

The value of investments and income from them can go down as well as up and is not guaranteed. The distributions are not guaranteed. Ordinarily, they will be reviewed annually. In the event of the Fund's income and realised gains being less than indicated distribution amount per unit per annum, distributions will be made from capital. Investors should be aware that the distributions may exceed the income and realised gains of the Fund at times and lead to a reduction of the amount originally invested, depending on the date of initial investment. Where 'since inception' performance figures are stated, please note that the inception date is the same as the share class launch date under 'Fund Facts'.

Fund facts

Fund manager	Alix Stewart Rick Rezek
Managed fund since	27.06.2018 ; 27.06.2018
Fund management company	Schroder Investment Management (Europe) S.A.
Domicile	Luxembourg
Fund launch date	20.09.1994
Share class launch date	17.04.2009
Fund base currency	USD
Share class currency	SGD
Fund size (Million)	USD 2,583.93
Number of holdings	716
Unit NAV	SGD 12.8041
Dealing frequency	Daily
Distribution rate	Variable
Distribution frequency	Semi-Annually

Fees & expenses

Initial sales charge up to	3.00%
Annual management fee	0.75%
Ongoing charge	1.07%
Redemption fee	0.00%

Purchase details

Minimum initial subscription	EUR 1,000 ; USD 1,000 or their near equivalent in any other freely convertible currency.
------------------------------	--

Codes

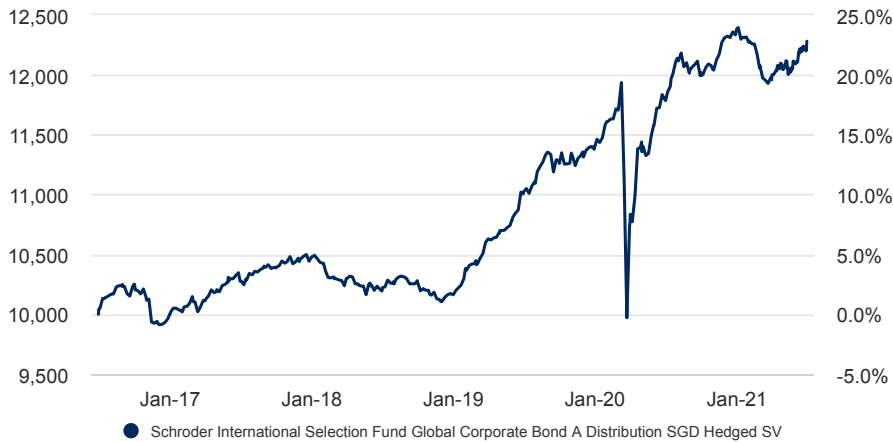
ISIN	LU0417518270
Bloomberg	SCSELAD LX
SEDOL	B64FTW7
Reuters code	LU0417518270.LUF

Schroders

Schroder International Selection Fund Global Corporate Bond

A Distribution SGD Hedged | Data as at 30.06.2021

Return of SGD 10,000



Risk statistics & financial ratios

	Fund
Annual volatility (%) (3y)	7.1
Effective duration (years)	7.1
Current yield (%)	2.9
Yield to maturity	2.3

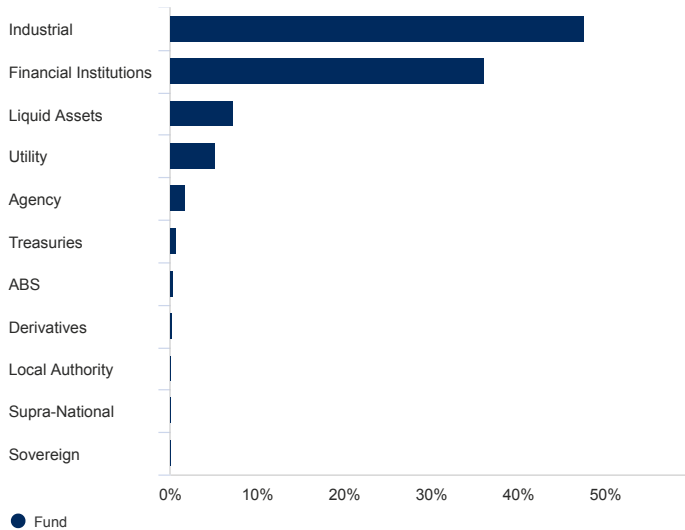
Source: Morningstar. The above ratios are based on bid to bid price based performance data.

The chart is for illustrative purposes only and does not reflect an actual return on any investment.

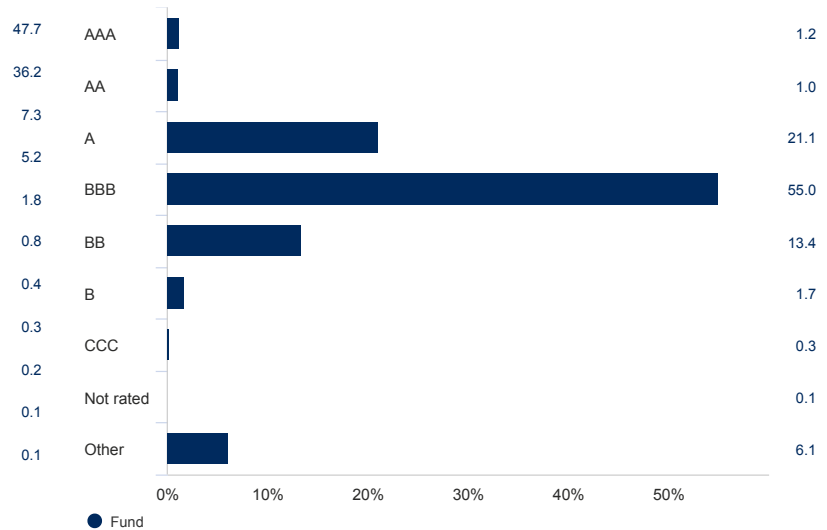
Returns are calculated bid to bid (which means performance does not include the effect of any initial charges), net income reinvested, net of fees.

Asset allocation

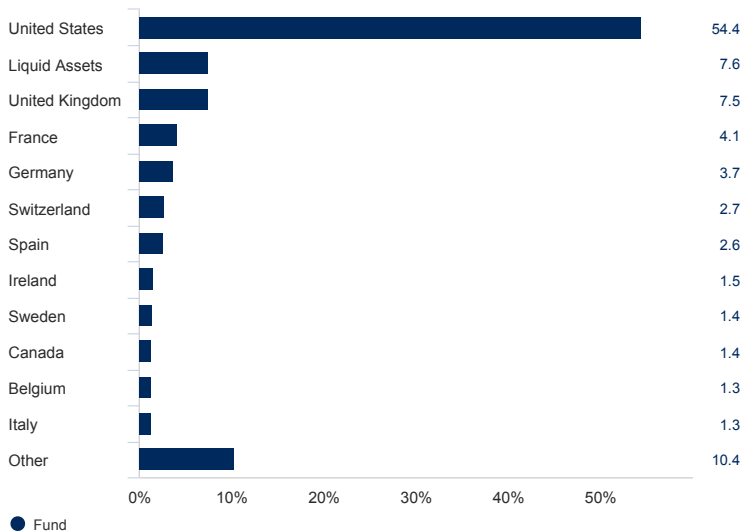
Sector (%)



Credit quality (%)



Geographical Breakdown (%)



Schroders

Schroder International Selection Fund Global Corporate Bond

A Distribution SGD Hedged | Data as at 30.06.2021

Top 10 holdings (%)

Holding name	%
BANK OF AMERICA CORPORATION 3.5590 23/04/2027 SERIES MTN	1.0
BOEING COMPANY 1.4330 04/02/2024	0.8
CHENIERE ENERGY PARTNERS 4.0000 01/03/2031 144A	0.8
ANHEUSER BUSCH INBEV WORLDWIDE INCORPORATED 4.4390 06/10/2048	0.7
GOLDMAN SACHS GROUP INCORPORATED FRN 27/01/2023 SERIES FRN	0.7
CREDIT SUISSE GROUP AG 2.5930 11/09/2025 SERIES 144A	0.6
T-MOBILE USA INC 3.8750 15/04/2030 SERIES CORP	0.6
BANK OF AMERICA CORPORATION 1.8980 23/07/2031 SERIES MTN	0.6
QUALCOMM INCORPORATED 1.6500 20/05/2032	0.6
AMPHENOL CORPORATION 2.8000 15/02/2030	0.6

Source: Schroders. Top holdings and asset allocation are at fund level. Derivatives are displayed on the notional basis of the underlying exposure where possible. Due to the different treatment of derivative types, the allocation to Liquid Assets may vary between each chart.

Contact information

Schroder Investment Management (Europe) S.A.
5, rue Höhenhof
Sennigerberg
Luxembourg
L-1736
Tel: +352 341 342 202
Fax: +352 341 342 342

Schroder Investment Management (Singapore) Ltd
138 Market Street
#23-01 CapitaGreen Singapore 048946
Tel: (65) 6534 4288
Fax: (65) 6536 6626

For your security, all telephone calls are recorded
Schroders Reg No 199201080H

Benchmark and corporate action information

The performance track record begins at this date. The fund's performance should be assessed against its target benchmark being to exceed the Bloomberg Barclays Global Aggregate – Corporate index Hedged to USD and compared against the Morningstar Global Corporate Bond Category Hedged to USD. The fund's investment universe is expected to overlap materially with the components of the target benchmark. The comparator benchmark is only included for performance comparison purposes and does not have any bearing on how the investment manager invests the fund's assets. The investment manager invests on a discretionary basis and there are no restrictions on the extent to which the fund's portfolio and performance may deviate from the target benchmark. The investment manager will invest in companies or sectors not included in the target benchmark in order to take advantage of specific investment opportunities. The target benchmark has been selected because it is representative of the type of investments in which the fund is likely to invest and it is, therefore, an appropriate target in relation to the return that the fund aims to provide. The comparator benchmark has been selected because the investment manager believes that the benchmark is a suitable comparison for performance purposes given the fund's investment objective and policy.

Source and ratings information

Source of all performance data, unless otherwise stated: Morningstar, bid to bid, net income reinvested, net of fees.

Schroders

Schroder International Selection Fund Global Corporate Bond

A Distribution SGD Hedged | Data as at 30.06.2021

Important information

This advertisement or publication has not been reviewed by the Monetary Authority of Singapore.

Schroder International Selection Fund (the "Company"), a Luxembourg-registered open-ended investment company, is the responsible person for the Company's sub-funds (each, a "Fund" and collectively, the "Funds") recognised under Section 287 of the Securities and Futures Act of Singapore, and has appointed Schroder Investment Management (Singapore) Ltd as its Singapore corporate representative in this regard. This document does not constitute an offer to anyone, or a solicitation by anyone, to subscribe for shares in any Fund. Nothing in this document should be construed as advice or a recommendation to buy or sell shares in any Fund. This document is published for information and general circulation only and does not have any regard to the specific investment objectives, financial situation and the particular needs of any specific person who may receive this document. Investors should seek independent advice from a financial advisor before investing in shares of any Fund. Subscriptions in shares of any Fund can only be made on the basis of its latest Product Highlights Sheet and prospectus, copies of which can be obtained from Schroder Investment Management (Singapore) Ltd. or its distributors. Investors need to read the Product Highlights Sheet and the prospectus of each Fund carefully before investing. Investors also should consider each Fund's investment objective, risks, charges and expenses carefully before investing. Investments in any Fund involves risks which are fully described in the Fund's prospectus. Past performance of each Fund or the managers, and any economic and market trends or forecast, are not necessarily indicative of the future or likely performance of the Fund or the manager. The value of shares of each Fund, and the income accruing to the shares, if any, of the Fund, may fall as well as rise and investors may not get back the full amount invested. Investors investing in a Fund denominated in a non-local currency should be aware of exchange rate risks. The views and opinions expressed in this document may change without notice. This document is issued by Schroder Investment Management (Europe) S.A., R.C.S. Luxembourg: B 37.799, 5, rue Höhenhof, L-1736 Senningerberg. Third party data is owned or licensed by the data provider and may not be reproduced or extracted and used for any other purpose without the data provider's consent. Third party data is provided without any warranties of any kind. The data provider and issuer of the document shall have no liability in connection with the third party data. The Prospectus and/or www.schroders.com contains additional disclaimers which apply to the third party data.