



SICAV Range

JPMorgan Funds - Emerging Markets Equity Fund

- The Fund invests primarily in emerging market companies.
- The Fund is therefore exposed to risks related to equity, emerging markets, smaller companies, Chinese variable interest entity, currency, liquidity, high volatility and regulatory policies of certain equity markets in emerging market countries, SPACs, derivative and hedging.
- The Fund may at its discretion pay dividends out of capital. The Fund may also at its discretion pay dividends out of gross income while charging all or part of the Fund's fees and expenses to the capital of the Fund, resulting in an increase in distributable amount for the payment of dividends and therefore, effectively paying dividends out of realised, unrealised capital gains or capital. Investors should note that, share classes of the Fund which pay dividends may distribute not only investment income, but also realised and unrealised capital gains or capital. Payment of dividends out of capital amounts to a return or withdrawal of part of an investor's original investment or from any capital gains attributable to that original investment. Any dividend payments, irrespective of whether such payment is made up or effectively made up out of income, realised and unrealised capital gains or capital, may result in an immediate reduction of the net asset value per share. Also, a positive distribution yield does not imply a positive return on the total investment.
- Investors may be subject to substantial losses.
- Investors should not solely rely on this document to make any investment decision.

Fund overview

Investment objective

To provide long-term capital growth by investing primarily in emerging market companies.

Expertise

Fund Manager

Leon Eidelman, Austin Forey

Fund Information (A (dist) - USD)

Fund base currency
USD

Denominated currency and NAV per unit

Total fund size (m)
USD 5,665.5

A (dist) - USD : USD 39.95
A (acc) - USD : USD 29.87

SEDOL
5228454

12 month NAV
High : USD 42.02 (11/07/24)
Low : USD 34.61 (26/10/23)

ISIN code
LU0053685615

Distribution frequency

Bloomberg code
FLEFEMI LX

(dist) : Expected annually

Current charge

Initial : 5.0% of NAV
Redemption : 0%
Management fee : 1.5% p.a.

Yield

A (dist) - USD

Last distribution^(xd date)
USD 0.04 (13/09/23)

Ratings

Medalist Rating
Analyst-Driven %
Data Coverage %
Category

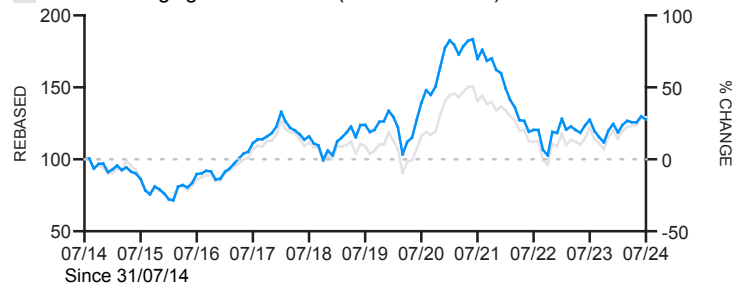
Bronze
100
100
Global Emerging Markets Equity

Performance

Cumulative Performance (%)

JPM Emerging Markets Equity A (dist) - USD

MSCI Emerging Markets Index (Total Return Net)¹⁾



	1 month	1 year	3 years	5 years	Since launch	Launch date
A (dist) - USD	-1.6	0.2	-24.8	3.0	358.0	13/04/94 ³⁾
Benchmark (in USD) ¹⁾	0.3	6.3	-8.0	18.3	355.7	
A (acc) - USD	-1.6	0.2	-24.8	3.0	198.7	31/03/05

Calendar Year Performance (%)

	2019	2020	2021	2022	2023	2024YTD
A (dist) - USD	30.1	32.6	-9.9	-26.0	5.3	2.5
Benchmark (in USD) ¹⁾	18.4	18.3	-2.5	-20.1	9.8	7.8
A (acc) - USD	30.1	32.6	-9.9	-25.9	5.3	2.5

¹⁾Dividends reinvested after deduction of withholding tax. Prior to 01.01.01, MSCI Emerging Markets Gross. ²⁾With the exception of the "Average annual return" figure, all data are calculated from the month end after inception. ³⁾Available for purchase in Hong Kong on 24.07.06. ⁴⁾Investments in, or exposure to, any single entity (other than Government and other public securities) cannot exceed 10% of the Fund's total net asset value. ⁵⁾Issued by Fund Selector Asia, based on volatility and consistency of performance as well as fund selector choices for the three-year period from 30.06.2017 to 30.06.2020. ⁶⁾Issued by Lipper of Refinitiv, 2021 award for the A (dist) - USD Class, reflecting performance as of 31.12.2020. Refinitiv Lipper Fund Awards, 2021 Refinitiv. All rights reserved. Used by permission and protected by the Copyright Laws of the United States. The printing, copying, redistribution, or retransmission of this content without express written permission is prohibited. ⁷⁾Issued by AsianInvestor, 2022 award, reflecting performance as at the previous calendar year end. Unless stated otherwise, all information as at the last valuation date of the previous month. Source: J.P. Morgan Asset Management/ Thomson Reuters Datastream (NAV to NAV in denominated currency with income reinvested). Source of ratings: Morningstar, Inc, Medalist Rating - Bronze awarded to A (dist) - USD Class and A (acc) - USD Class. 2023 Morningstar, Inc. All rights reserved. The information contained herein: (1) is proprietary to Morningstar and/or its content providers; (2) may not be copied or distributed; and (3) is not warranted to be accurate, complete, or timely. Neither Morningstar nor its content providers are responsible for any damages or losses arising from any use of this information. Past performance is no guarantee of future results. Risk ratings (if any) are based on J.P. Morgan Asset Management's assessment of relative risk by asset class and historical volatility of the fund where applicable. The risk ratings are reviewed annually or as appropriate and for reference only. Any overweight in any investment holding exceeding the limit set out in the Investment Restrictions was due to market movements and will be rectified shortly. It should be noted that due to the difference of the fund domiciles the valuation points used by Unit Trust range and SICAV range of funds for fair valuation (where applied) may vary. For details please refer to the respective offering document(s).

For funds offering classes with a distribution feature, such classes aim at monthly, quarterly, semi-annual or annual distribution as the case may be. Dividend rate is not guaranteed. Distributions may be paid from capital. Investment involves risk. Past performance is not indicative of future performance. Please refer to the offering document(s) for details, including the risk factors. This document has not been reviewed by the SFC. Issued by JPMorgan Funds (Asia) Limited.

For more information, please contact your bank, financial adviser or visit am.jpmorgan.com/hk today.

Portfolio Analysis (A (dist) - USD)

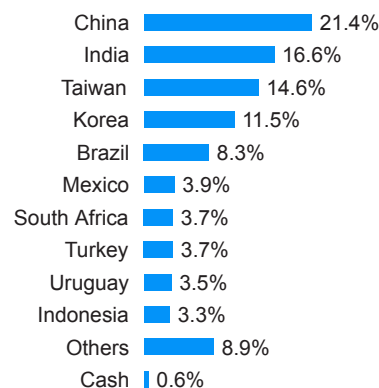
	3 years	5 years	Since Launch ²⁾
Correlation	0.97	0.97	0.97
Annualized Alpha %	-6.61	-2.69	0.17
Beta	1.00	1.02	1.00
Annualised volatility %	17.90	19.56	22.28
Sharpe ratio	-	-	0.11
Annualised tracking error %	4.46	4.89	5.25
Average annual return %	-9.06	0.60	5.15

Holdings⁴⁾ (as at end July 2024)

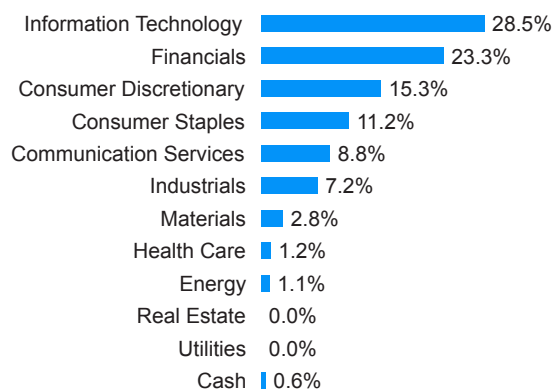
TOP 10	Sector	%
Taiwan Semiconductor	Information Technology	9.1
Tencent	Communication Services	6.1
Samsung Electronics	Information Technology	6.1
SK Hynix	Information Technology	3.8
NU Holdings	Financials	2.9
MercadoLibre	Consumer Discretionary	2.8
BBVA	Financials	2.4
HDFC Bank	Financials	1.9
Tata Motors	Consumer Discretionary	1.9
Bajaj Finance	Financials	1.8

Portfolio Breakdown

Market



Sector



1)Dividends reinvested after deduction of withholding tax. Prior to 01.01.01, MSCI Emerging Markets Gross. 2)With the exception of the "Average annual return" figure, all data are calculated from the month end after inception. 3)Available for purchase in Hong Kong on 24.07.06. 4)Investments in, or exposure to, any single entity (other than Government and other public securities) cannot exceed 10% of the Fund's total net asset value. 5)Issued by Fund Selector Asia, based on volatility and consistency of performance as well as fund selector choices for the three-year period from 30.06.2017 to 30.06.2020. 6)Issued by Lipper of Refinitiv, 2021 award for the A (dist) - USD Class, reflecting performance as of 31.12.2020. Refinitiv Lipper Fund Awards, 2021 Refinitiv. All rights reserved. Used by permission and protected by the Copyright Laws of the United States. The printing, copying, redistribution, or retransmission of this content without express written permission is prohibited. 7)Issued by AsianInvestor, 2022 award, reflecting performance as at the previous calendar year end. Unless stated otherwise, all information as at the last valuation date of the previous month. Source: J.P. Morgan Asset Management/ Thomson Reuters Datastream (NAV to NAV in denominated currency with income reinvested). Source of ratings: Morningstar, Inc, Medalist Rating - Bronze awarded to A (dist) - USD Class and A (acc) - USD Class. 2023 Morningstar, Inc. All rights reserved. The information contained herein: (1) is proprietary to Morningstar and/or its content providers; (2) may not be copied or distributed; and (3) is not warranted to be accurate, complete, or timely. Neither Morningstar nor its content providers are responsible for any damages or losses arising from any use of this information. Past performance is no guarantee of future results. Risk ratings (if any) are based on J.P. Morgan Asset Management's assessment of relative risk by asset class and historical volatility of the fund where applicable. The risk ratings are reviewed annually or as appropriate and for reference only. Any overweight in any investment holding exceeding the limit set out in the Investment Restrictions was due to market movements and will be rectified shortly. It should be noted that due to the difference of the fund domiciles the valuation points used by Unit Trust range and SICAV range of funds for fair valuation (where applied) may vary. For details please refer to the respective offering document(s).

For funds offering classes with a distribution feature, such classes aim at monthly, quarterly, semi-annual or annual distribution as the case may be. Dividend rate is not guaranteed. Distributions may be paid from capital. Investment involves risk. Past performance is not indicative of future performance. Please refer to the offering document(s) for details, including the risk factors. This document has not been reviewed by the SFC. Issued by JPMorgan Funds (Asia) Limited.

For more information, please contact your bank, financial adviser or visit am.jpmorgan.com/hk today.