

Fidelity Funds – America Fund

富達基金 - 美國基金

31 October 2024 年10月31日

- This fund invests primarily in US equity securities.
- The fund is subject to equities risk, risk to capital and income, foreign currency risk and concentration risk.
- The use of ESG criteria may affect the fund's investment performance and may result in a return unfavorably to similar products without such focus. The ESG characteristics of securities may change over time, which may require the Investment Manager disposing of such securities when it might be disadvantageous to do so, which may lead to a fall in the fund's value. Evaluation of sustainable characteristics of the securities may involve the Investment Manager's subjective judgment, which is subject to a risk that the fund could have indirect exposure to issuers who do not meet the relevant characteristics, and such characteristics of a security can change over time.
- The fund's net derivative exposure may be up to 50% of its NAV, the use of derivatives may involve liquidity risk, counterparty credit risk, volatility risk, valuations risks and over-the-counter transaction risk, at times. Exposure to financial derivative instruments and its leverage element may lead to a high risk of significant loss by the fund.
- Investors may suffer substantial loss of their investments in the fund. Investor should not invest in the fund solely based on the information provided in this document and should read the offering documents, including Product Key Facts (including the risk factors) for details.

- 本基金主要投資於美國股票證券。
- 基金可能涉及股票風險、資本及收益的風險、外幣風險及集中度風險。
- 使用ESG準則可能會影響基金的投資表現，並可能導致回報遜於不設該焦點的類似產品。證券的ESG特徵可能會隨著時間而改變，投資經理可能須被迫在不利時機出售該等證券，導致基金的價值下跌。評估證券的可持續發展特徵及證券選擇可能涉及投資經理的主觀判斷。基金可能間接投資於不符合相關可持續發展特徵的發行機構的風險，而且證券的可持續發展特徵可隨時間而改變。
- 基金的衍生工具風險承擔淨額最高為其資產淨值的50%。偶爾使用衍生工具可能會引發流動性風險、交易對手信貸風險、波幅風險、估值風險及場外交易市場交易風險。投資於金融衍生工具及其槓桿元素可能導致基金須承受錄得重大損失的高風險。
- 您在本基金的投資有可能大幅虧損。投資者應該參閱基金之銷售文件，包括產品資料概要(包括風險因素)，而不應只根據這文件內的資料而作出投資。

Fund Details 基金資料

Fund Manager 基金經理	Rosanna Burcheri Ashish Bhardwaj
Reference Currency 報價貨幣	USD 美元
Fund Size 基金資產值	US\$3,135m (百萬美元)
Max. Sales Charge 最高認購費	5.25%
Annual Management Fee 每年管理費	1.50%
Min. Subscription 最低認購金額	USD2,500 or HKD eqv2,500美元或港元等值
Total No. of Positions 總持股數	58
Fidelity Fund Code 富達基金代號	1016

Investment Objective 投資目標

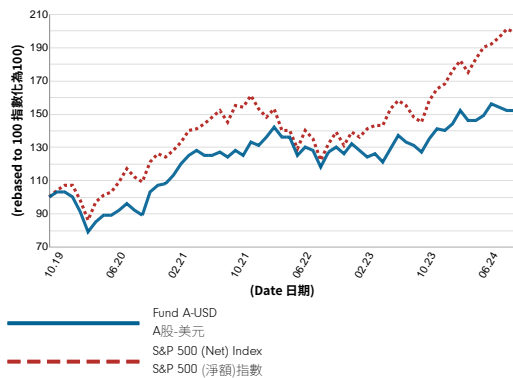
The fund aims to achieve capital growth over time. The fund invests at least 70% (and normally 75%) of its assets, in equities of companies that are listed, headquartered, or do most of their business in the US. The fund may also invest in money market instruments on an ancillary basis.
基金旨在隨時間推移實現資本增長。基金將最少70% (通常為75%) 的資產投資於在美國上市、設立總部或進行大部份業務之公司的股票。基金亦可在輔助基礎上投資於貨幣市場工具。

Cumulative Performance 累積表現 (%)

	YTD 年初至今	3 mth 3個月	6 mth 6個月	1 yr 1年	3 yr 3年	5 yr 5年	Since Launch 自推出以來
A-USD A股-美元	8.2	-2.3	3.9	19.5	18.5	52.1	1585.9
A-EUR A股-歐元	10.2	-2.6	2.2	16.3	26.0	56.3	413.9
A-ACC-USD A股-累積-美元	8.1	-2.4	3.9	19.4	18.4	52.1	255.4
A-ACC-AUD (H) A股-累積-澳元(對沖)	7.1	-2.6	3.3	17.8	12.7	39.0	131.8
Index 指數	20.6	3.6	13.8	37.4	28.0	98.7	3014.2

Source: Fidelity, NAV-NAV basis, in respective currencies with dividends re-invested. Index performance (if any) is calculated in the currency of the first share class listed in the table.
資料來源：富達，以資產淨值及各自貨幣計算，並假設股息盈利再作投資。指數表現 (如有) 以表內列示第一項股份類別之貨幣計算。

Fund Performance 基金表現



Index 指數

Market Index: S&P 500 (Net) Index
S&P 500 (淨額)指數
Index is for comparative purpose only.
指數只用作為比較用途。

Calendar Year Performance 曆年表現 (%)

	2019	2020	2021	2022	2023
A-USD A股-美元	10.9	4.0	24.2	-5.5	11.5
A-EUR A股-歐元	13.2	-4.6	33.6	0.4	8.0
A-ACC-USD A股-累積-美元	10.9	3.9	24.3	-5.6	11.6
A-ACC-AUD (H) A股-累積-澳元(對沖)	9.5	0.7	23.3	-7.3	9.2
Index 指數	30.7	17.8	28.2	-18.5	25.7

Source: Fidelity, NAV-NAV basis, in respective currencies with dividends re-invested. Index performance (if any) is calculated in the currency of the first share class listed in the table.
資料來源：富達，以資產淨值及各自貨幣計算，並假設股息盈利再作投資。指數表現 (如有) 以表內列示第一項股份類別之貨幣計算。

Fidelity Funds – America Fund 富達基金 – 美國基金

31 October 2024 年10月31日

Measures † 衡量指標

	Fund 基金	Index 指數
Annualised Volatility (3 years) 年度化波幅(3年)%	14.61	17.19
Beta (3 years) 貝他係數(3年)	0.69	-
Sharpe Ratio (3 years) 夏普比率(3年)	0.14	0.28
Price / earnings ratio (x) 市盈率 (倍)	18.7	25.5
Price / book ratio (x) 市賬率 (倍)	2.7	5.0
Active Money 主動投資比率(%)	89.4	-

Top 10 Positions 十大持股 (%)

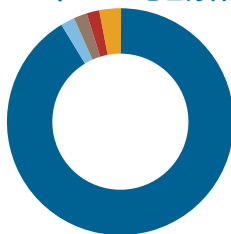
Company 公司	Sector 行業	Fund 基金	Index 指數
BERKSHIRE HATHAWAY INC DEL	Financials 金融	3.5	1.7
WELLS FARGO & CO NEW	Financials 金融	3.5	0.5
ALPHABET INC	Communication Services 通訊服務	3.2	3.8
T-MOBILE US INC	Communication Services 通訊服務	3.1	0.2
SALESFORCE INC	Information Technology 資訊科技	3.1	0.6
ELEVANCE HEALTH INC	Health Care 健康護理	3.1	0.2
CHENIERE ENERGY INC	Energy 能源	3.1	0.0
SEMPRA	Utilities 公用事業	3.0	0.1
FEDEX CORP	Industrials 工業	2.9	0.1
BAKER HUGHES CO	Energy 能源	2.7	0.1

Share Class Details & Codes 股份類別資料及代碼

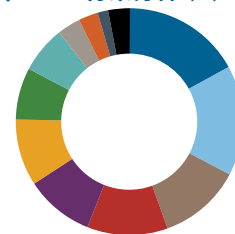
Share Class 股份類別	Launch Date 推出日期	NAV 單位資產淨值	Bloomberg Ticker 彭博代碼	ISIN 基金代碼
A-USD A股-美元	01.10.90	16.37	FIDLAMI LX	LU0048573561
A-EUR A股-歐元	16.02.04	15.08	FIDLAMA LX	LU0069450822
A-ACC-USD A股-累積-美元	03.07.06	35.54	FIDAAAA LX	LU0251131958
A-ACC-AUD (H) A股-累積-澳元(對沖)	30.08.13	23.18	FIACAUD LX	LU0963029086

A: distributing share class. A-ACC: accumulating share class. A-ACC(H): accumulating hedged share class.
A股：派息股份類別。A股-累積：累積股份類別。A股-累積(對沖)：累積(對沖)股份類別。

Geographic Exposure 地區分佈 (%)



Sector Exposure 行業分佈 (%)



	Fund 基金	Index 指數
United States 美國	91.2	99.8
Netherlands 荷蘭	2.0	0.1
Canada 加拿大	1.9	0.0
Korea (South) 南韓	1.8	0.0
Switzerland 瑞士	0.0	0.1
Cash* 現金	3.1	-

	Fund 基金	Index 指數
Industrials 工業	17.0	8.5
Financials 金融	15.7	13.4
Communication Services 通訊服務	11.8	9.1
Health Care 健康護理	11.5	11.2
Consumer Staples 主要消費品	9.8	5.8
Information Technology 資訊科技	9.5	31.7
Energy 能源	7.4	3.4
Utilities 公用事業	6.7	2.5
Materials 物料	3.3	2.2
Real Estate 房地產	2.8	2.3
Consumer Discretionary 非必需消費品	1.5	10.0
Cash* 現金	3.1	-

Certain unclassified items (such as non-equity investments and index futures/options) are excluded. *Cash refers to any residual cash exposure that is not invested in shares or via derivatives.
部分未能分類的項目(如非股票投資及指數期貨/期權)未有包括在內。*現金指任何未被投資於股票或未透過衍生工具投資的剩餘現金部分。

Fidelity Funds – America Fund

富達基金 – 美國基金

31 October 2024 年10月31日

Annual report
年度報告



Semi-Annual report
半年度報告



Prospectus
認購章程



Product Key Facts
產品資料概要



Fund announcements
基金通告



A position combines all equity investments (including derivatives) linked to an issuing company. Derivatives are included on an exposure basis so they reflect the equivalent underlying shares needed to generate the same return. Geographic and sector breakdown tables are calculated using the positions methodology. Active Money: This is the sum of the fund's overweight positions (including effective cash) when compared to the market index. 倉位指包括與發行公司相關的一切股權投資（包括衍生工具）。衍生工具已按風險基準包括在內，故其反映可產生相同回報所需的等額相關股份。地區分佈及行業分佈為根據此倉位方法計算。主動投資比率：以量度基金組合相對指數持重之持倉（包括現金）總和。
(†) Volatility measures are not calculated for funds which are less than 3 years old. 成立不足三年的基金之波幅不會被計算。

This material is issued by FIL Investment Management (Hong Kong) Limited and it has not been reviewed by the Securities and Futures Commission ("SFC"). Investors are reminded of concentration risks and volatility associated with sector funds. Investment involves risks. Past performance is not indicative of future performance. Please refer to the Fidelity Prospectus for Hong Kong Investors and Product Key Facts for further details (including the risk factors). If investment returns are not denominated in HKD or USD, US/HK dollar-based investors will be exposed to exchange rate fluctuations. Fidelity, Fidelity International, the Fidelity International logo and F symbol are trademarks of FIL Limited.

本文件由富達基金(香港)有限公司發行。本文件未經證券及期貨事務監察委員會審核。投資者應注意行業投資所帶來的風險。投資涉及風險。基金過去表現並不表示將來亦會有類似的業績，詳情請細閱富達香港投資者認購章程及產品資料概要(包括風險因素)。若投資收益並非以港元或美元計算，以美元/港元作出投資的投資者需承受匯率波動的風險。「富達」、「Fidelity」、「Fidelity International」、「Fidelity International」標誌及F標誌均為FIL Limited的商標。