

BOCHK All Weather China New Dynamic Equity Fund

December 2024 (As of 29 November 2024)

Important Information:

- BOCHK All Weather China New Dynamic Equity Fund (the "Sub-Fund") is a Sub-Fund of BOCHK Wealth Creation Series.
- The Sub-Fund is to provide income and capital growth over the medium and longer term primarily through active asset allocation in a portfolio of equity securities, listed in stock markets of Mainland China, Hong Kong and/or United States, of Chinese companies that can benefit from the rapid economic growth and/or provide products and services that meet the demands of an evolving economy of Mainland China, Hong Kong, Macau and/or Taiwan. "Chinese companies" are companies that are domiciled in or derive substantial revenue from or have significant business or economic activities in Mainland China, Hong Kong, Macau and/or Taiwan.
- Investment involves risks. The Sub-Fund involves significant risks including but not limited to investment risk, market risks including Mainland China and emerging markets, equity investment/volatility risk, concentration risk, small- or mid- capitalisation companies risk, risks relating to investment in China A-Share market, currency risk, RMB currency risk/ risks relating to RMB denominated securities, risks relating to QFI and QFII funds, risks associated with stock connects, ChiNext market and/ or the Science and Technology Innovation Board (STAR Board), Mainland China taxation, risks relating to ETFs, ADRs, risks relating to hedging and the hedged classes, etc. Past performance is not indicative of future performance. The value of the Sub-Fund can be volatile. Investors may not get back the full amount of capital invested or may suffer significant loss.
- Investors should not solely rely on this document to make any investment decision. Please refer to the Explanatory Memorandum and the relevant appendix in detail (including the full text of risk factors stated therein) about the Sub-Fund. If you have any questions about the information of this document, please seek independent professional advice.

Investment Objective

The investment objective of the Sub-Fund is to provide income and capital growth over the medium and longer term primarily through active asset allocation in a portfolio of equity securities, listed in stock markets of Mainland China, Hong Kong and/or United States, of Chinese companies that can benefit from the rapid economic growth and/or provide products and services that meet the demands of an evolving economy of Mainland China, Hong Kong, Macau and/or Taiwan. "Chinese companies" are companies that are domiciled in or derive substantial revenue from or have significant business or economic activities in Mainland China, Hong Kong, Macau and/or Taiwan.

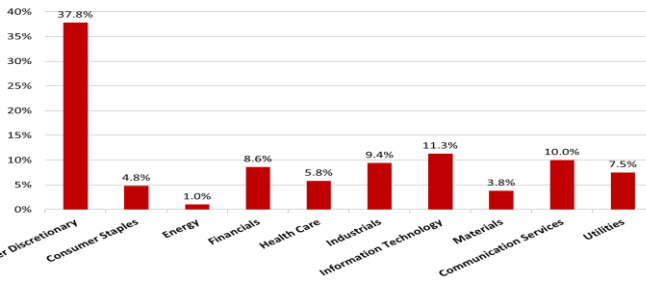
Fund Information

Fund Manager	BOCHK Asset Management Limited		
Fund Size	HKD 64.52 Million		
Dealing Frequency	Daily		
Subscription Fee	Up to 5.25%		
Redemption Fee	Nil		
Management Fee	1.50% p.a.		
Dividend Policy*	Currently no distribution		
Base Currency	HKD		
Class	Class A1 (HKD)	Class A2 (USD)	Class A8 (RMB-H)
Class Launch Date	31/10/22	31/10/22	31/10/22
NAV per unit*	9.92	10.01	9.11
Min. Investment (Initial)	HKD 10,000	USD 1,000	RMB 10,000
Min. Investment (Additional)	HKD 10,000	USD 1,000	RMB 10,000
Bloomberg ID	BHWCNA1 HK	CLSA2AS HK	CLSA8RT HK
ISIN	HK0000875036	HK0000875044	HK0000875101

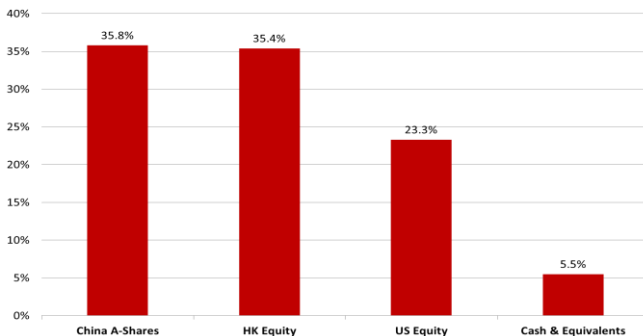
*NAV without dividend reinvested. *Amount or dividend rate is not guaranteed. Please refer to the offering document for details of other fees.

Allocation

Sector Allocation



Asset Allocation

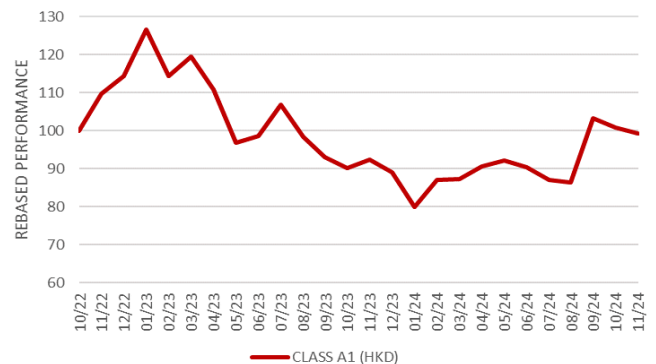


Source: BOCHK Asset Management Limited. Figures presented in % of NAV.

Top 10 Holdings

POP MART INTL GROUP LTD	7.0%
MEITUAN-CLASS B	6.5%
FUTU HLDGS LTD-SPONSORED ADR	6.3%
TRIP.COM GROUP LTD-ADR	6.2%
YUM CHINA HLDGS INC	5.6%
TENCENT HLDGS LTD	4.1%
MIDEA GROUP CO LTD-A	3.5%
CONTEMPORARY AMPEREX TECHNOLOGY CO LTD-A	3.5%
CHINA STATE CONSTRUCTION ENGINEERING CORP LTD-A	3.3%
SICHUAN KELUN PHARMACEUTICAL CO LTD-A	3.3%

Performance Chart (in HKD) §



Total Return Performance §

Cumulative	YTD	3 months	1 year	3 years	Since launch
Class A1 (HKD)	11.5%	14.7%	7.4%	N/A	-0.8%
Class A2 (USD)	12.0%	15.1%	7.8%	N/A	0.1%
Class A8 (RMB-H)	8.2%	13.7%	3.9%	N/A	-8.9%

Calendar Year	2023	2022 [^]	2021	2020	2019
Class A1 (HKD)	-22.3%	14.5%	N/A	N/A	N/A
Class A2 (USD)	-22.5%	15.3%	N/A	N/A	N/A
Class A8 (RMB-H)	-25.6%	13.1%	N/A	N/A	N/A

Source: BOCHK Asset Management Limited.

[^]Since launch date to the end of the same year.

[§]Performance is calculated net of fees and on NAV to NAV with dividends reinvested, rebased to 100. Investment involves risks. Past performance figures are not indicative of future performance.

BOCHK All Weather China New Dynamic Equity Fund

December 2024 (As of 29 November 2024)

Achievements and Awards^c



Asia Asset Management "2024 Best of the Best Awards"
Best of the Best Region Awards – Hong Kong SAR

- Best RMB Manager



Asia Asset Management "2023 Best of the Best Awards"
Best of the Best Country Awards – Hong Kong

- Best RMB Manager
- **BENCHMARK "Fund of the Year Awards 2023"**
- **House Award**
- Outstanding Achiever, Asia Fixed Income
- Outstanding Achiever, China Fixed Income
- Outstanding Achiever, High Yield Fixed Income
- Outstanding Achiever, Flexible Mixed Asset

Grand Award Title – Hong Kong

- Provider of the Year (Onshore)

Hong Kong Business "Hong Kong Fund Managers Awards 2023"

- Best Greater China Equity Fund - BOCHK All Weather China New Dynamic Equity Fund



Asia Asset Management "2022 Best of the Best Awards"

Best of the Best Country Awards – Hong Kong

- Best China Fund House
- Best RMB Manager

BENCHMARK "Fund of the Year Awards 2022"

House Award

- Best-in-Class, China Fixed Income
- Outstanding Achiever, Asia Fixed Income
- Outstanding Achiever, RMB Fixed Income

^cSource: The Asia Asset Management Best of the Best Awards are issued by Asia Asset Management, reflecting performance as at November 30 of previous year. Please visit www.asiaasset.com for awards details.

The BENCHMARK Fund of the Year Awards are issued by BENCHMARK in the year specified, reflecting performance as at end of September of the stated year. Please visit <https://www.benchmark.today/fund-awards-2023> for 2023 awards, and <https://www.benchmark.today/fund-awards-2022> for 2022 awards.

The Hong Kong Business's Hong Kong Fund Managers Awards 2023 is issued by Hong Kong Business in the year specified. Please visit https://issuu.com/charlton_media/docs/hkb-q1-2024 for award details.