



Pantheon Infrastructure Plc (“PINT”)

Quarterly Update: Q3 2023

Our purpose is to provide access to a globally diversified portfolio of high-quality infrastructure assets which will generate sustainable attractive returns over the long term

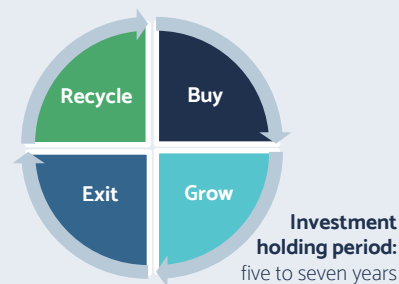
About PINT

A global, diversified portfolio investing in infrastructure assets with strong defensive characteristics, typically with contracted cash flows, inflation protection, conservative leverage profiles, and benefitting from secular tailwinds. An article 8 “light green” product under SFDR⁴, targeting assets which have strong environmental, social and governance (ESG) credentials in an effort to support the transition to a low-carbon economy.



- Digital Infrastructure**
- Transport & Logistics**
- Power & Utilities**
- Renewables & Efficiency**

Operating Model



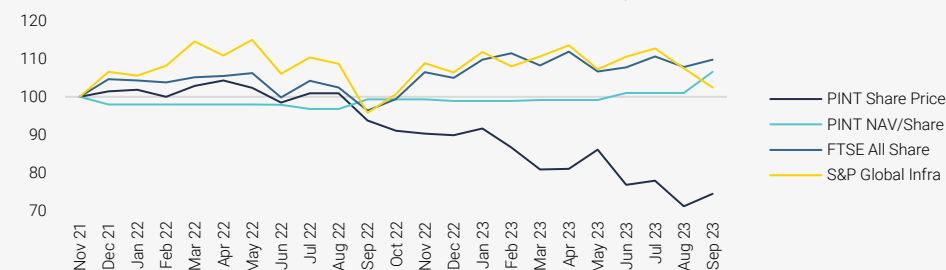
Key Facts

- Portfolio valuation of £490m across 13 assets²
- NAV total return³: 5.5%
- Targeting 8-10% NAV p.a. total return, with 4pps¹ dividend target
- Number of Ordinary Shares: 480m⁵
NAV: £507m | NAV per share: 106.6p⁵

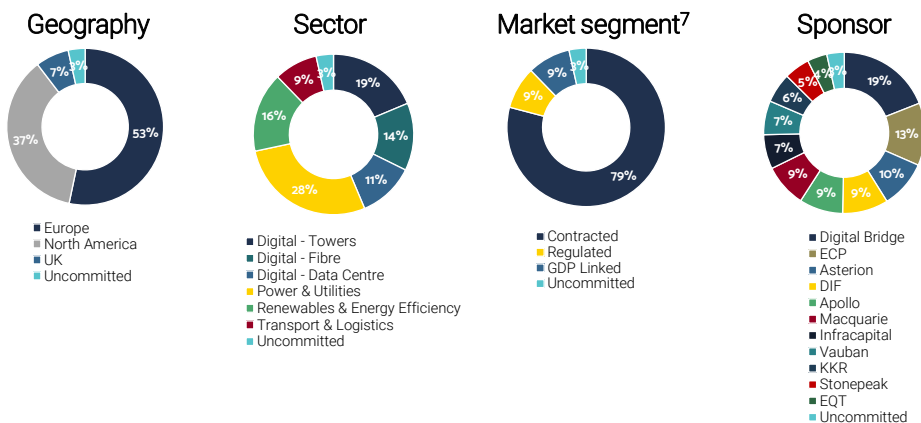
Performance

	3M	12M	IPO (Nov 21) - 30 Sept 2023
NAV per share	5.5%	7.3%	6.6%
Share price	-4.4%	-18.1%	-25.4%
FTSE All Share	-0.7%	10.4%	9.8%
S&P Global Infrastructure Index	-9.1%	1.7%	2.5%

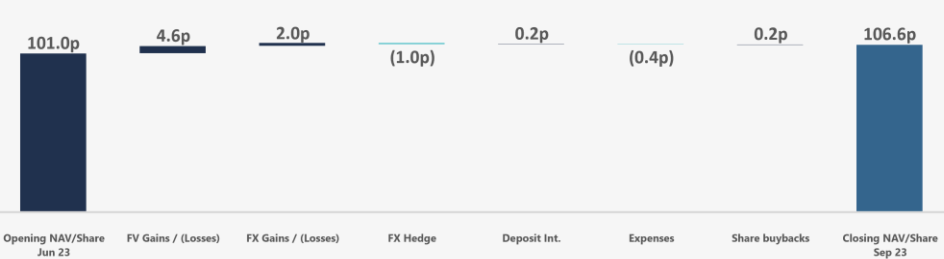
PINT vs. FTSE All Share and S&P Global Infrastructure, rebased to 100



PINT’s Diversification⁶



NAV Bridge: NAV per share movement from 1 July 2023 to 30 September 2023



Performance is as at 30 September 2023 unless otherwise stated. ¹pps is pence per share. The target returns and dividend stated are targets only and not profit forecast. There can be no assurance that these targets will be met and they should not be taken as indication of the Company’s future results. ² Refers to the investment fair values or amounts committed or in legal closing as of 30 September 2023. Invested amounts totaled £441.4 million, representing the fair value of the Company’s funded investments. Committed amounts totaled £48.1 million, representing cash held in respect of as yet undrawn commitments and/or deals in legal closing. ³ Q3 Net gain to shareholders per share. ⁴ European Sustainable Finance Disclosure Regulation ⁵ As at 30 September 2023. NAV: amount by which the value of assets of a company exceeds its liabilities. As at 30 September 2023, 4,835,000 shares were held in Treasury. ⁶ Charts are based on gross assets of £507.2 million at 30 September 2023. Geography and sector based on exposure at underlying company level at time of entry. ⁷ This classification represents where the majority of portfolio company cash flow is contracted in nature vs. regulated or GDP linked. www.pantheoninfrastructure.com



Pantheon Infrastructure PLC (“PINT”)

Quarterly Update: Q3 2023

ESG

- ▶ One of the 1st international investment firms – specifically, the 2nd private equity firm – to sign the UN Principles for Responsible Investment in 2007, and in the most recent UNRPI report scored 100% for Infrastructure
- ▶ Became a signatory for the TCFD (“Task Force on Climate-Related Financial Disclosures”) in 2021
- ▶ Partner with third parties such as RepRisk, on monitoring assets and ERM, on climate change risk analysis



Investment Portfolio

Portfolio Company	Sponsor	Announced	Sector	Region	Total Investment ¹
Primafrío	Apollo	Mar-22	Transport & Logistics	Europe	£44m
CyrusOne	KKR	Mar-22	Digital - Data Centre	North America	£30m
National Gas	Macquarie	Mar-22	Power & Utilities	UK	£44m
Vertical Bridge	DigitalBridge	Apr-22	Digital - Towers	North America	£28m
Delta Fiber	Stonepeak	Apr-22	Digital - Fibre	Europe	£26m
Cartier Energy	Vauban	May-22	Power & Utilities	North America	£35m
Calpine	ECP	Jun-22	Power & Utilities	North America	£64m
GlobalConnect	EQT	Jun-23	Digital - Fibre	Europe	£20m
Vantage	DigitalBridge	Jul-22	Digital - Data Centre	North America	£27m
Fudura	DIF	Jul-22	Renewables & Energy Efficiency	Europe	£47m
National Broadband Ireland	Asterion	Nov-22	Digital - Fibre	Europe	£49m
GD Towers	DigitalBridge	Jan-23	Digital - Towers	Europe	£41m
Zenobe	Infracapital	Sep-23	Renewables & Energy Efficiency	UK	£35m
Total					£490m

Portfolio commentary

- ▶ NAV total return in Q3 was 5.5%, with the NAV increasing by 5.6 pence per share in the quarter
- ▶ Underlying fair value movements on the investment portfolio contributed 4.6 pence per share
- ▶ Positive FX movement of 2.0 pence per share was driven by the appreciation of the USD and EUR vs. GBP, partially offset by 1.0 pence per share loss on PINT’s FX hedging instruments

Fund terms: Pantheon Infrastructure PLC

Investment Manager	Pantheon Ventures (UK) LLP, regulated by the FCA
Broker	Investec Bank plc
Currency	GBP with structured FX hedging programme to reduce impact of FX movements on NAV
Leverage	Up to 30% of NAV for either acquisitions or other uses; not more than 40% in aggregate
Management Fee	1% p.a. on the first £750 million of Net Asset Value; 0.9% p.a. above; no performance fee
Website	https://www.pantheoninfrastructure.com/

¹ Refers to the investment fair values or amounts committed or in legal closing as of 30 September 2023; difference between individual amounts and the sum is due to rounding. Includes investments made post 30 September 2023 (Zenobe) and amounts committed to but not invested.

About the Manager

Pantheon is a leading global private markets specialist with dedicated strategies across private equity, real assets and private credit, with 40 years’ experience sourcing and executing investment opportunities on behalf of clients. Pantheon manages or advises on US\$94.6 billion of assets (as at 30 June 2023) and employs more than 456 staff, including around 136 investment professionals, across offices in London, San Francisco, New York, Chicago, Hong Kong, Seoul, Singapore, Bogotá, Tokyo, Dublin, Berlin, Geneva and a presence in Tel Aviv.

Contact	
Richard Sem Partner	pint@pantheon.com
Ben Perkins Principal	+44 20 3356 1800

PINT’s Board	Vagn Sørensen (Chair)	Andrea Finegan	Patrick O’D Bourke	Anne Baldock
---------------------	------------------------------	-----------------------	---------------------------	---------------------

IMPORTANT NOTICE

This document has been issued by and is the sole responsibility of Pantheon Infrastructure PLC (“PINT”). This document has not been approved by a person authorised under the Financial Services & Markets Act 2000 (“FSMA”) for the purposes of section 21 of FSMA. The contents of this document are not a financial promotion. None of the contents of this document constitute (i) an invitation or inducement to engage in investment activity; (ii) any recommendation or advice in respect of the shares in PINT; or (iii) any offer for the sale, purchase or subscription of shares in PINT. If, and to the extent that this document or any of its contents are deemed to be a financial promotion, PINT is relying on the exemption provided by Article 69 of the Financial Services and Markets Act 2000 (Financial Promotions) Order 2005/1529 (the “Order”) in respect of section 21 of FSMA. If this document is sent only to investment professionals and/or high net worth companies, etc. (within the meanings of Articles 19 and 49 of the Order) and it is deemed to be a financial promotion, PINT is relying on the exemptions in those Articles. Although PINT has attempted to ensure the contents of this document are accurate in all material respects, no representation or warranty, express or implied, is made to, and no reliance should be placed on the fairness, accuracy, completeness or correctness of the information, or opinions contained herein. Neither PINT, its investment manager, Pantheon Ventures (UK) LLP, nor any of their respective advisors or representatives shall have any responsibility or liability whatsoever (for negligence or otherwise) for any loss howsoever arising from any use of this document or its contents or otherwise arising in connection with this document. Nothing in this paragraph shall exclude, however, liability for any representation or warranty made fraudulently. The information set out herein may be subject to updating, completion, revision, verification and amendment and such information may change materially. The document is intended for information purposes only and does not constitute investment advice. It is important to remember that past performance is not a reliable indicator of future results. Furthermore, the value of any investment or the income deriving from them may go down as well as up and you may not get back the full amount invested. There are no guarantees that dividend and return targets will be met. Capital and income at risk.