

This factsheet is as at 30 June 2021 unless otherwise specified.
Past performance is not a reliable indicator of future results.

Xtrackers MSCI Japan UCITS ETF 1C

a sub fund of Xtrackers

At a Glance

- Direct investment in Japanese equities
- Provides diversified exposure to Japanese large and mid-cap equities, with 85% market representation

MSCI JapanTRN INDEX

The MSCI Japan index aims to reflect the performance of the following market:

- Large and mid-cap companies listed in Japan
- Covers approximately 85% of free-float market capitalisation
- Weighted by free-float adjusted market capitalisation
- Reviewed on a quarterly basis

Additional information on the index, selection and weighting methodology is available at www.msci.com

Fund information	
ISIN	LU0274209740
Share class currency	USD
Fund Currency	JPY
Fund launch date	09 January 2007
Share class launch date	09 January 2007
Domicile	Luxembourg
Portfolio Methodology	Direct Replication
Sub-Portfolio Manager	DWS Investments UK Ltd
Investment Manager	DWS Investment GmbH
Custodian	State Street Bank International GmbH, Luxembourg Branch
All-in fee ¹	0.20% p.a.
Income treatment	Capitalising
NAV per Share	USD 74.19
Total Fund Assets	USD 3.10 Billion
Total Shares Outstanding	33.58 Million
Reporting Fund	Yes
Annual security lending return ²	0.0464%

¹ Please see additional information / Glossary.

² Based on annual revenue from securities lending divided by average fund AuM over the past year or since the fund started securities lending (if less than one year ago)

Key Risks

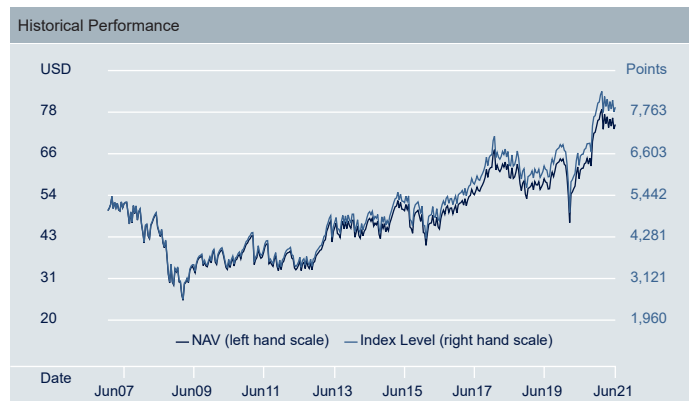
- The Fund is not guaranteed and your investment is at risk. The value of your investment may go down as well as up.
- The value of an investment in shares will depend on a number of factors including, but not limited to, market and economic conditions, sector, geographical region and political events.
- The Fund is exposed to market movements in a single country or region which may be adversely affected by political or economic developments, government action or natural events that do not affect a fund investing in broader markets.

Cumulative performance figures						
	1 Month	3 Months	6 Months	1 Year	3 Years	Annualised Volatility
Share Class	-0.99%	-0.33%	1.20%	24.59%	22.43%	21.32%
Index	-0.97%	-0.28%	1.28%	24.84%	23.33%	20.89%
Tracking Difference	-0.02%	-0.05%	-0.08%	-0.25%	-0.89%	-
Tracking Error	0.04%	0.09%	0.06%	0.12%	0.09%	-

Rolling performance figures						
	6/16 - 6/17	6/17 - 6/18	6/18 - 6/19	6/19 - 6/20	6/20 - 6/21	Since launch
Share Class	18.68%	10.18%	-4.45%	2.84%	24.59%	2.74%
Index	19.18%	10.51%	-4.19%	3.10%	24.84%	3.19%
Tracking Difference	-0.50%	-0.33%	-0.26%	-0.26%	-0.25%	-
Tracking Error	0.06%	0.05%	0.04%	0.07%	0.12%	-

Calendar year performance figures						
	YTD	2020	2019	2018	2017	2016
Share Class	1.20%	14.20%	20.07%	-13.62%	23.52%	2.09%
Index	1.28%	14.48%	20.38%	-13.36%	23.88%	2.61%
Tracking Difference	-0.08%	-0.29%	-0.31%	-0.25%	-0.36%	-0.52%
Tracking Error	0.06%	0.13%	0.03%	0.05%	0.06%	0.07%

Listing and trading information						
Exchange	Bloomberg Ticker	Reuters RIC	Trading Currency	NSIN	Exchange Code (local)	Settlement
Xetra	XMJP GY	XMJP.DE	EUR	DBX1MJ	DBXJ	t+2
Chicago Board Options Exchange Europe	XMJPX IX	XMJPX.CHI	SEK	BJCWJH6	XMJP	t+2
London Stock Exchange	XMJP LN	XMJP.L	GBP	B1WG994	XMJP	t+2
SIX Swiss Exchange	XMJP SW	XMJP.S	JPY	2825426	XMJP	t+2
Stuttgart Stock Exchange	XMJP GS	XMJP.SG	EUR	DBX1MJ	DBXJ	t+2
London Stock Exchange	XMJD LN	XMJD.L	USD	B24CWK9	XMJD	t+2



Source: DWS, Index Provider

Tracking Error and Tracking Difference calculations are reset on 24 February 2014 as a consequence to a change in replication methodology (Switch from Synthetic to Direct replication).

This factsheet is as at 30 June 2021 unless otherwise specified.
Past performance is not a reliable indicator of future results.

Top 10 ETF constituents		
Issuer	ISIN	Weight
TOYOTA ORD	JP3633400001	4.72%
SONY ORD	JP3435000009	3.13%
KEYENCE ORD	JP3236200006	2.50%
SOFTBANK GROUP CORP	JP3436100006	2.24%
RECRUIT HLDGS CO LTD	JP3970300004	1.70%
MITSUBISHI UFJ FINANCIAL GROUP ORD	JP3902900004	1.68%
NINTENDO ORD	JP3756600007	1.66%
TOKYO ELECTRON ORD	JP3571400005	1.65%
SHIN-ETSU CHEM ORD	JP3371200001	1.51%
HITACHI ORD	JP3788600009	1.41%

ETF Fundamentals	
ETF PE Ratio (Forward)	16.41
ETF PE Ratio (Trailing)	16.34
Number of Securities in the Fund	272

Source: DWS

Index information	
Bloomberg Symbol	NDDUJN
Index Type	Total Return Net
Index Base Currency	USD
Index Rebalance Frequency	Quarterly

Source: Index Provider

Additional share classes available				
Share Class	ISIN	Currency Hedged	Income	AuM
4C - EUR Hedged	LU0659580079	EUR	Capitalising	JPY 57.75 bn
6C - GBP Hedged	LU0659580236	GBP	Capitalising	JPY 1.45 bn
2D - USD Hedged	LU0927735406	USD	Distribution	JPY 4.50 bn
7C - CHF Hedged	LU1215827756	CHF	Capitalising	JPY 3.61 bn

Further information on Xtrackers

DWS Investments UK Limited
 Winchester House
 1 Great Winchester Street
 London EC2N 2DB
 United Kingdom

Hotline: +44 (0)20 7547 1747
 Website: www.Xtrackers.com
 E-Mail: Xtrackers@dws.com

Additional Information

A Glossary of Terms is available at Xtrackers.com.

ETF performance is shown on NAV basis, net of fees and index replication costs. Index performance is calculated on a total return basis. Volatility is calculated since launch of the share class.

Key Risk Factors

Investments in funds involve numerous risks including, among others, general market risks, credit risks, foreign exchange risks, interest rate risks and liquidity risks. As such, the value of an investment in an Xtrackers ETF may go down as well as up and can result in losses, up to and including a total loss of the amount initially invested.

Movements in exchange rates can impact the value of your investment. If the currency of your country of residence is different from the currency in which the underlying investments of the fund are made, the value of your investment may increase or decrease subject to movements in exchange rates.

Disclaimer

This document is intended for information purposes only and does not create any legally binding obligations on the part of DWS Group GmbH & Co. KGaA and/or its affiliates (DWS). This document has been prepared without consideration of the investment needs, objectives or financial circumstances of any investor. Without limitation, this document does not constitute an offer, an invitation to offer or a recommendation to enter into any transaction. Before making an investment decision, investors need to consider, with or without the assistance of an investment adviser, whether the investments and strategies described or provided by DWS are appropriate in light of their particular investment needs, objectives and financial circumstances. Information in this document has been obtained or derived from sources believed to be reliable and current. However, accuracy or completeness of the sources cannot be guaranteed. This document is not directed to, or intended for distribution to or use by, any person or entity who is a citizen or resident of or located in any locality, state, country or other jurisdiction, including the United States, where such distribution, publication, availability or use would be contrary to law or regulation or which would subject DWS to any registration or licensing requirement within such jurisdiction not currently met within such jurisdiction. Persons into whose possession this document may come are required to inform themselves of, and to observe, such restrictions. Xtrackers is an undertaking for collective investment in transferable securities (UCITS) in accordance with the applicable laws and regulations and set up as an open-ended investment company with variable capital and segregated liability amongst its respective compartments. Xtrackers is incorporated in the Grand Duchy of Luxembourg, is registered with the Luxembourg Trade and Companies' Register under number B-119.899 and has its registered office at 49, avenue J.F. Kennedy, L-1855 Luxembourg. DWS Investment S.A. acts as the management company of Xtrackers. Any investment decision in relation to a fund should be based solely on the latest version of the prospectus, the audited annual and, if more recent, un-audited semi-annual reports and the Key Investor Information Document (KIID), all of which are available in English upon request to DWS Investment S.A., 2, Boulevard Konrad Adenauer, L-1115 Luxembourg or on www.Xtrackers.com. **PAST PERFORMANCE IS NO GUARANTEE OF FUTURE RESULTS.**

© DWS Investments UK Limited, 2021. Authorised and regulated by the Financial Conduct Authority.

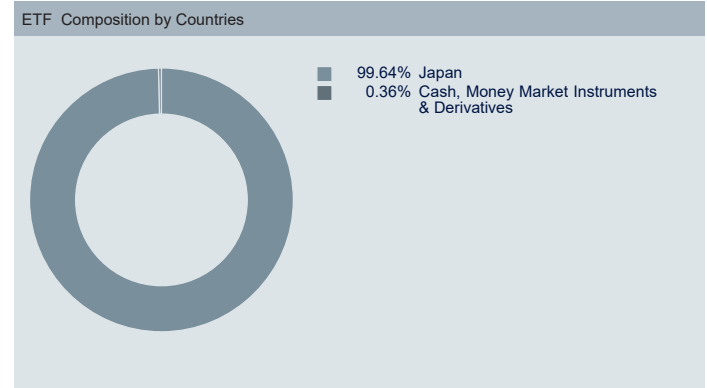
Index Disclaimer

The funds or securities referred to herein are not sponsored, endorsed, or promoted by MSCI, and MSCI bears no liability with respect to any such funds or securities or any index on which such funds or securities are based. The Prospectus of Xtrackers MSCI Japan UCITS ETF contains a more detailed description of the limited relationship MSCI has with Xtrackers and any related funds.

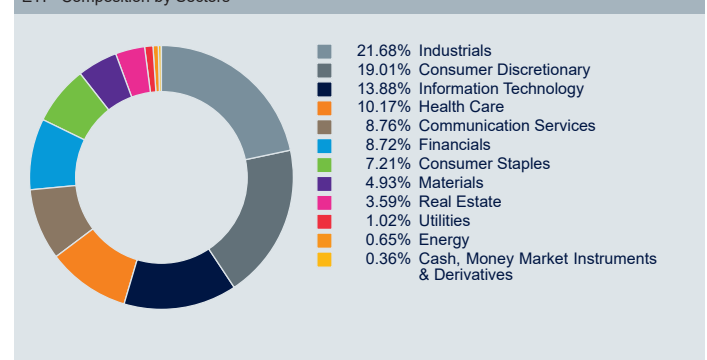
MSCI Japan UCITS ETF

Source: DWS

Figures may not always add up to 100.00% due to rounding



ETF Composition by Sectors



ETF Composition by Currencies

