

Fidelity Funds – US High Yield Fund

富達基金 - 美元高收益基金

31 October 2024 年10月31日

- This fund invests primarily in high-yielding, lower quality securities of issuers in US.
- The fund is subject to risk to capital and income, foreign currency risk, concentration risk, Chinese Renminbi currency and conversion risk and risks associated with debt securities, including Credit / Counterparty, Interest Rate, Downgrading, Valuation and Credit Rating Risk. The fund may invest in debt securities rated below investment grade or unrated securities which are subject to lower liquidity, higher volatility, heightened risk of default and loss of principal and interest than higher-rated/lower yielding debt securities. Although the fund will generally invest in income-producing securities, it is not guaranteed that all underlying investments will generate income. Higher yields generally mean that there will be increased potential for capital appreciation and / or depreciation for fixed income securities.
- The fund may invest in instruments with loss-absorption features which are subject to greater capital risks, liquidity, valuation and sector concentration risk. The fund may invest in CoCos, which are highly complex and are of high risk. CoCos are a form of hybrid debt security with loss-absorption features that are intended to either convert into equity shares of the issuer or have their principal written down upon the occurrence of certain 'triggers'. The fund may also invest in senior non-preferred debts, which may be subject to write-down upon the occurrence of a trigger event and may result in total loss of principal invested.
- The use of ESG criteria may affect the fund's investment performance and may result in a return unfavorably to similar products without such focus. The ESG characteristics of securities may change over time, which may require the Investment Manager disposing of such securities when it might be disadvantageous to do so, which may lead to a fall in the fund's value. Evaluation of sustainable characteristics of the securities may involve the Investment Manager's subjective judgment, which is subject to a risk that the fund could have indirect exposure to issuers who do not meet the relevant characteristics, and such characteristics of a security can change over time.
- The fund's net derivative exposure may be up to 50% of its NAV, the use of derivatives may involve liquidity risk, counterparty credit risk, volatility risk, valuations risks and over-the-counter transaction risk, at times. Exposure to financial derivative instruments and its leverage element may lead to a high risk of significant loss by the fund.
- For dividend of certain share classes, payment of dividends out of capital and/or effectively out of capital amounts to a return or withdrawal of part of an investor's original investment or from any capital gains attributable to that original investment. Any such distributions may result in an immediate reduction of the NAV per share/ unit. For the hedged share class, the distribution amount and NAV of such share class may be adversely affected by differences in the interest rates of the reference currency of the hedged share class and the fund's base currency, resulting in more distribution that is paid out of capital and hence a greater erosion of capital than other non-hedged share classes.
- Investors may suffer substantial loss of their investments in the fund. Investor should not invest in the fund solely based on the information provided in this document and should read the offering documents, including Product Key Facts (including the risk factors) for details.

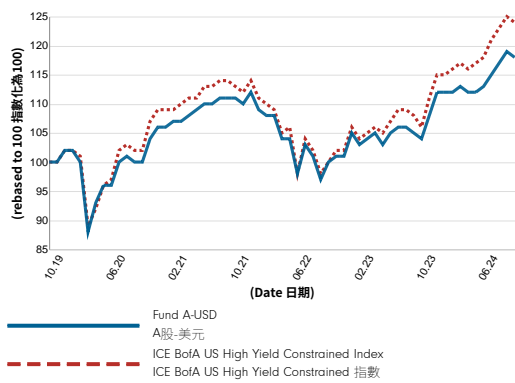
- 本基金主要投資於在美國公司所發行的高收益但質素較低之證券。
- 基金可能涉及資本及收益的風險、外幣風險、集中度風險、人民幣貨幣及匯兌風險及與債務證券有關的風險，包括信貸／交易對手、利率、評級下調、估值及信貸評級風險。基金可能投資於未達投資級別債務證券或未獲評級證券。與較高評級／收益率較低的債務證券比較，須承受較低流動性、較大波動，以及較高的違約及損失本金和利息的風險。雖然基金一般將投資於收益性股票證券，但不保證所有相關投資均能締造收益。收益較高一般意味著定息證券的資本增值及／或貶值潛力將增加。
- 基金可投資於具有損失吸收特點的投資工具而須承受較大的資本風險、流動性、估值和集中行業投資風險。基金可投資於CoCos，有關證券高度複雜，而且風險高。CoCos是一種具有損失吸收特點的混合債務證券，旨在於一旦發生若干「觸發事件」，把證券轉換為發行機構股份，或撇減其本金。基金亦可投資於主順位非優先受償債務，可能面對撇減，這可能會導致完全失去所投資的本金。
- 使用ESG準則可能會影響基金的投資表現，並可能導致回報遜於不設該焦點的類似產品。證券的ESG特徵可能會隨著時間而改變，投資經理可能須被迫在不利時機出售該等證券，導致基金的價值下跌。評估證券的可持續發展特徵及證券選擇可能涉及投資經理的主觀判斷。基金可能間接投資於不符合相關可持續發展特徵的發行機構的風險，而且證券的可持續發展特徵可隨時間而改變。
- 基金的衍生工具風險承擔淨額最高為其資產淨值的50%。偶爾使用衍生工具可能會引發流動性風險、交易對手信貸風險、波動風險、估值風險及場外交易市場交易風險。投資於金融衍生工具及其構建元素可能導致基金須承受錄得重大損失的高風險。
- 若干股份類別的股息可從資本中及／或實際上從資本中撥付股息即代表投資者獲得或提取原有投資本金的部份金額，或從原有投資應佔的任何資本收益中獲得或提取金額。任何該等分派可能導致每股／每單位資產淨值即時減少。就對沖股份類別，其報價貨幣與基金的基本貨幣之間的利率差異，可能會為對沖股份類別的分派金額及資產淨值帶來負面影響，導致較多從資本中撥付的分派金額，進而令資本流失的程度高於其他非對沖股份類別。
- 您在本基金的投資有可能大幅虧損。投資者應該參閱基金之銷售文件，包括產品資料概要(包括風險因素)，而不應只根據這文件內的資料而作出投資。

Bond 債券

Fund Details 基金資料

Fund Manager 基金經理	Peter Khan Olivier Simon-Vermot
Reference Currency 報價貨幣	USD 美元
Fund Size 基金資產值	US\$2,827m (百萬美元)
Max. Sales Charge 最高認購費	3.5%
Annual Management Fee 每年管理費	1.00%
Min. Subscription 最低認購金額	USD2,500 or HKD eqv2,500美元或港元等值
Fidelity Fund Code 富達基金代號	1012

Fund Performance 基金表現



Index 指數

Market Index: ICE BofA US High Yield Constrained Index
ICE BofA US High Yield Constrained 指數
The index has been renamed from ICE BofAML US High Yield Constrained Index to ICE BofA US High Yield Constrained Index with effective from 1 Jan 2020. Prior to 1 Apr 06, the index was ML US High Yield Master II Index.
由2020年1月1日起，指數已由ICE 美銀美林美元高收益限制指數改名為ICE BofA US High Yield Constrained 指數。2006年4月1日以前為美林美國總高收益II指數為比較指數。
Index is for comparative purpose only.
指數只用作為比較用途。

Investment Objective 投資目標

The fund aims to achieve capital growth over time and provide a high level of income. The fund invests at least 70% of its assets, in high yielding below investment grade debt securities of issuers that do most of their business in the United States. These securities will be subject to high risk and will not be required to meet a minimum rating standard and may not be rated for creditworthiness by an internationally recognised rating agency. The fund may also invest in money market instruments on an ancillary basis. The fund's exposure to distressed securities is limited to 10% of its assets.

基金旨在在隨時間推移實現資本增長並提供高收益。基金將最少70%的資產投資於在美國進行大部份業務之發行機構的未達投資級別的高收益債務證券。該等證券屬高風險，將不需要符合最低評級標準，及未必會獲得任何國際認可評級機構就信譽給予評級。基金亦可在輔助基礎上投資於貨幣市場工具。基金對受壓證券的投資比重以其資產的10%為限。

Cumulative Performance 累積表現 (%)

	YTD 年初至今	3 mth 3個月	6 mth 6個月	1 yr 1年	3 yr 3年	5 yr 5年	Since Launch 自推出以來
A-USD A股-美元	5.4	2.2	5.4	13.7	5.6	17.8	277.6
A-MDIST-USD A股-每月派息-美元	5.4	2.2	5.4	13.7	5.6	17.7	238.3
A-ACC-USD A股-累積-美元	5.5	2.2	5.5	13.7	5.7	17.8	81.3
A-MINCOME(G)-USD A股-每月特色派息(G)-美元	5.5	2.2	5.4	13.7	5.7	17.8	58.1
Index 指數	7.4	2.7	6.9	16.5	9.2	23.8	368.1

Source: Fidelity, NAV-NAV basis, in respective currencies with dividends re-invested. Index performance (if any) is calculated in the currency of the first share class listed in the table.

資料來源：富達，以資產淨值及各自貨幣計算，並假設股息盈利再作投資。指數表現（如有）以表內列示第一項股份類別之貨幣計算。

Calendar Year Performance 曆年表現 (%)

	2019	2020	2021	2022	2023
A-USD A股-美元	14.6	3.4	5.8	-9.6	10.3
A-MDIST-USD A股-每月派息-美元	14.5	3.4	5.8	-9.6	10.4
A-ACC-USD A股-累積-美元	14.5	3.4	5.8	-9.7	10.4
A-MINCOME(G)-USD A股-每月特色派息(G)-美元	14.5	3.4	5.8	-9.7	10.4
Index 指數	14.4	6.1	5.3	-11.2	13.5

Source: Fidelity, NAV-NAV basis, in respective currencies with dividends re-invested. Index performance (if any) is calculated in the currency of the first share class listed in the table.

資料來源：富達，以資產淨值及各自貨幣計算，並假設股息盈利再作投資。指數表現（如有）以表內列示第一項股份類別之貨幣計算。

Fidelity Funds – US High Yield Fund 富達基金 – 美元高收益基金

31 October 2024 年10月31日

Measures † 衡量指標

	Fund 基金	Index 指數
Annualised Volatility (3 years) 年度化波幅(3年)%	8.09	8.63
Beta (3 years) 貝他係數(3年)	0.93	-
Sharpe Ratio (3 years) 夏普比率(3年)	-0.24	-0.09
Yield to Maturity 到期收益率%	7.37	7.48
Running Yield 現時收益率%	6.99	6.64
Effective Duration 有效存續期	3.0	3.1
Average Credit Rating (Linear) 平均信用評級 (線性)	BB-	B+
Asset Type - Investment grade credit (ex-treasury) 資產類型- 投資級別 (國庫券除外)%	3.22	0.50
Asset Type - High yield bond (%) 資產類別—高收益債券 (%)	91.52	99.46

Top 10 Holdings 10大公司或債券持倉 (%)

	Fund 基金	Index 指數
CEMEX SAB DE 9.125/VR PERP RGS	1.12	0.00
DISH NETW 11.75% 11/15/27 144A	1.04	0.29
CCO HLDGS/CAP 7.375% 3/31 144A	0.92	0.09
UST BILLS 0% 01/23/25	0.90	0.00
WESTERN DI 3.1% 02/01/32	0.86	0.00
GLATFELTER 7.25% 11/15/31 144A	0.84	0.06
UNITI/FIN/CSL 10.5% 2/28 144A	0.82	0.24
WINDSTREAM 8.25% 10/01/31 144A	0.82	0.06
LIFEPOINT HLT 9.875% 8/30 144A	0.82	0.07
MAUSER PACKAG 7.875% 04/27 RGS	0.80	0.00

Dividend 派息

Share Class 股份類別	Dividend 每單位 派息	Annualised 年度化分派 率 (%)	Ex-Dividend Date 除息日
A-USD A股-美元	-	-	-
A-MDIST-USD A股-每月派息-美元	0.0462	5.31	01.10.24
A-ACC-USD A股-累積-美元	-	-	-
A-MINCOME(G)-USD A股-每月特色派息(G)-美元	0.0444	6.87	01.10.24
A-MINCOME-HKD A股-每月特色派息-港元	0.0454	5.44	01.10.24
A-MINCOME-USD A股-每月特色派息-美元	0.0452	5.41	01.10.24
A-MDIST-AUD (H) A股-每月派息-澳元(對沖)	0.0413	5.30	01.10.24
A-MCDIST(G)-USD A股-C每月派息(G)-美元	0.0576	9.45	01.10.24
A-MCDIST(G)-RMB (H) A股-C每月派息(G)-人民幣(對沖)	0.7612	9.46	01.10.24

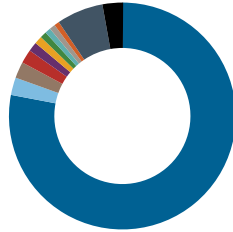
(#) Annualised distributions = [(1+dividend per share/ex-dividend NAV)^distribution frequency]-1. Annualised distributions are for indicative purpose only, which may be higher or lower than the actual annual dividend distributions. Dividend rate of the fund does not represent the return of the fund, and past dividend rate does not represent future dividend rate. Distribution amount is not guaranteed. Please see www.fidelity.com.hk for full details of dividend information of all applicable share classes. 年度化分派率 = [(1+每股股息/除息日資產淨值)^每年派息次數]-1。年度化分派率僅供說明用途，其可能高於或低於實際全年股息分派率。基金的股息率並不代表基金的回報，過去的股息率亦不代表將來的股息率。派息金額並不獲保證。請瀏覽 www.fidelity.com.hk 參閱所有相關股份類別的派息資料。

Share Class Details & Codes 股份類別資料及代碼

Share Class 股份類別	Launch Date 推出日期	NAV 單位資產淨值	Bloomberg Ticker 彭博代碼	ISIN 基金代碼
A-USD A股-美元	05.09.01	11.29	FIDUSHB LX	LU0132282301
A-MDIST-USD A股-每月派息-美元	09.06.03	10.62	FFEUBAM LX	LU0168057262
A-ACC-USD A股-累積-美元	06.04.11	18.13	FFUHYAA LX	LU0605520377
A-MINCOME(G)-USD A股-每月特色派息(G)-美元	18.06.13	7.95	FFUAMDU LX	LU0937948932
A-ACC-EUR A股-累積-歐元	25.09.06	30.41	FUHYAEA LX	LU0261953904
A-MINCOME-HKD A股-每月特色派息-港元	18.08.10	10.19	FUSHYAH LX	LU0532245395
A-MINCOME-USD A股-每月特色派息-美元	18.08.10	10.20	FUSHYAU LX	LU0532245122
A-ACC-EUR (H) A股-累積-歐元(對沖)	18.05.11	14.72	FFUHYEH LX	LU0337581549
A-MDIST-AUD (H) A股-每月派息-澳元(對沖)	18.09.13	9.51	FFUHYAM LX	LU0963542310
A-MCDIST(G)-USD A股-C每月派息(G)-美元	15.01.20	7.58	FIUHYAM LX	LU2099030673
A-MCDIST(G)-RMB (H) A股-C每月派息(G)-人民幣(對沖)	10.04.24	99.75	FUHYADR LX	LU2780022179

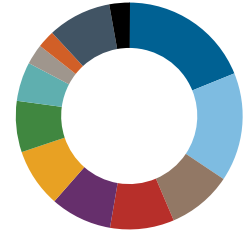
A: distributing share class. A-ACC: accumulating share class. A-ACC(H): accumulating hedged share class. A-MDIST: monthly distributing share class, available to selected intermediaries only. A-MDIST(H): monthly distributing hedged share class. A-MINCOME(G): monthly gross income share class. A-MINCOME: monthly income share class. A-MCDIST(G): monthly gross income and capital distributing share class. Distribution amount not guaranteed. A股: 派息股份類別。A股-累積: 累積股份類別。A股-累積(對沖): 累積(對沖)股份類別。A股-每月派息: 每月派息股份類別，只可透過指定的中介人認購。A股-每月派息(H): 每月派息(對沖)股份類別。A股-每月特色派息(G): 每月總收益特色派息股份類別。A股-每月特色派息: 每月特色派息股份類別。A股-C每月派息(G): 每月總收益及資本派息股份類別。派息金額並不獲保證。

Geographic Exposure 地區分佈 (%)



	Fund 基金	Index 指數
United States 美國	77.90	86.59
Canada 加拿大	2.50	4.10
France 法國	2.33	1.01
United Kingdom 英國	1.97	2.15
Luxembourg 盧森堡	1.33	0.86
Mexico 墨西哥	1.12	0.15
Japan 日本	0.91	0.46
Australia 澳洲	0.82	0.63
Spain 西班牙	0.82	0.13
Austria 奧地利	0.73	0.07
Others 其他	6.64	3.85
Cash 現金	2.93	0.00

Sector Exposure 行業分佈 (%)



	Fund 基金	Index 指數
Communications 通訊	18.85	14.69
Consumer Cyclical 週期性消費品	15.49	18.51
Energy 能源	9.20	11.24
Capital Goods 資本財貨	9.12	10.65
Consumer Non Cyclical 非週期性消費品	8.74	11.81
Technology 科技	8.37	7.39
Basic Industry 基本工業	7.29	5.73
Other Financials 其他金融	5.56	4.62
Banks & Brokers 銀行及經紀商	2.89	2.21
Property 房地產	2.50	3.38
Others 其他	9.06	9.77
Cash 現金	2.93	0.00

Credit Rating Exposure 信用評級分佈 (%)

	Fund 基金	Index 指數
AAA/Aaa	0.00	0.00
AA/Aa	0.90	0.00
A	0.00	0.00
BBB/Baa	3.22	0.50
BB/Ba	41.50	50.28
B	41.22	36.00
CCC and Below	8.84	13.22
Other 其他	1.39	0.00
Cash 現金	2.93	0.00
Total 總和	100.00	100.00

Other includes bonds that are not rated, interest rate derivatives, FX / derivative P&L, and rounding adjustment.

其他包括沒有評級之債券、利率衍生工具、外匯/衍生工具損益及四捨五入調整。

Currency Exposure 貨幣投資分佈 (%)

	Fund 基金	Index 指數
USD	99.86	100.00
EUR	-0.14	0.00
CAD	0.17	0.00
GBP	0.11	0.00
JPY	0.00	0.00
Other 其他	0.00	0.00
Total 總和	100.00	100.00

Fidelity Funds – US High Yield Fund 富達基金 - 美元高收益基金

31 October 2024 年10月31日

Annual report
年度報告



Semi-Annual report
半年度報告



Prospectus
認購章程



Product Key Facts
產品資料概要



Fund announcements
基金通告



Geographic exposure basis is domicile of issuer. Running Yield describes the income investors get from their portfolio as a percentage of market value of the securities and does not include the impact of fees. Effective Duration takes into account all investments in the fund, including derivatives. Average Credit Rating takes into account all investments in the fund, including derivatives. The weight assigned to each issue is equal to its market value weight. The credit rating table excludes derivatives. Currency exposure is after hedging. 地區分佈根據發行商的註冊地分類。現時收益率為投資者所得收入與其投資組合市值之百分比比較。現時收益率並未反映收費之影響。有效存續期涵蓋基金中的所有投資(包括衍生工具)。平均信用評級分佈涵蓋基金中的所有投資(包括衍生工具)，並以各自市值作為比重計算。信用評級分佈並不包括衍生工具。貨幣投資分佈以對沖後的貨幣作準。

(‡) Volatility measures are not calculated for funds which are less than 3 years old. 成立不足三年的基金之波幅不會被計算。

△ Fidelity Funds - US High Yield Fund A-USD. From Refinitiv Lipper Awards, ©2023 Refinitiv. All rights reserved. Used by permission and protected by the Copyright Laws of the United States.

The printing, copying, redistribution, or retransmission of this Content without express written permission is prohibited. Awards reflect performance from 01/01/2013 to 31/12/2022. 富達基金 - 美元高收益基金A類別股份 - 美元。獎項源自理柏基金獎©2023 Refinitiv。版權所有。經許可才能使用，受到美國的版權法保障。禁止在未經書面許可的情況下刊印、複製、再度派發或再轉傳本內容。以上獎項乃反映表現由01/01/2013 至31/12/2022。

This material is issued by FIL Investment Management (Hong Kong) Limited and it has not been reviewed by the Securities and Futures Commission ("SFC"). Investors are reminded of concentration risks and volatility associated with sector funds. Investment involves risks. Past performance is not indicative of future performance. Please refer to the Fidelity Prospectus for Hong Kong Investors and Product Key Facts for further details (including the risk factors). If investment returns are not denominated in HKD or USD, US/HK dollar-based investors will be exposed to exchange rate fluctuations. Fidelity, Fidelity International, the Fidelity International logo and F symbol are trademarks of FIL Limited.

本文件由富達基金(香港)有限公司發行。本文件未經證券及期貨事務監察委員會審核。投資者應注意行業投資所帶來的風險。投資涉及風險。基金過去表現並不表示將來亦會有類似的業績，詳情請細閱富達香港投資者認購章程及產品資料概要(包括風險因素)。若投資收益並非以港元或美元計算，以美元/港元作出投資的投資者需承受匯率波動的風險。「富達」、「Fidelity」、「Fidelity International」、「Fidelity International」標誌及F標誌均為FIL Limited的商標。