



ALLIANCEBERNSTEIN®

AB - International Health Care Portfolio

聯博 - 國際健康護理基金

OVERALL MORNINGSTAR RATING[△]

Class A USD Shares

★★★★★

Rated against 596 funds in the Sector Equity Healthcare Category, based on risk-adjusted returns.

Important Information 重要事項

- The portfolio invests primarily in equity securities of companies in health care and health care-related industries. These companies may be located anywhere in the world, including Emerging Markets.
本基金主要投資於健康護理及健康護理相關行業之公司的股票證券。
- In light of ongoing concerns over the sovereign debt risk of countries within the Eurozone, the Portfolio's investments in the region may be subject to higher volatility, liquidity, currency and default risk. Any adverse events, such as credit downgrade of a sovereign or exit of EU members from the Eurozone, may have a negative impact on the value of the Portfolio.
鑑於當前的歐元區國家主權債務風險憂慮持續，本基金於區內的投資可能面臨較高的波動性、流動性、貨幣及違約風險。任何不利的事件（例如：主權信貸評級下調或歐盟成員國退出歐元區）均可能對本基金的價值造成負面影響。
- Invest in emerging markets is subject to higher volatility and higher risks (e.g. liquidity risk, currency risk, political risk, regulatory risk, economic risk, legal and taxation risk, settlement risk and custody risk).
投資於新興市場面對較高的波動性及較高的風險（例如流動性風險、貨幣風險、政治風險、監管風險、經濟風險、法律及稅務風險、結算風險及託管風險）。
- Investment in the portfolio may also involve general investment risk, equities securities risk, health care industries risks, concentration risk and currency risk. The value of the portfolio can be volatile and can go down substantially within a short period of time. It is possible that the entire value of your investment in the portfolio can be lost.
投資於本基金亦可能涉及一般投資風險、股本證券風險、健康護理行業風險、集中風險及貨幣風險。基金價格可反覆波動，並可在一段短時期內顯著下跌。閣下於本基金的投資可能會價值全失。
- The portfolio is entitled to use financial derivative instruments for hedging and efficient portfolio management purposes which may involve counterparty / credit risk, liquidity risk, valuation risk, volatility risk and over-the-counter transaction risk. The leverage element / component of a financial derivative instrument can result in a loss significantly greater than the amount invested in the financial derivative instrument by the Portfolio. Exposure to financial derivative instrument may lead to a high risk of significant loss by the Portfolio.
本基金可使用衍生工具達到對沖及有效基金管理的目的，這可能涉及交易對手 / 信貸風險、流動性風險、估值風險、波動性風險及場外交易風險。金融衍生工具的槓桿元素 / 成分可能導致損失遠高於本基金對金融衍生工具投資的金額。金融衍生工具的投資參與可能導致本基金遭受重大損失的高風險。
- Investors should not rely on this document alone to make investment decisions.
投資者不應只依賴本文件而作出投資決定。

Portfolio Objective/ Strategy/ Key Features 基金目標/ 策略/ 特色

The Portfolio's investment objective is to increase the value of your investment over time through capital growth. In actively managing the Portfolio, the Investment Manager uses fundamental and quantitative research to select securities that it believes offer superior long-term growth characteristics (bottom-up approach). Under normal market conditions, the Portfolio typically invests at least 80%, and not less than two thirds, of its net asset value in equity securities of companies in health care and health care-related industries. These companies may be located anywhere in the world, including Emerging Markets.

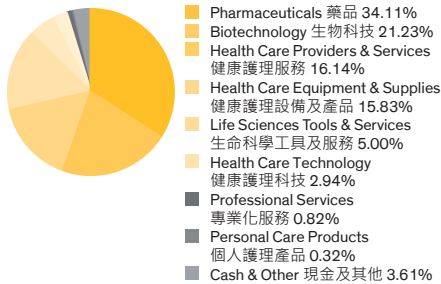
本基金的投資目標是透過資本增長隨時間增加閣下的投資價值。在以主動式管理本基金時，投資管理人運用基本因素及定量研究，挑選其認為可提供卓越長期增長特點的證券（由下而上方法）。在正常市場狀況下，本基金通常將至少 80% 及不少於三分之二的資產淨值投資於健康護理及健康護理相關行業之公司的股本證券。此等公司可位於世界任何地區，包括新興市場。

Profile 基金資料

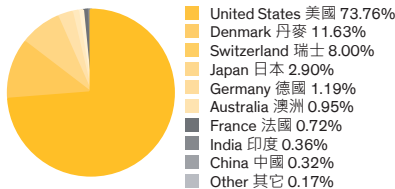
Domicile 註冊地點	Luxembourg 盧森堡
Inception Date 基金成立日	05/07/1995 (Class A – USD) (A 股 – 美元)
Fiscal Year End 財政年度終結	31 May (5 月 31 日)
Net Assets 淨資產	\$3,450.94 Million 百萬美元
Subscription/ Redemption 認購/贖回	Daily 每日
Base Currency 基準貨幣	USD 美元
Reporting Currencies 其他報價貨幣	EUR 歐元
Initial Sales Charge ¹ 首次銷售費 ¹	Up to 最多為 5.00% (Class A 股)
Management Fee ² 管理費 ²	First \$300mn: 1.80% ^α Over \$300mn: 1.75% ^α 首 3 億美元: 1.80% ^α 超過 3 億美元部份: 1.75% ^α (Class A 股)
Management Company Fee ² 管理公司費 ²	0.05%
Total No. Of Holdings 總持股數量	42
Portfolio Management Team 基金管理團隊	John H. Fogarty, CFA Vinay Thapar

Portfolio Composition[△] 投資組合配置[△]

Industry Allocation 行業分佈



Country Allocation 國家分佈



[△] Holdings are expressed as a percentage of total investments and may vary over time. 投資組合配置比重以總投資比重之百分比表示，可能隨時間而改變。

^α Calculated from the net assets of the Portfolio. 以基金淨資產計算。

- As a percentage of purchase price for Class A only. 適用於 A 股之費用，以認購價格之百分比計算。
- As an annual percentage of average daily Net Asset Value. 以每日平均資產淨值之年度百分比率計算費用。

Offering documents can be downloaded from "Quick Links" Section: 基金銷售文件可於「重要文件」一欄下載:



English



中文

All data as of 所有資料截至 31/01/2024

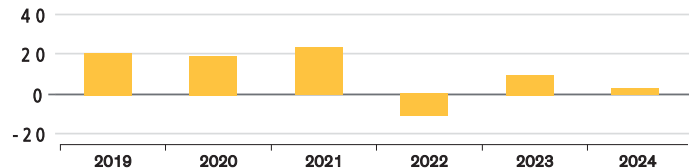
Top 10 Holdings 十大持股

	Sector 行業	Holding 持股量
UnitedHealth Group, Inc.	Health Care Providers & Services 健康護理服務	7.91%
Novo Nordisk A/S	Pharmaceuticals 藥品	7.48%
Eli Lilly	Pharmaceuticals 藥品	7.17%
Roche Holding AG	Pharmaceuticals 藥品	5.62%
Amgen, Inc.	Biotechnology 生物科技	4.79%
Regeneron Pharmaceuticals	Biotechnology 生物科技	4.64%
Vertex Pharmaceuticals	Biotechnology 生物科技	4.53%
Gilead Sciences	Biotechnology 生物科技	4.45%
GSK PLC	Pharmaceuticals 藥品	4.42%
Elevance Health, Inc.	Health Care Providers & Services 健康護理服務	4.17%
Total 合共		55.18%

NAV Information (as of 31/01/2024)
資產淨值資料 (截至 2024 年 01 月 31 日)

	NAV 基金淨值	Bloomberg	ISIN
Class A – USD A 股-美元	567.15	ALLHCF:A:LX	LU0058720904

Calendar Year Returns 年度回報%~



	2019	2020	2021	2022	2023	2024 YTD 年初迄今
Class A – USD A 股-美元	20.08	18.44	23.27	-10.37	9.37	2.31

Cumulative Total Returns 總累積回報%~

	1 Year (年)	3 Year (年)	5 Year (年)	10 Year (年)	Since Inception 成立迄今
Class A – USD A 股-美元	10.80	23.70	64.28	175.14	808.60

Please refer to Footnote ~ for Inception Date of Class A - USD.
請見附註~有關 A 股 - 美元的成立日。

Source: AllianceBernstein (AB), calculated on an NAV-to-NAV basis, with dividend reinvested, in U.S. Dollars
資料來源: AB · 按資產淨值比資產淨值計算 · 股息用於再投資 · 以美元計。

Past performance is no guarantee of future results. Total returns, provided by AB, include the change in net asset value and reinvestment of any distributions paid on Portfolio shares for the period shown, but do not reflect sales charges. The information on this page is for information purposes only and should not be construed as an offer to sell, or solicitation of an offer to buy, or a recommendation for the securities of the Portfolio.

過往的業績不保證將來的表現。AB 所提供的總回報包括期內之資產淨值變化及股息或利息之再投資。但是並不反映認購費。本頁資訊僅作參閱之用。不應被視作銷售或誘導讀者購買或推薦本基金之證券。

Δ Overall Morningstar Rating is a copyright of Morningstar, Inc., 2024. All Rights Reserved. The information contained herein: (1) is proprietary to Morningstar and/or its content providers; (2) may not be copied or distributed; and (3) is not warranted to be accurate, complete or timely. Neither Morningstar nor its content providers are responsible for any damages or losses arising from any use of this information. Past performance is no guarantee of future results. Morningstar rates funds from one star to five stars based on how well the funds have performed (after adjusting for risk) in comparison to similar funds. Within each Morningstar Category, the top 10% of funds receive five stars, the next 22.5% four stars, the middle 35% three stars, the next 22.5% two stars, and the bottom 10% receive one star. Funds are rated for up to three time periods, in three years, five years, and ten years, and these ratings are combined to produce an overall rating. Funds with less than three years of history are not rated. Ratings are objective, based entirely on a mathematical evaluation of past performance. They are a useful tool for identifying funds worthy of further research, but should not be considered buy or sell recommendations.

Δ Overall Morningstar Rating 是晨星有限公司 2024 版權所有。晨星提供的資料: (1) 為晨星的獨有資產; (2) 未經許可不得複製或轉載; 及 (3) 晨星未就資料的完整性、準確性及即時性作出任何保證。晨星及其內容供應商對於因使用相關資料而作出的交易決定均不承擔任何責任。過往績效紀錄不能保證未來投資結果。晨星將同類型基金比較, 以其表現為基礎 (經考慮風險及銷售費用而調整後), 從一到五星評級。於晨星各分類內, 表現首 10% 的基金評為五星, 接下來的 22.5% 的基金評為四星, 中間 35% 的基金評為三星, 接下來 22.5% 的基金評為兩星, 而尾 10% 的基金評為一星。基金評級分為三個時段: 三年、五年和十年; 評級會結合並產生一個整體評級。基金成立少於三年並不獲評級。評級是客觀的, 完全以歷來表現的數學評價為基礎。評級為鑑定值得進一步研究的基金的有用工具, 但不應被視作買入或贖回基金的信號。

~ On 31 August 2006 the Portfolio was formed by the merger of ACM International Health Care Fund into the current Portfolio. Performance prior to 31 August 2006 and noted "Since Inception" is actually ACM International Health Care Fund. The investment objective, policies and strategies of the portfolios are substantially the same. The fees and charges for the portfolios were calculated differently, however, their respective estimated total expense ratios are comparable.

~ 本基金於 2006 年 8 月 31 日由 ACM 國際健康護理基金併入現時的本基金而成。2006 年 8 月 31 日前的基金表現及註明為「成立迄今」的成立日期實際上屬於 ACM 國際健康護理基金。兩基金的投資目標、政策及策略大致相同。兩基金的費用及收費計算方法有別, 但兩者的估計總開支比率相若。

Due to rounding, numbers presented throughout this document may not add up precisely to the totals provided and percentages may not precisely reflect the absolute figures.

由於四捨五入, 本文列示的數據總和未必與所提供的總額完全相同, 而百分比亦未必準確反映絕對數字。

Investment in the Fund entails certain risks. Investment returns and principal value of the Fund will fluctuate so that an investor's shares, when redeemed, may be worth more or less than their original cost. The Fund is meant as a vehicle for diversification and does not represent a complete investment program. Returns denominated in a currency other than the base currency of the fund may increase or decrease as a result of foreign exchange currency fluctuations. These and other risks are described in the Fund's prospectus. Prospective investors should read the prospectus including risk factors carefully and discuss risk and the fund's fees and charges with their financial adviser to determine if the investment is appropriate for them.

投資於本基金須承擔若干風險。投資於本基金的回報及本金值會有波動, 故投資者的股份在贖回時的價值可能高於或低於原來成本。本基金旨在作為分散投資的工具, 並非完整投資計劃。以基金基準貨幣以外的貨幣所計的回報, 可能受外匯波動有所增加或減少。此等風險以及其他風險在本基金認購章程內有說明。準投資者應細閱認購章程及其風險因素, 並與其理財顧問商討本基金的風險及各項費用, 以確定是否適合投資。

This information is directed solely at persons in jurisdictions where the funds and relevant share class are registered or who may otherwise lawfully receive it. Before investing, investors should review the fund's full prospectus, together with the fund's Product Key Facts and the most recent financial statements. Copies of these documents, including the latest annual report and, if issued thereafter, the latest semi-annual report, may be obtained free of charge from www.abfunds.com.hk or by contacting the local distributor in the jurisdictions in which the funds are authorized for distribution.

此信息只針對本基金和相關股份類別已註冊之司法權區內人士或其他方式合法接收之人士。投資前, 投資者應審查基金的認購章程全文, 連同基金的产品資料概要, 以及最近期的財務報表。這些文件的副本, 其中包括最近期的年度報告, 以及如果其後頒布者, 則為最近期的中期報告, 可瀏覽 www.abfunds.com.hk 或聯繫基金獲授權經銷司法權區的當地經銷商免費索取。

The Portfolio is part of AB SICAV I (referred to as "AB"). AB is an open-ended investment company with variable capital (société d'investissement à capital variable) incorporated under the laws of the Grand Duchy of Luxembourg. Prior to 5 February 2016, AB's legal name was ACMBernstein SICAV, its trading name was AllianceBernstein.

本基金為 AB SICAV I (即「聯博」) 旗下一個投資組合。聯博是根據盧森堡大公國法律註冊成立的開放型可變資本投資公司(société d'investissement à capital variable), 法定名稱為 AB SICAV I, 在 2016 年 2 月 5 日之前, 聯博的法定名稱為 ACMBernstein SICAV, 營業名稱為 AllianceBernstein。

This document is issued by AllianceBernstein Hong Kong Limited and has not been reviewed by the Securities and Futures Commission.

此文件的發行者為聯博香港有限公司及未經證監會審閱。

©2024 AllianceBernstein L.P. The [A/B] logo is a service mark of AllianceBernstein and AllianceBernstein® is a registered trademark used by permission of the owner, AllianceBernstein L.P.

©2024 AllianceBernstein L.P. [A/B] 標誌為 AllianceBernstein 的服務標記, 而 AllianceBernstein® 為註冊商標, 須獲得其擁有人 AllianceBernstein L.P. 的批准方可使用。