

Fidelity Funds – Global Multi Asset Income Fund

富達基金 – 環球多元收益基金

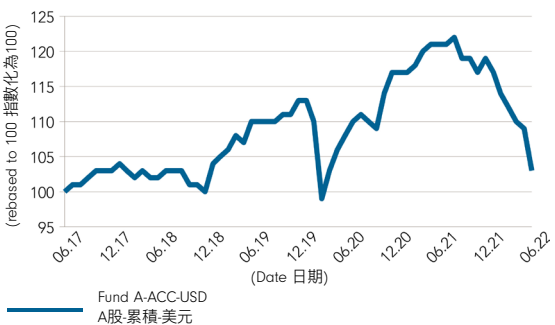
30 June 2022 年6月30日

- This fund invests primarily in global fixed income securities and global equities.
- The fund is subject to risk to capital and income, foreign currency risk, risks of investing in emerging markets, equities risk, downgrading risk, credit/default risk, credit rating risk, valuation risk, risk of investing in bonds and other debt instruments and risk of investing in income-producing securities. The fund may invest in debt securities rated below investment grade or unrated securities which are subject to lower liquidity, higher volatility, heightened risk of default and loss of principal and interest than higher-rated/lower yielding debt securities. The fund is subject to sovereign debt risk of certain countries within the Eurozone, higher volatility, liquidity, currency and default risks.
- Multi-asset funds invest in multiple asset classes. The overall risk depends on the correlation of returns between each asset class which could result in higher volatility and/or lower diversification. The investments of the fund may be periodically rebalanced and therefore the fund may incur greater transaction costs than a fund with static allocation strategy.
- The fund may invest in instruments with loss-absorption features which are subject to greater capital risks, liquidity, valuation and sector concentration risk. The fund may invest in CoCos, which are highly complex and are of high risk. CoCos are a form of hybrid debt security with loss-absorption features that are intended to either convert into equity shares of the issuer or have their principal written down upon the occurrence of certain "triggers". The fund may also invest in senior non-preferred debts, which may be subject to write-down upon the occurrence of a trigger event and may result in total loss of principal invested.
- The use of ESG criteria may affect the fund's investment performance and may result in a return unfavorably to similar products without such focus. The ESG characteristics of securities may change over time, which may require the Investment Manager disposing of such securities when it might be disadvantageous to do so, which may lead to a fall in the fund's value. Evaluation of sustainable characteristics of the securities may involve the Investment Manager's subjective judgment, which is subject to a risk that the fund could have indirect exposure to issuers who do not meet the relevant characteristics, and such characteristics of a security can change over time.
- The fund's net derivative exposure may be up to 50% of its NAV, the use of derivatives may involve liquidity risk, counterparty credit risk, volatility risk, valuations risks and over-the-counter transaction risk, at times. Exposure to financial derivative instruments and its leverage element may lead to a high risk of significant loss by the fund.
- For dividend of certain share classes, payment of dividends out of capital and/or effectively out of capital amounts to a return or withdrawal of part of an investor's original investment or from any capital gains attributable to that original investment. Any such distributions may result in an immediate reduction of the NAV per share/ unit. For the hedged share class, the distribution amount and NAV of such share class may be adversely affected by differences in the interest rates of the reference currency of the hedged share class and the fund's base currency, resulting in more distribution that is paid out of capital and hence a greater erosion of capital than other non-hedged share classes.
- Investors may suffer substantial loss of their investments in the fund. Investor should not invest in the fund solely based on the information provided in this document and should read the offering documents, including Product Key Facts (including the risk factors) for details.
- 本基金主要投資於環球固定收益證券及環球股票。
- 基金可能涉及資本及收益的風險、外幣風險、投資於新興市場的風險、股票風險、評級下調風險、信貸/違約風險、信貸評級風險、估值風險、投資於債券及其他債務工具的風險及投資於收益性證券的風險。基金可能投資於未達投資級別債務證券或未獲評級證券。與較高評級/收益率較低的債務證券比較，須承受較低流動性、較大波幅，以及較高的違約及損失本金和利息的風險。基金須承受若干歐元區國家的主權債務風險，較高的波幅、流動性、貨幣及違約風險。
- 多元資產基金投資於多種資產類別。整體風險取決於每個資產類別之間的回報相關性，可導致波幅擴大及/或削弱多元化。基金可能定期重組投資，因此，基金所引致的交易成本可能高於採取靜態分派策略的基金。
- 基金可投資於具有損失吸收特點的投資工具而須承受較大的資本風險、流動性、估值和集中行業投資風險。基金可投資於CoCos，有關證券高度複雜，而且風險高。CoCos是一種具有損失吸收特點的混合債務證券，旨在於一旦發生若干「觸發事件」，把證券轉換為發行機構股份，或撤減其本金。基金亦可投資於主權優先非優先債務，可能面對撤減，這可能會導致完全失去所投資的本金。
- 使用ESG準則可能會影響基金的投資表現，並可能導致回報遜於不設該焦點的類似產品。證券的ESG特徵可能會隨著時間而改變，投資經理可能須被迫在不利時機出售該等證券，導致基金的價值下跌。評估證券的可持續發展特徵及證券選擇可能涉及投資經理的主觀判斷。基金可能間接投資於不符合相關可持續發展特徵的發行機構的風險，而且證券的可持續發展特徵可隨時間而改變。
- 基金的衍生工具風險承擔淨額最高為其資產淨值的50%。偶爾使用衍生工具可能會引發流動性風險、交易對手信貸風險、波幅風險、估值風險及場外交易市場交易風險。投資於金融衍生工具及其槓桿元素可能導致基金須承受錄得重大損失的高風險。
- 若干股份類別的股息可從資本中及/或實際上從資本中撥付股息即代表投資者獲付還或提取原有投資本金的部份金額，或從原有投資應佔的任何資本收益中獲付還或提取金額。任何該等分派可能導致每股/每單位資產淨值即時減少。就對沖股份類別，其報價貨幣與基金的基本貨幣之間的利率差異，可能會為對沖股份類別的分派金額及資產淨值帶來負面影響，導致較多從資本中撥付的分派金額，進而令資本流失的程度高於其他非對沖股份類別。
- 您在本基金的投資有可能大幅虧損。投資者應該參閱基金之銷售文件，包括產品資料概要(包括風險因素)，而不應只根據這文件內的資料而作出投資。

Fund Details 基金資料

| | |
|-----------------------------|---|
| Fund Manager 基金經理 | Eugene Philalithis George Efstathopoulos |
| Reference Currency 報價貨幣 | USD 美元 |
| Fund Size 基金資產值 | US\$7,992m (百萬美元) |
| Max. Sales Charge 最高認購費 | 5.25% |
| Annual Management Fee 每年管理費 | 1.25% |
| Min. Subscription 最低認購金額 | USD2,500 or HKD eqv 2,500美元或港元等值 |
| Fidelity Fund Code 富達基金代號 | 1489 |

Fund Performance 基金表現



Top 10 Positions 十大持股 (%)

| Company 公司 | Fund 基金 |
|---|---------|
| UST NOTES 1.875% 02/15/2032 | 1.6 |
| GREENCOAT UK WIND PLC | 1.6 |
| UNITED STATES TREASURY BOND 2.25% 02/15/2052 | 1.1 |
| HICL INFRASTRUCTURE PLC | 0.9 |
| JPLS IIF029000 06/20/27 | 0.9 |
| GCP INFRASTRUCTURE INVS LTD | 0.9 |
| UNITED STATES TREASURY BOND 1.875% 11/15/2051 | 0.8 |
| UST NOTES 1.125% 10/31/2026 | 0.8 |
| UST NOTES 0.25% 06/15/2024 | 0.8 |
| INTERNATIONAL PUBLIC PTN LTD | 0.7 |

Summary of Investment Objective 投資目標摘要

The fund is a Multi Asset fund and aims to provide income and moderate capital growth over the medium to longer term by investing in global fixed income securities and global equities. (Please refer to the offering document for Investment Objective of the fund)

本基金是一項多元資產基金，旨在透過投資於環球固定收益證券及環球股票，以提供收益及溫和的中至長線資本增長。(關於基金的投資目標詳情請參閱基金章程)

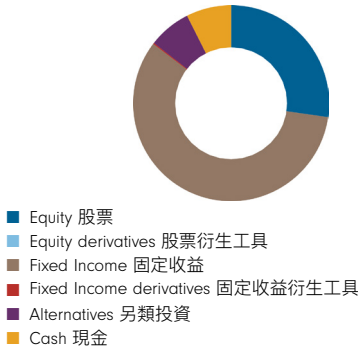
Cumulative Performance 累積表現 (%)

| | YTD 年初至今 | 3 mth 3個月 | 6 mth 6個月 | 1 yr 1年 | 3 yr 3年 | 5 yr 5年 | Since Launch 自推出以來 |
|--|----------|-----------|-----------|---------|---------|---------|--------------------|
| A-ACC-USD A股-累積美元 | -13.7 | -8.5 | -13.7 | -15.1 | -6.2 | 2.8 | 23.3 |
| A-MINCOME(G)-USD A股-每月特色派息(G)-美元 | -13.7 | -8.5 | -13.7 | -15.1 | -6.2 | 2.8 | 23.3 |
| A-MINCOME(G)-HKD A股-每月特色派息(G)-港元 | -13.1 | -8.4 | -13.1 | -14.2 | -5.8 | 3.4 | 24.6 |
| A-MINCOME(G)-AUD (H) A股-每月特色派息(G)-澳元(對沖) | -12.6 | -7.8 | -12.6 | -13.7 | -5.6 | 2.8 | 28.1 |
| A-MCDIST(G)-USD A股-C每月派息(G)-美元 | -13.7 | -8.5 | -13.7 | -15.1 | -6.3 | - | 2.0 |

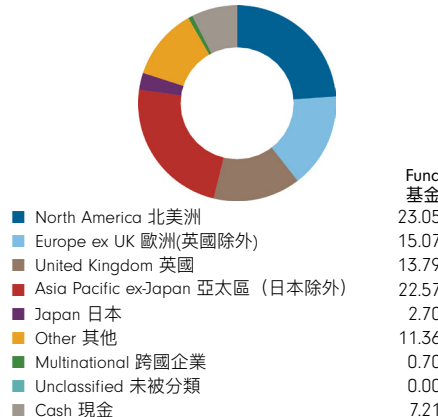
Source: Fidelity, NAV-NAV basis, in respective currencies with dividends re-invested. Index performance (if any) is calculated in the currency of the first share class listed in the table.

資料來源：富達，以資產淨值及各自貨幣計算，並假設股息盈利再作投資。指數表現(如有)以表內列示第一項股份類別之貨幣計算。

Asset Allocation 資產分配 (%)



Geographic Exposure 地區分佈 (%)



The asset class breakdown displays the totals for investments (including derivatives) in each category. Where derivatives are held in the portfolio, exposure weights are used to indicate the fund's positions and contribution to the totals. In such cases, the use of derivatives may cause the fund total weights not to equal to 100%.

資產類別分佈顯示出各類別的投資總額(包括衍生工具)。在基金持有衍生工具時，衍生工具對總額的貢獻按持倉基準計算，也就是以產生同等持倉所需投資的對應金額列示。在使用衍生工具時，基金總持倉或不等於100%。

Measures † 衡量指標

| | Fund 基金 | Index 指數 |
|--|------------|-------------|
| Annualised Volatility (3 years) 年度化波幅(3年)% | 9.31 | - |
| Beta (3 years) 貝他係數(3年) | - | - |
| Sharpe Ratio (3 years) 夏普比率(3年) | -0.29 | - |

Share Class Details & Codes 股份類別資料及代碼

| Share Class 股份類別 | Launch Date 推出日期 | NAV 單位資產淨值 | Bloomberg Ticker 彭博代碼 | ISIN 基金代碼 |
|---|---------------------|---------------|--------------------------|--------------|
| A-ACC-USD A股-累積-美元 | 27.03.13 | 12.33 | FIGMAAU LX | LU0905233846 |
| A-MINCOME(G)-USD A股-每月特色派息(G)-美元 | 27.03.13 | 8.02 | FIGMAMU LX | LU0905234141 |
| A-MINCOME(G)-HKD A股-每月特色派息(G)-港元 | 27.03.13 | 8.10 | FIGMAMH LX | LU0905234497 |
| A-MINCOME(G)-AUD (H) A股-每月特色派息(G)-澳元(對沖) | 28.10.13 | 8.58 | FIGMAMA LX | LU0982800228 |
| A-MCDIST(G)-USD A股-C每月派息(G)-美元 | 12.12.18 | 8.32 | FFGMAGU LX | LU1883993989 |
| A-HMDIST(G)-AUD (H) A股-H每月派息(G)-澳元(對沖) | 09.04.14 | 8.41 | FGAHMDH LX | LU1046420987 |
| A-ACC-HKD A股-累積-港元 | 27.03.13 | 12.45 | FIGMAAH LX | LU0905234067 |
| A-ACC-EUR (H) A股-累積-歐元(對沖) | 11.11.13 | 11.19 | FIGMAAE LX | LU0987487336 |

A-ACC: accumulating share class. A-MINCOME(G): monthly gross income share class. A-HMDIST(G)(H): monthly distributing gross income hedged share class. A-MINCOME(G)(H): monthly gross income hedged share class. Distribution amount not guaranteed.

A股-累積: 累積股份類別。A股-每月特色派息(G): 每月總收益特色派息股份類別。A股-H每月派息(G)(對沖): 每月總收益派息(對沖)股份類別。A股-每月特色派息(G)(對沖): 每月總收益特色派息(對沖)股份類別。派息金額並不獲保證。

Calendar Year Performance 曆年表現 (%)

| | 2017 | 2018 | 2019 | 2020 | 2021 |
|---|------|------|------|------|------|
| A-ACC-USD A股-累積-美元 | 10.1 | -3.0 | 12.8 | 3.2 | 2.0 |
| A-MINCOME(G)-USD A股-每月特色派息(G)-美元 | 10.2 | -3.0 | 12.8 | 3.2 | 2.0 |
| A-MINCOME(G)-HKD A股-每月特色派息(G)-港元 | 11.0 | -2.8 | 12.2 | 2.8 | 2.6 |
| A-MINCOME(G)-AUD (H) A股-每月特色派息(G)-澳元(對沖) | 7.8 | -2.4 | 11.8 | 2.1 | 2.9 |
| A-MCDIST(G)-USD A股-C每月派息(G)-美元 | - | - | 12.9 | 3.2 | 2.0 |

Source: Fidelity, NAV-NAV basis, in respective currencies with dividends re-invested. Index performance (if any) is calculated in the currency of the first share class listed in the table.

資料來源: 富達, 以資產淨值及各自貨幣計算, 並假設股息盈利再作投資。指數表現(如有)以表內列示第一項股份類別之貨幣計算。

Fund performance (A-MCDIST(G)-USD) from launch date 12.12.18 to the launch year end was -0.6%. 由2018年12月12日推出日至該年年底的基金業績(A股-C每月派息(G)-美元)為-0.6%。

Dividend 派息

| Share Class 股份類別 | Dividend per Unit 每單位派息 | Annualised distributions# 年度化分派率 (%) | Ex-Dividend Date 除息日 |
|---|----------------------------|---|-------------------------|
| A-ACC-USD A股-累積-美元 | - | - | - |
| A-MINCOME(G)-USD A股-每月特色派息(G)-美元 | 0.0336 | 4.87 | 01.06.22 |
| A-MINCOME(G)-HKD A股-每月特色派息(G)-港元 | 0.0336 | 4.82 | 01.06.22 |
| A-MINCOME(G)-AUD (H) A股-每月特色派息(G)-澳元(對沖) | 0.0356 | 4.83 | 01.06.22 |
| A-MCDIST(G)-USD A股-C每月派息(G)-美元 | 0.0406 | 5.69 | 01.06.22 |

(#) Annualised distributions = [(1+dividend per share/ex-dividend NAV)^distribution frequency]-1. Annualised distributions are for indicative purpose only, which may be higher or lower than the actual annual dividend distributions. Dividend rate of the fund does not represent the return of the fund, and past dividend rate does not represent future dividend rate.

Distribution amount is not guaranteed. Please see www.fidelity.com.hk for full details of dividend information of all applicable share classes. 年度化分派率 = [(1+每股股息/除息日資產淨值)^每年派息次數]-1。年度化分派率僅供說明用途, 其可能高於或低於實際全年股息分派率。基金的股息率並不代表基金的回報, 過去的股息率亦不代表將來的股息率。派息金額並不獲保證。請瀏覽 www.fidelity.com.hk 參閱所有相關股份類別的派息資料。

Annual report
年度報告



Semi-annual report
半年度報告



Prospectus
認購章程



Product Key Facts
產品資料概要



Fund announcements
基金通告



For A-HMDIST(G)(hedged) share class, dividend distributions may include a premium when the interest rate of the hedged currency is higher than the fund's reference currency interest rate and may be discounted when the interest rate of the hedged currency is lower than the fund's reference currency interest rate. The Board expects to recommend distribution of substantially the whole gross investment income, and may determine the extent dividends may be paid out of realised and unrealised capital gains as well as capital. 就A股-H每月派息(G)(對沖)股份類別而言, 股息分派可能計入因對沖貨幣的利率高於基金報價貨幣利率而產生的溢價, 以及因對沖貨幣利率低於基金報價貨幣的利率而出現的折讓。董事會預期將就幾乎所有的總投資收益建議派發股息, 並可能釐定從已變現及未變現資本收益以至資本中撥付的股息水平。

Top Positions table: For equities, all investments, including derivatives, linked to a particular issuing company have been combined. Fixed income investments are listed by individual issue (and not by issuer). All derivatives are included on an exposure basis. Cash investments are not shown in the table. 持倉列表: (股票) 所有有關於同一公司的投資(包括衍生工具)均已被合併計算。債券投資是以獨立發行列示(非發行商), 所有衍生工具均包括在內。現金投資並未在表內顯示。

(†) Volatility measures are not calculated for funds which are less than 3 years old. 成立不足三年的基金之波幅不會被計算。 This material is issued by FIL Investment Management (Hong Kong) Limited and it has not been reviewed by the Securities and Futures Commission ("SFC"). Investors are reminded of concentration risks and volatility associated with sector funds. Investment involves risks. Past performance is not indicative of future performance. Please refer to the Fidelity Prospectus for Hong Kong Investors and Product Key Facts for further details (including the risk factors). If investment returns are not denominated in HKD or USD, US/HK dollar-based investors will be exposed to exchange rate fluctuations. Fidelity, Fidelity International, the Fidelity International logo and F symbol are trademarks of FIL Limited.

本文件由富達基金(香港)有限公司發行。本文件未經證券及期貨事務監察委員會審核。投資者應注意行業投資所帶來的風險。投資涉及風險。基金過去的表現並不表示將來亦會有類似的業績, 詳情請細閱富達香港投資者認購章程及產品資料概要(包括風險因素)。若投資收益並非以港元或美元計算, 以美元/港元作出投資的投資者需承受匯率波動風險。「富達」、Fidelity、Fidelity International、Fidelity International 標誌及F標誌均為FIL Limited的商標。