

Best Fund over 3 Years &  
5 Years - Equity Greater  
China<sup>5)</sup>2021 Morningstar Awards  
Singapore - Best Greater  
China Equity Fund<sup>4)</sup>Fund House of the Year  
- Singapore<sup>3)</sup>

# JPMorgan Funds - Greater China Fund

## Fund overview

### Investment objective

To provide long-term capital growth by investing primarily in companies from the People's Republic of China, Hong Kong and Taiwan ("Greater China").

### Expertise

#### Fund Manager

Howard Wang, Rebecca Jiang

### Fund Information (JPMorgan Funds - Greater China Fund)

#### Fund base currency

USD

#### Launch Date

18/05/01

#### Total fund size (m)

USD 1,765.4

#### Inception NAV

USD 8.99

#### ISIN code

LU0117841782

#### Current charge

Initial : Up to 5.0% of NAV

Redemption :

Currently 0% (Up to 0.5% of NAV)

Management fee : 1.5% p.a.

#### Subscription Channel

Cash

SRS(for platforms only)

## Ratings

#### Morningstar Analyst Rating

Bronze

#### Morningstar Rating™

## Portfolio Analysis (A (dist) - USD)

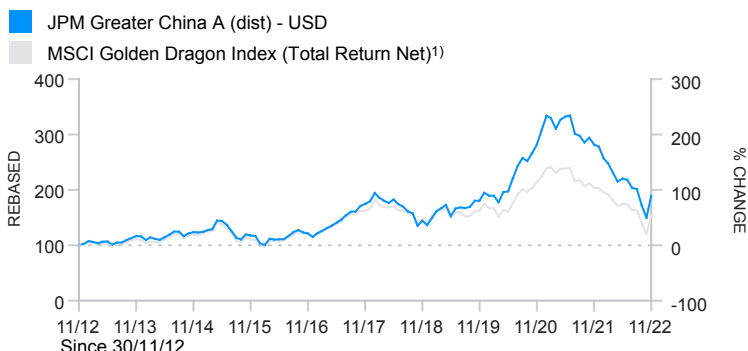
	1 year	3 years	5 years	Since Launch <sup>2)</sup>
Correlation	0.99	0.98	0.97	0.96
Annualized Alpha %	-11.24	3.92	3.21	3.07
Beta	1.00	1.05	1.07	1.03
Annualised volatility %	34.56	27.16	24.93	22.93
Sharpe ratio	-	0.03	0.01	0.35
Annualised tracking error %	3.79	5.92	6.13	6.06

## Holdings (as at end November 2022)

TOP 10	%
Taiwan Semiconductor	9.4
Tencent	8.7
AIA	4.7
Meituan	4.4
JD.com	3.3
Alibaba	2.9
Global Unichip	2.2
Hong Kong Exchanges and Clearing	2.1
MediaTek	2.1
China Merchants Bank	2.1

## Performance

### Cumulative Performance (%)



	1 month	3 months	1 year	3 years	5 years	Since launch
A (dist) - USD (NAV to NAV)	26.3	-6.0	-32.8	4.8	8.4	598.8
A (dist) - USD (Charges applied)*	20.3	-10.4	-36.0	-0.2	3.2	565.5
Benchmark (in USD) <sup>1)</sup>	26.9	-5.7	-24.5	-5.6	-5.6	270.0
A (acc) - SGD (NAV to NAV)	21.9	-8.0	-32.7	4.6	9.8	104.2
A (acc) - SGD (Charges applied)*	16.1	-12.4	-35.9	-0.3	4.5	94.4
A (acc) - USD (NAV to NAV)	26.4	-5.9	-32.8	4.9	8.5	313.8
A (acc) - USD (Charges applied)*	20.3	-10.4	-36.0	-0.1	3.3	294.1

### Annualised Performance (%)

	3 years	5 years	Since launch
A (dist) - USD (NAV to NAV)	1.6	1.6	9.4
A (dist) - USD (Charges applied)*	-0.1	0.6	9.2
Benchmark (in USD) <sup>1)</sup>	-1.9	-1.1	6.3
A (acc) - SGD (NAV to NAV)	1.5	1.9	5.7
A (acc) - SGD (Charges applied)*	-0.1	0.9	5.3
A (acc) - USD (NAV to NAV)	1.6	1.6	8.4
A (acc) - USD (Charges applied)*	0.0	0.7	8.1

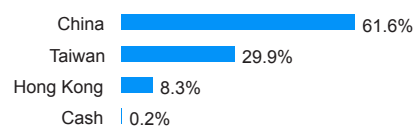
Past performance is not indicative of current or future results. Please refer to page 2 for further details.

## Fund Codes

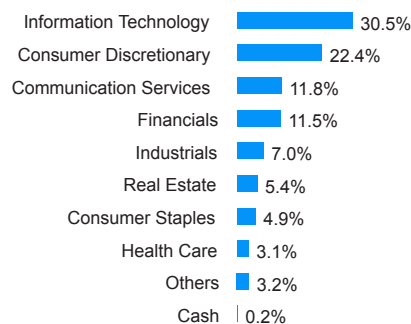
Fund Codes	ISIN	Bloomberg code	Launch Date
A (dist) - USD	LU0117841782	FLEFGCA LX	18/05/01
A (acc) - SGD	LU0456846285	JPMGSGD LX	14/12/09
A (acc) - USD	LU0210526801	JPGCAAU LX	31/03/05

## Portfolio Breakdown

### Market



### Sector



\*Due to a change in pricing model, post 31.10.16 (effective date), performance calculations are on a single pricing basis, taking into account any initial and redemption fees. Prior to 31.10.16, performance calculations are on an offer-to-bid basis. The maximum initial charge (if any) is taken into account for performance calculations. Source: J.P. Morgan Asset Management/Thomson Reuters Datastream (NAV to NAV and Charges applied in denominated currency with income reinvested, taking into account all charges which would have been payable upon such reinvestment). Source of analyst rating: Morningstar, Inc., awarded to A (acc) - SGD Class, A (acc) - USD Class and A (dist) - USD Clas. Source of star rating: Morningstar, Inc., awarded to A (acc) - SGD Class, A (acc) - USD Class and A (dist) - USD Class. Any overweight in any investment holding exceeding the limit set out in the Investment Restrictions was due to market movements and will be rectified shortly. Asset classes that are not displayed in the individual breakdown are grouped under Others. 1)Dividends reinvested after deduction of withholding tax. Prior to 01.06.01, Customised benchmark (Calculated by JFAM and comprised 40% HSI, 40% Taiwan Weighted and 20% BNP Paribas China Price). Prior to 01.06.02, MSCI Golden Dragon Provisional (Total Return Net). 2)All data is calculated from the month end after inception. 3)Issued by AsianInvestor in the year specified, reflecting performance as at the previous calendar year end. 4)Morningstar Awards 2021 ©. Morningstar, Inc. All Rights Reserved. Awarded to JPM Greater China A (acc) - USD for Best Greater China Equity Fund in Singapore, based on the fund's category-relative performance and risk within the Morningstar EAA Fund Greater China Equity Category over 1 year, 3 years and 5 years to 31 December 2020. 5)Issued by Lipper of Refinitiv, 2021 award for the A (dist) - USD Class, reflecting performance as of 31.12.2020. Refinitiv Lipper Fund Awards, 2021 Refinitiv. All rights reserved. Used by permission and protected by the Copyright Laws of the United States. The printing, copying, redistribution, or retransmission of this content without express written permission is prohibited.

**This advertisement or publication has not been reviewed by the Monetary Authority of Singapore. It does not constitute investment advice, or an offer to sell, or a solicitation of an offer to buy any security, investment product or service. Informational sources are considered reliable but you should conduct your own verification of information contained herein. Investments involve risks. Investments in funds are not deposits and are not considered as being comparable to deposits.**

**Past performance is not indicative of future performance and investors may not get back the full or any part of the amount invested. Dividend distributions if any are not guaranteed and are made at the manager's discretion. Fund's net asset value may likely have high volatility due to its investment policies or portfolio management techniques. Funds which are invested in emerging markets, smaller companies and financial derivative instruments may also involve higher risks and are usually more sensitive to price movements. Any applicable currency hedging process may not give a precise hedge and there is no guarantee that any hedging will be successful. Investors in a currency hedged fund or share class may have exposure to currencies other than the currency of their fund or share class. Investors should make their own investigation or evaluation or seek independent advice prior to making any investment. Please refer to the Singapore Offering Documents (including the risk factors set out therein) and the relevant Product Highlights Sheet for details at <https://am.jpmorgan.com/sg>.**

**In case of any inconsistency in translations of this document, the English version will prevail.**

**To the extent permitted by applicable law, we may record telephone calls and monitor electronic communications to comply with our legal and regulatory obligations and internal policies. Personal data will be collected, stored and processed by J.P. Morgan Asset Management in accordance with our privacy policies at <https://am.jpmorgan.com/global/privacy>.**

**All data is as at the document date unless indicated otherwise.**

**For more information, please contact your bank, financial adviser, visit <https://am.jpmorgan.com/sg> or call us at (65) 6882 1328.**

**Issued by JPMorgan Asset Management (Singapore) Limited (Co. Reg. No. 197601586K). All rights reserved.**