

Unit Trust Range

# JPMorgan Pacific Securities Fund

- The Fund invests primarily (at least 70%) in the securities of companies in the Asia-Pacific region, including Japan, Australia and New Zealand.
- The Fund is therefore exposed to risks related to equity, emerging markets, concentration, smaller companies, currency, liquidity, high volatility of the equity markets in the Pacific region, Chinese variable interest entity and derivatives.
- Investors may be subject to substantial losses.
- Investors should not solely rely on this document to make any investment decision.

## Fund overview

### Investment objective

To provide investors with long term capital growth by investing primarily (i.e. at least 70% of its total net asset value) in the securities of companies in the Asia-Pacific region, including Japan, Australia and New Zealand.

### Expertise

#### Fund Manager

Robert Lloyd, Chun Yu Wong

#### Fund Information ((acc) - USD)

**Fund base currency**  
USD

**Denominated currency and NAV per unit**

**Total fund size (m)**  
USD 577.8

(acc) - USD : USD 485.27

**SEDOL**  
B42GYV2

**12 month NAV**

High : USD 506.77 (11/07/24)

**ISIN code**  
HK0000055746

Low : USD 394.01 (26/10/23)

**Bloomberg code**  
JFPACSI HK

**Current charge**

Initial : 5.0% of NAV

Redemption : 0%

Management fee : 1.5% p.a.

### Ratings

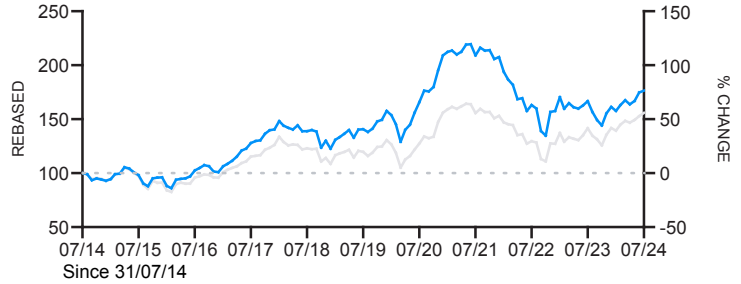
Medalist Rating	Silver
Morningstar Rating	
Analyst-Driven %	100
Data Coverage %	100
Category	Asia-Pacific Equity

## Performance

### Cumulative Performance (%)

JPMorgan Pacific Securities (acc) - USD

MSCI AC Asia Pacific Index (Total Return Net)<sup>1)</sup>



	1 month	1 year	3 years	5 years	Since launch	Launch date
(acc) - USD	1.0	5.8	-15.6	25.4	21893.4	26/05/78
Benchmark <sup>1)</sup>	2.0	10.0	0.1	30.2	-	

### Calendar Year Performance (%)

	2019	2020	2021	2022	2023	2024YTD
(acc) - USD	28.5	32.6	-0.7	-24.1	2.4	9.4
Benchmark <sup>1)</sup>	20.2	19.4	-1.8	-16.9	11.4	9.9

<sup>1)</sup>Dividends reinvested after deduction of withholding tax. Prior to 01.09.15, MSCI AC Pacific Net. Prior to 01.07.01, MSCI Pacific Net. <sup>2)</sup>With the exception of the "Average annual return" figure, all data are calculated from the month end after inception. <sup>3)</sup>Investments in, or exposure to, any single entity (other than Government and other public securities) cannot exceed 10% of the Fund's total net asset value. <sup>4)</sup>Morningstar Awards 2020 - Morningstar, Inc. All Rights Reserved. Awarded to JPMorgan Pacific Securities (acc) - USD for Best Asia-Pacific Equity Fund in Hong Kong, based on the fund's category-relative performance and risk within the Morningstar EAA Fund Asia-Pacific Equity Category over 1 year, 3 years and 5 years to 31 December 2019. <sup>5)</sup>Issued by Refinitiv Lipper, 2023 award reflecting performance as of 31.12.2022. Refinitiv Lipper Fund Awards, 2023 Refinitiv. All rights reserved. Used by permission and protected by the Copyright Laws of the United States. The printing, copying, redistribution, or retransmission of this content without express written permission is prohibited. <sup>6)</sup>Issued by AsianInvestor, 2022 award, reflecting performance as at the previous calendar year end. Unless stated otherwise, all information as at the last valuation date of the previous month. Source: J.P. Morgan Asset Management/RIMES (NAV to NAV in denominated currency with income reinvested). Source: J.P. Morgan Asset Management/RIMES (NAV to NAV in denominated currency with income reinvested). Source of ratings: Morningstar, Inc., Medalist Rating - Silver awarded to (acc) - USD Class, 4-Star Rating awarded to A (acc) - USD Class. 2023 Morningstar, Inc. All rights reserved. The information contained herein: (1) is proprietary to Morningstar and/or its content providers; (2) may not be copied or distributed; and (3) is not warranted to be accurate, complete, or timely. Neither Morningstar nor its content providers are responsible for any damages or losses arising from any use of this information. Past performance is no guarantee of future results. Risk ratings (if any) are based on J.P. Morgan Asset Management's assessment of relative risk by asset class and historical volatility of the fund where applicable. The risk ratings are reviewed annually or as appropriate and for reference only. Any overweight in any investment holding exceeding the limit set out in the Investment Restrictions was due to market movements and will be rectified shortly. It should be noted that due to the difference of the fund domiciles the valuation points used by Unit Trust range and SICAV range of funds for fair valuation (where applied) may vary. For details please refer to the respective offering document(s).  
Investment involves risk. Past performance is not indicative of future performance. Please refer to the offering document(s) for details, including the risk factors. This document has not been reviewed by the SFC. Issued by JPMorgan Funds (Asia) Limited.  
For more information, please contact your bank, financial adviser or visit [am.jpmorgan.com/hk](http://am.jpmorgan.com/hk) today.

**Portfolio Analysis** ((acc) - USD)

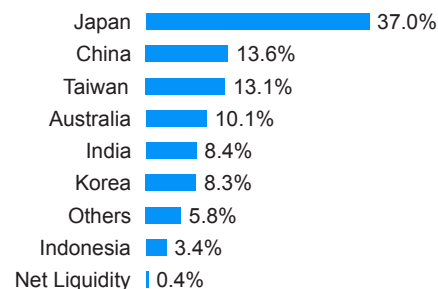
	3 years	5 years	Since Launch <sup>2)</sup>
Correlation	0.98	0.97	0.78
Annualized Alpha %	-5.50	-0.91	5.75
Beta	1.08	1.06	0.95
Annualised volatility %	18.37	17.97	23.53
Sharpe ratio	-	0.12	-
Annualised tracking error %	4.07	4.09	14.82
Average annual return %	-5.50	4.64	12.38

**Holdings<sup>3)</sup>** (as at end June 2024)

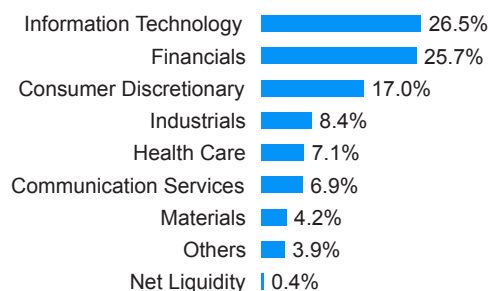
TOP 10	Market	Sector	%
Taiwan Semiconductor Manufacturing	Taiwan	Information Technology	9.7
Tencent Holdings	China	Communication Services	5.4
Samsung Electronics	Korea	Information Technology	4.4
SK hynix	Korea	Information Technology	3.1
Tokio Marine Holdings	Japan	Financials	2.6
Sony Group	Japan	Consumer Discretionary	2.5
Macquarie Group	Australia	Financials	2.5
Daiichi Sankyo	Japan	Health Care	2.4
Recruit Holdings	Japan	Industrials	2.4
HDFC Bank	India	Financials	2.2

**Portfolio Breakdown**

## Market



## Sector



<sup>1)</sup>Dividends reinvested after deduction of withholding tax. Prior to 01.09.15, MSCI AC Pacific Net. Prior to 01.07.01, MSCI Pacific Net. <sup>2)</sup>With the exception of the "Average annual return" figure, all data are calculated from the month end after inception. <sup>3)</sup>Investments in, or exposure to, any single entity (other than Government and other public securities) cannot exceed 10% of the Fund's total net asset value. <sup>4)</sup>Morningstar Awards 2020 - Morningstar, Inc. All Rights Reserved. Awarded to JPMorgan Pacific Securities (acc) - USD for Best Asia-Pacific Equity Fund in Hong Kong, based on the fund's category-relative performance and risk within the Morningstar EAA Fund Asia-Pacific Equity Category over 1 year, 3 years and 5 years to 31 December 2019. <sup>5)</sup>Issued by Refinitiv Lipper, 2023 award reflecting performance as of 31.12.2022. Refinitiv Lipper Fund Awards, 2023 Refinitiv. All rights reserved. Used by permission and protected by the Copyright Laws of the United States. The printing, copying, redistribution, or retransmission of this content without express written permission is prohibited. <sup>6)</sup>Issued by AsianInvestor, 2022 award, reflecting performance as at the previous calendar year end. Unless stated otherwise, all information as at the last valuation date of the previous month. Source: J.P. Morgan Asset Management/RIMES (NAV to NAV in denominated currency with income reinvested). Source: J.P. Morgan Asset Management/RIMES (NAV to NAV in denominated currency with income reinvested). Source of ratings: Morningstar, Inc., Medalist Rating - Silver awarded to (acc) - USD Class; 4-Star Rating awarded to A (acc) - USD Class. 2023 Morningstar, Inc. All rights reserved. The information contained herein: (1) is proprietary to Morningstar and/or its content providers; (2) may not be copied or distributed; and (3) is not warranted to be accurate, complete, or timely. Neither Morningstar nor its content providers are responsible for any damages or losses arising from any use of this information. Past performance is no guarantee of future results. Risk ratings (if any) are based on J.P. Morgan Asset Management's assessment of relative risk by asset class and historical volatility of the fund where applicable. The risk ratings are reviewed annually or as appropriate and for reference only. Any overweight in any investment holding exceeding the limit set out in the Investment Restrictions was due to market movements and will be rectified shortly. It should be noted that due to the difference of the fund domiciles the valuation points used by Unit Trust range and SICAV range of funds for fair valuation (where applied) may vary. For details please refer to the respective offering document(s). Investment involves risk. Past performance is not indicative of future performance. Please refer to the offering document(s) for details, including the risk factors. This document has not been reviewed by the SFC. Issued by JPMorgan Funds (Asia) Limited. For more information, please contact your bank, financial adviser or visit [am.jpmorgan.com/hk](http://am.jpmorgan.com/hk) today.