

## Schroder International Selection Fund BRIC (Brazil Russia India China)

A Accumulation EUR | Data as at 30.06.2021

## Fund objectives and investment policy

The fund aims to provide capital growth in excess of the MSCI BRIC (Net TR) 10/40 Index, after fees have been deducted over a three to five year period by investing in equities of Brazilian, Russian, Indian and Chinese companies.

Relevant risk as associated with this Fund are shown overleaf and should be carefully considered before making any investment. Above is the Investment Objective of the fund. For details on the fund's Investment Policy please see the KIID.

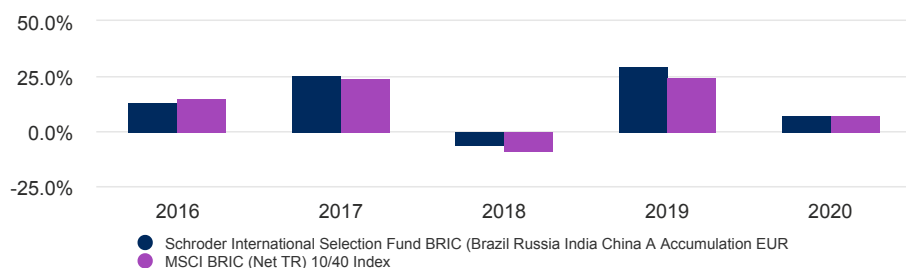
Past Performance is not a guide to future performance and may not be repeated. The value of investments and the income from them may go down as well as up and investors may not get back the amounts originally invested. Exchange rate changes may cause the value of any overseas investments to rise or fall.

## Share class performance (%)

Cumulative performance	1 month	3 months	YTD	1 year	3 years	5 years	10 years
Share class (Net)	3.3	2.6	7.8	25.9	38.0	99.4	95.9
Target	3.8	4.8	9.0	27.3	36.5	88.4	84.7

12 month performance	Discrete yearly performance - Jun					Calendar year performance				
	2016	2017	2018	2019	2020	2016	2017	2018	2019	2020
	2017	2018	2019	2020	2021					
Share class (Net)	21.7	18.8	8.3	1.2	25.9	13.0	25.4	-6.0	29.6	7.6
Target	22.1	13.0	5.9	1.2	27.3	15.5	24.5	-9.1	25.1	7.9

## Performance over 5 years (%)



## Ratings and accreditation



Please refer to the Source and ratings information section for details on the icons shown above.

## Fund facts

Fund manager	Waj Hashmi Tom Wilson
Managed fund since	31.10.2005 ; 31.10.2005
Fund management company	Schroder Investment Management (Europe) S.A.
Domicile	Luxembourg
Fund launch date	31.10.2005
Share class launch date	31.10.2005
Fund base currency	USD
Share class currency	EUR
Fund size (Million)	USD 1,023.49
Number of holdings	51
Target	MSCI BRIC (Net TR) 10/40 Index
Unit NAV	EUR 287.1829
Dealing frequency	Daily
Distribution frequency	No Distribution

## Fees &amp; expenses

Ongoing charge	1.85%
Redemption fee	0.00%

## Purchase details

Minimum initial subscription	EUR 1,000 ; USD 1,000 or their near equivalent in any other freely convertible currency.
------------------------------	--

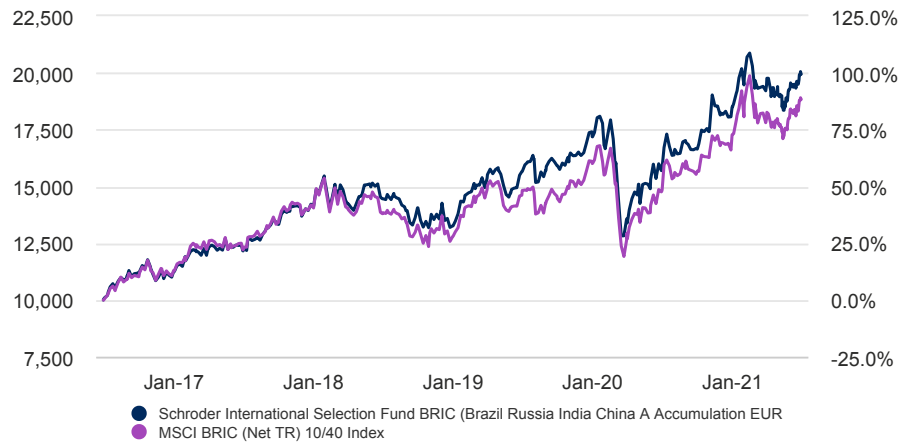
## Codes

ISIN	LU0232931963
Bloomberg	SCHBREA LX
SEDOL	B0MJWV9
Reuters code	LU0232931963.LUF

# Schroder International Selection Fund BRIC (Brazil Russia India China)

A Accumulation EUR | Data as at 30.06.2021

## 5 year return of EUR 10,000



The chart is for illustrative purposes only and does not reflect an actual return on any investment.

Returns are calculated bid to bid (which means performance does not include the effect of any initial charges), net income reinvested, net of fees.

## Risk considerations

**Performance risk:** Investment objectives express an intended result but there is no guarantee that such a result will be achieved. Depending on market conditions and the macro economic environment, investment objectives may become more difficult to achieve.

**Emerging Markets & Frontier risk:** Emerging markets, and especially frontier markets, generally carry greater political, legal, counterparty, operational and liquidity risk than developed markets.

**Please see the KIID and Prospectus for a full list of risk considerations applicable to this fund.**

## Synthetic risk & reward indicator (SRI)

**LOWER RISK** Potentially lower reward      **HIGHER RISK** Potentially higher reward



The risk category was calculated using historical performance data and may not be a reliable indicator of the fund's future risk profile. The fund's risk category is not guaranteed to remain fixed. Please see the Key Investor Information Document for more information.

## Risk statistics & financial ratios

	Fund	Target
<b>Annual volatility (%) (3y)</b>	17.0	15.9
<b>Alpha (%) (3y)</b>	0.1	-
<b>Beta (3y)</b>	1.0	-
<b>Sharpe ratio (3y)</b>	0.7	0.8
<b>Information ratio (3y)</b>	0.1	-
<b>Dividend Yield (%)</b>	1.4	-
<b>Price to book</b>	2.8	-
<b>Price to earnings</b>	19.5	-
<b>Predicted Tracking error (%)</b>	4.2	-

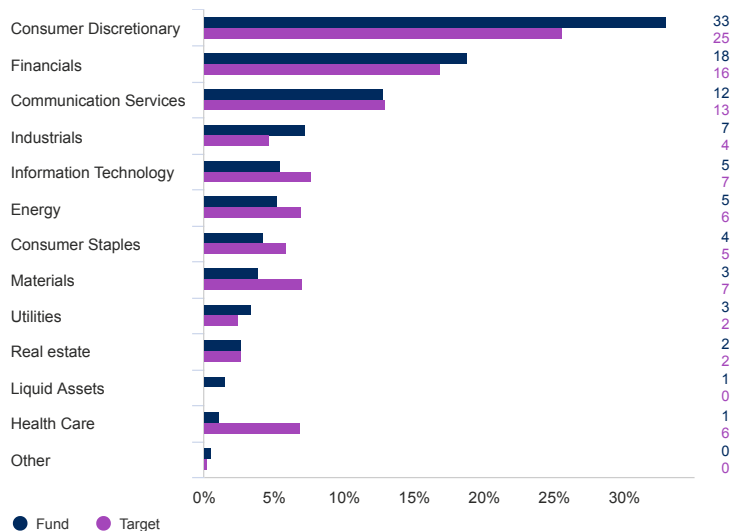
Source: Morningstar. The above ratios are based on bid to bid price based performance data.

Source: Morningstar, and Schroders for the Predicted tracking error. The above ratios are based on bid to bid price based performance data. These financial ratios refer to the average of the equity holdings contained in the fund's portfolio and in the benchmark (if mentioned) respectively.

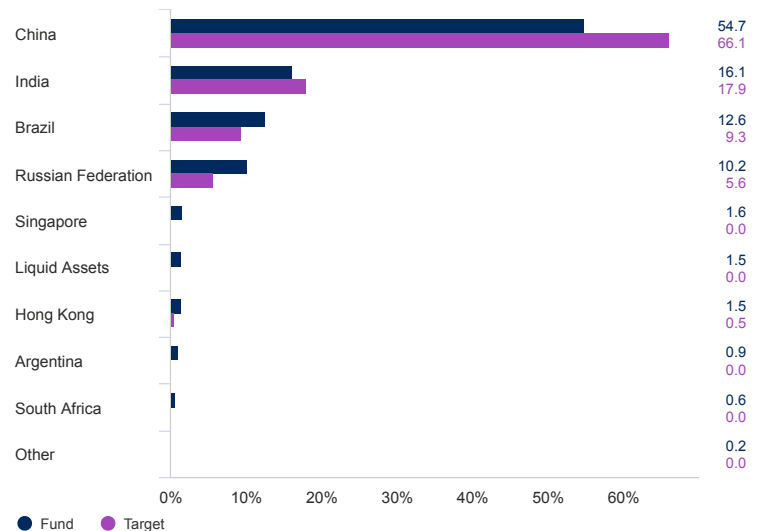
## Asset allocation

Source: Schroders. Top holdings and asset allocation are at fund level.

### Sector (%)



### Geographical Breakdown (%)



A Accumulation EUR | Data as at 30.06.2021

**Top 10 holdings (%)**

Holding name	%
Alibaba Group Holding Ltd	10.2
Tencent Holdings Ltd	9.5
Tata Consultancy Services Ltd	3.9
JD.com Inc	3.9
Itau Unibanco Holding SA	2.9
HDFC Bank Ltd	2.9
Ping An Insurance Group Co of China Ltd	2.8
ENN Energy Holdings Ltd	2.4
Li Ning Co Ltd	2.3
ICICI Bank Ltd	2.3

**Share class available**

	A Accumulation EUR	A Income EUR
<b>Distribution frequency</b>	No Distribution	Annually
<b>ISIN</b>	LU0232931963	LU0858243842
<b>Bloomberg</b>	SCHBREA LX	SCHIBAE LX
<b>SEDOL</b>	B0MJWV9	BK6MM14

**Contact information**

Schroder Investment Management (Europe) S.A.  
 5, rue Höhenhof  
 Sennigerberg  
 Luxembourg  
 L-1736  
 Tel: +352 341 342 202  
 Fax: +352 341 342 342

For your security, communications may be taped or monitored.

**Benchmark and corporate action information**

Some performance differences between the fund and the benchmark may arise because the fund performance is calculated at a different valuation point from the benchmark. On 01.05.2021 the MSCI BRIC (Net TR) 10/40 Index replaced the MSCI BRIC (Net TR) Index. The full track record of the previous index has been kept and chain linked to the new one. The fund's performance should be assessed against its target benchmark being to exceed the MSCI BRIC (Net TR) 10/40 index. The fund's investment universe is expected to overlap materially, directly or indirectly, with the components of the target benchmark. The investment manager invests on a discretionary basis and there are no restrictions on the extent to which the fund's portfolio and performance may deviate from the target benchmark. The investment manager will invest in companies or sectors not included in the target benchmark in order to take advantage of specific investment opportunities. The target benchmark has been selected because it is representative of the type of investments in which the fund is likely to invest and it is, therefore, an appropriate target in relation to the return that the fund aims to provide.

**Source and ratings information**

Source of all performance data, unless otherwise stated: Morningstar, bid to bid, net income reinvested, net of fees.

Morningstar Rating: © Morningstar 2021. All Rights Reserved. The information contained herein: (1) is proprietary to Morningstar and/or its content providers; (2) may not be copied or distributed; and (3) is not warranted to be accurate, complete or timely. Neither Morningstar nor its content providers are responsible for any damages or losses arising from any use of this information. Past performance is no guarantee of future results.

## Important information

---

This document does not constitute an offer to anyone, or a solicitation by anyone, to subscribe for shares of Schroder International Selection Fund (the "Company"). Nothing in this document should be construed as advice and is therefore not a recommendation to buy or sell shares. Subscriptions for shares of the Company can only be made on the basis of its latest Key Investor Information Document and prospectus, together with the latest audited annual report (and subsequent unaudited semi-annual report, if published), copies of which can be obtained, free of charge, from Schroder Investment Management (Europe) S.A. The Company is a Luxembourg-registered UCITS recognised in the UK under Section 264 of the Financial Services and Markets Act 2000. There will be no right to cancel any agreement to purchase shares. If shares are purchased directly or through an overseas agent not authorised to carry out regulated activities in the UK, all or most of the protection provided by the UK regulatory system will not apply to investments in the Company and compensation will not be available under the UK Financial Services Compensation Scheme and the Financial Ombudsman Service. An investment in the Company entails risks, which are fully described in the prospectus. This document is issued by Schroder Investment Management (Europe) S.A., 5, rue Höhenhof, L-1736 Senningerberg, Luxembourg. Registered No. B 37.799. Approved for issue in the UK by Schroder Investment Management Limited, 1, London Wall Place, London EC2Y 5AU. Authorised and regulated by the Financial Conduct Authority. Schroders has expressed its own views and opinions in this document and these may change. Schroders will be a data controller in respect of your personal data. For information on how Schroders might process your personal data, please view our Privacy Policy available at [www.schroders.com/en/privacy-policy](http://www.schroders.com/en/privacy-policy) or on request should you not have access to this webpage. Third party data is owned or licensed by the data provider and may not be reproduced or extracted and used for any other purpose without the data provider's consent. Third party data is provided without any warranties of any kind. The data provider and issuer of the document shall have no liability in connection with the third party data. The Prospectus and/or [www.schroders.com](http://www.schroders.com) contains additional disclaimers which apply to the third party data.