

Schroders Schroder International Selection Fund BIC (Brazil India China)

A Accumulation USD | Data as at 31.07.2024

Important Information

The fund invests primarily in equity and equity related securities of Brazilian, Indian and Chinese companies.

- The fund invests in equity securities would subject to equity investment risk.
 - The fund invests in the emerging and less developed markets which may be subject to greater risks, including ownership and custody risks, political and economic risks, market and settlement risks, etc..
 - The fund invests in the PRC and may be subject to change in political, social and economic policy risks, legal and regulatory risks, liquidity and volatility risks, etc..
 - The fund may invest in smaller companies which are relatively less liquid and more volatile than larger companies.
 - The fund exposes to currency risks, which may be adversely affected by changes in foreign exchange rates and exchange rate control.
 - The fund may use derivatives to meet its investment. Derivatives exposure may involve higher credit risk and counterparty risk, liquidity risk and valuation risk. In adverse situations, the fund may suffer significant losses from their derivative usage for hedging.
 - For distribution share classes/units, the distribution rate is not guaranteed. Distribution yield is not indicative of the return of the fund. Distributions may be paid out of the capital of the fund at the Manager's discretion. This amounts to a return or withdrawal of part of the amount you originally invested or capital gains attributable to that and may result in an immediate decrease in the net asset value per share or decrease in the value of units of the relevant Distribution units.
- You should not make any investment decision solely based on this document. Please read the relevant offering document carefully for further fund details including risk factors.

Investment Objectives

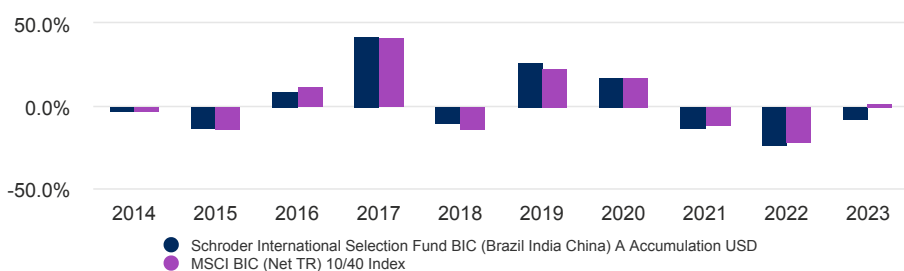
The Fund aims to provide capital growth in excess of the MSCI BIC (Net TR) 10/40 index after fees have been deducted over a three to five year period, by investing in equity and equity related securities of Brazilian, Indian and Chinese companies.

Share class performance (Cumulative)

| Performance (%) | 1 month | 3 months | 6 months | YTD | 1 year | 3 years | 5 years | 10 years |
|-----------------|---------|----------|----------|-----|--------|---------|---------|----------|
| Fund | -0.4 | 2.0 | 11.4 | 6.0 | -5.5 | -31.8 | -16.6 | 9.0 |
| Target | 1.0 | 3.3 | 13.7 | 7.3 | 1.9 | -19.4 | -1.5 | 19.0 |

| Annual Performance (%) | 2019 | 2020 | 2021 | 2022 | 2023 |
|------------------------|------|------|-------|-------|------|
| Fund | 27.2 | 17.7 | -12.5 | -23.1 | -7.0 |
| Target | 22.8 | 17.6 | -10.9 | -21.1 | 2.0 |

Performance over 10 years (%)



Source: Morningstar, NAV to NAV, net income reinvested, net of fees, based on Schroder International Selection Fund BIC (Brazil India China) A Accumulation USD Units, USD. Some performance differences between the fund and the benchmark may arise as the benchmark returns are not adjusted for non-dealing days of the fund. Schroder International Selection Fund is referred to as Schroder ISF. The Fund size quoted includes all classes of the Fund. Investment involves risks. Price of units may go down as well as up. Past performance is not indicative of future performance. Please refer to the relevant offering documents for fund details including risk factors. This material is issued by Schroder Investment Management (Hong Kong) Limited and has not been reviewed by the SFC. Performance is calculated from the share class's since launch date (31.10.2005). The names of the target and comparator(s) benchmarks may be displayed in abbreviation format, please refer to the Benchmark and corporate action information section for the full benchmark names.

Fund literature



Download the offering documents and investor notice here

Fund facts

| | |
|-------------------------------|-------------------------------|
| Fund manager | Tom Wilson James Gotto |
| Fund launch date | 31.10.2005 |
| Fund base currency | USD |
| Fund size (Million) | USD 462.33 |
| Number of holdings | 60 |
| Target | MSCI BIC (Net TR) 10/40 Index |
| Unit NAV | USD 216.9690 |
| Hi/Lo (past 12 mths) | USD 225.9624 / USD 194.0388 |
| Annualized Return (3Y) | -11.99% |

Fees & expenses

| | |
|------------------------------|--------|
| Initial charge up to | 5.00% |
| Annual management fee | 1.500% |
| Redemption fee | 0.00% |

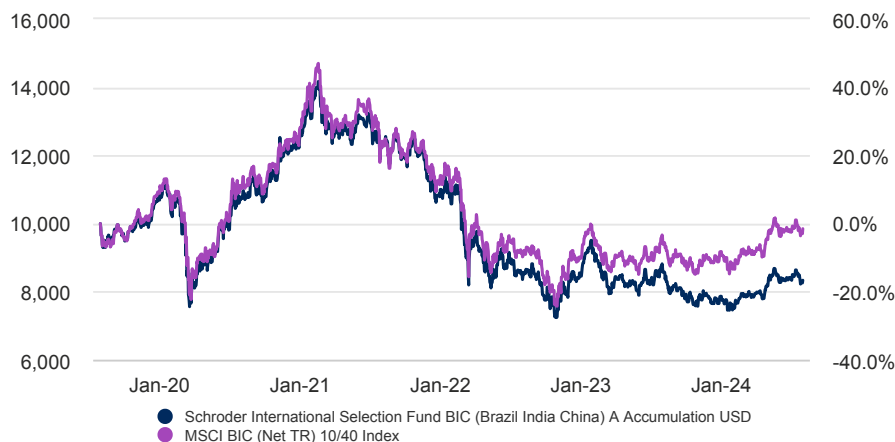
Codes

| | |
|---------------------|------------------|
| ISIN | LU0228659784 |
| Bloomberg | SCHBRAA LX |
| Reuters code | LU0228659784.LUF |

Schroders Schroder International Selection Fund BIC (Brazil India China)

A Accumulation USD | Data as at 31.07.2024

Return of USD 10,000



Past Performance is not a guide to future performance and may not be repeated. The value of investments and the income from them may go down as well as up and investors may not get back the amounts originally invested. Exchange rate changes may cause the value of any overseas investments to rise or fall. Performance data does not take into account any commissions and costs, if any, charged when units or shares of any fund, as applicable, are issued and redeemed.

The chart is for illustrative purposes only and does not reflect an actual return on any investment.

Returns are calculated NAV to NAV (which means performance does not include the effect of any initial charges), net income reinvested, net of fees.

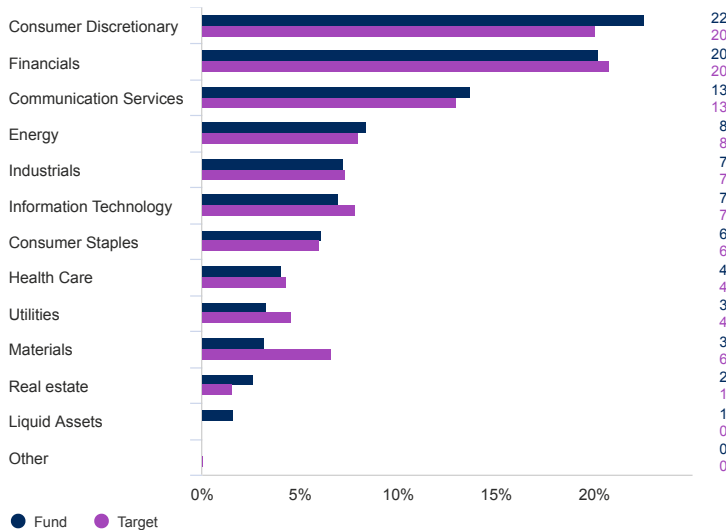
Risk statistics & financial ratios

| | Fund | Target |
|------------------------------|------|--------|
| Annual volatility (%) (3y) | 17.5 | 19.3 |
| Alpha (%) (3y) | -6.8 | - |
| Beta (3y) | 0.9 | - |
| Sharpe ratio (3y) | -0.8 | -0.5 |
| Information ratio (3y) | -1.2 | - |
| Price to book | 2.5 | - |
| Price to earnings | 17.7 | - |
| Predicted Tracking error (%) | 3.0 | - |

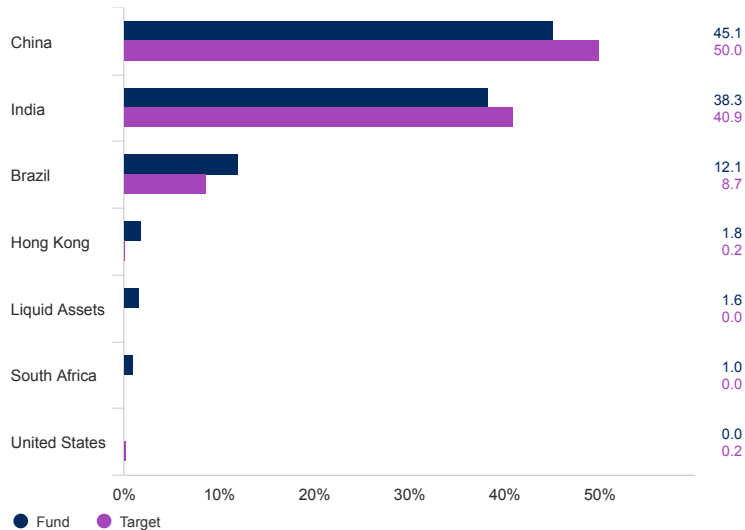
Source: Morningstar, and Schroders for the Predicted tracking error. The above ratios are based on NAV to NAV price based performance data. These financial ratios refer to the average of the equity holdings contained in the fund's portfolio and in the benchmark (if mentioned) respectively.

Asset allocation

Sector (%)



Geographical breakdown (%)



Schroders

Schroder International Selection Fund BIC (Brazil India China)

A Accumulation USD | Data as at 31.07.2024

Top 10 holdings (%)

| Holding name | % |
|--|-----|
| Tencent Holdings Ltd | 9.5 |
| ICICI Bank Ltd | 4.4 |
| Reliance Industries Ltd | 4.4 |
| Tata Consultancy Services Ltd | 3.8 |
| Meituan | 3.7 |
| Alibaba Group Holding Ltd | 3.5 |
| Axis Bank Ltd | 3.3 |
| Bharti Airtel Ltd | 2.4 |
| Contemporary Amperex Technology Co Ltd | 2.4 |
| Mahindra & Mahindra Ltd | 2.3 |

Source: Schroders.

Derivatives are displayed on the notional basis of the underlying exposure where possible. Due to the different treatment of derivative types, the allocation to Liquid Assets may vary between each chart. Percentages of allocation may not sum up to 100% due to rounding issue.

Share class available

| | A Accumulation USD | A Accumulation EUR | A Accumulation HKD |
|----------------------------|--------------------|--------------------|--------------------|
| Distribution Policy | No Distribution | No Distribution | No Distribution |
| ISIN | LU0228659784 | LU0232931963 | LU0828237510 |
| Bloomberg | SCHBRAA LX | SCHBREA LX | SCHIAHK LX |

Benchmark and corporate action information

On 31.01.2024 Tom Wilson & James Gotto replaced Tom Wilson & Waj Hashmi as Fund Managers.

The Fund has environmental and/or social characteristics (within the meaning of Article 8 SFDR).

The target benchmark in the investment objective has been changed from MSCI BRIC (Net TR) index to MSCI BRIC (Net TR) 10/40 index on 01.05.2021. The full track record of the previous benchmark has been replaced with the new one. Effective 14.07.2022, the target benchmark (MSCI BRIC (Net TR) 10/40 index) has been renamed to (MSCI BIC (Net TR) 10/40 index). Effective 18.04.2023, the fund name has changed from SISF - BRIC (Brazil, Russia, India, China) to SISF BIC (Brazil, India, China). Effective 18.04.2023, the investment objective has been changed from "The Fund aims to provide capital growth in excess of the MSCI BRIC (Net TR) 10/40 index after fees have been deducted over a three to five year period, by investing in equity and equity related securities of Brazilian, Russian, Indian and Chinese companies." to "The Fund aims to provide capital growth in excess of the MSCI BIC (Net TR) 10/40 index after fees have been deducted over a three to five year period, by investing in equity and equity related securities of Brazilian, Indian and Chinese companies."

On 18.04.2023 Schroder ISF BRIC (Brazil, Russia, India, China) changed its name to Schroder ISF BIC (Brazil, India, China).

Benchmarks: (If applicable)

Some performance differences between the fund and the benchmark may arise because the fund performance is calculated at a different valuation point from the benchmark. The target benchmark has been selected because it is representative of the type of investments in which the fund is likely to invest, and it is, therefore, an appropriate target in relation to the return that the fund aims to provide. The investment manager invests on a discretionary basis and there are no restrictions on the extent to which the fund's portfolio and performance may deviate from the benchmark. The investment manager will invest in companies or sectors not included in the benchmark in order to take advantage of specific investment opportunities.

Important information

The fund has environmental and/or social characteristics within the meaning of Article 8 of Regulation (EU) 2019/2088 on Sustainability-related Disclosures in the Financial Services Sector (the "SFDR"). For information on sustainability-related aspects of this fund please go to www.Schroders.com