

FUND FACTS

Fund Size (NAV USDm)
545.7

Inception Date
August 1, 2008¹

Domiciled
Ireland, UCITS Fund

Dealing Frequency
Daily

Management Company
Baring International Fund Managers (Ireland) Limited

Investment Manager
Baring Asset Management Limited

Share Classes
USD/EUR/GBP/AUD
(accumulating and distributing)

Distribution Frequency
Annual

Base Currency
USD

Benchmark³
MSCI AC ASEAN

PORTFOLIO MANAGERS

SooHai Lim, CFA
23 years of experience

Calista Lee
16 years of experience

Rainy Zhang, CFA
8 years of experience

FUND AWARDS⁴



AUGUST 2021 / FACTSHEET

OVERALL
MORNINGSTAR RATING™ *



1. The Fund invests primarily in equities and equity-related securities of companies incorporated in, or exercising the predominant part of their economic activity in, countries which are members of the Association of South-East Asian Nations (ASEAN), or quoted or traded on the stock exchanges in those countries.
2. The Fund is subject to risks, such as investment, equities and equity-related securities, liquidity, counterparty, currency risks and the risks of investing in small and mid-capitalisation companies.
3. The Fund's investment may be concentrated in the markets in ASEAN and the value of the Fund may be more volatile. Investing in emerging markets may involve increased risks, including liquidity, currency/currency control, political and economic uncertainties, legal and taxation, settlement, custody and volatility risks.
4. The Fund may invest in derivatives for investment or efficient portfolio management purposes which may involve counterparty/credit, liquidity, valuation, volatility and over-the-counter transaction risks. Exposure to derivatives may lead to a high risk of significant loss by the Fund.
5. Dividends may be paid out of unrealised capital gains at the discretion of the Managers which would effectively represent paying dividend out of capital. This amounts to a return or withdrawal of part of an investor's original investment or any capital gains attributable to that original investment. Payment of dividends may result in an immediate reduction of the net asset value of the Fund per unit.
6. Investors may suffer substantial loss of their investments in the Fund.

OBJECTIVE

The investment objective of the Fund is to seek long-term capital growth primarily through investment in a diversified portfolio of ASEAN companies which could include Singapore, Thailand, the Philippines, Malaysia, Indonesia and Vietnam.

STRATEGY

Identify investment opportunities through a differentiated and innovative investment process using fundamental, bottom-up analysis.

PERFORMANCE %	Class A (Net) ²		CALENDAR YEAR PERFORMANCE %	Class A (Net) ²	
	Benchmark ³	Benchmark ³		Benchmark ³	Benchmark ³
August 2021	6.88	6.11	2020	12.72	-6.43
3 Months	5.55	-0.77	2019	15.52	8.53
Year to Date	14.58	0.68	2018	-12.88	-8.55
1 Year	29.46	14.58	2017	30.73	29.87
3 Years (Annualised)	12.44	-0.46	2016	5.06	5.98
3 Years (Cumulative)	42.17	-1.37			
5 Years (Annualised)	9.23	2.45			
5 Years (Cumulative)	55.51	12.87			

PAST PERFORMANCE IS NOT NECESSARILY INDICATIVE OF FUTURE RESULTS.

Source: Morningstar/Barings. An investment entails a risk of loss. Performance is shown in USD on a NAV per share basis, with gross income reinvested. If the investment return is denominated in currency other than USD/HKD, USD/HKD based investors are exposed to fluctuations in the exchange rate of the relevant currency against USD/HKD. Unless otherwise stated, all portfolio figures within this factsheet are as of the end of the month shown at the top of the front page.

1. This inception date represents the effective date of the change in the investment strategy and the change of fund name to Baring ASEAN Frontiers Fund. The fund name was subsequently changed to Barings ASEAN Frontiers Fund as of April 30, 2018.
2. Performance based on Class A USD Inc Share.
3. The benchmark is MSCI AC ASEAN (Total Net Return) Index. Please note that the use of a benchmark index is for comparative purpose only.
4. ASEAN Equity—Best-in-Class in BENCHMARK Fund of the Year Awards 2020 (Hong Kong, Singapore, Taiwan was based on the qualitative methodology and tools determined by BENCHMARK from October 1, 2019 to September 30, 2020.

*Morningstar Rating as of previous month end, please refer to page 3 for additional detail.

EQUITY PLATFORM¹

Barings manages USD382+ billion of equities, fixed income, real estate, and alternative assets globally

We focus on building high-conviction, research-driven equity solutions for our clients. We have a long history of being early investors in new and established markets.

- Global Equities
- Emerging Markets Equities
- Small-Cap Equities

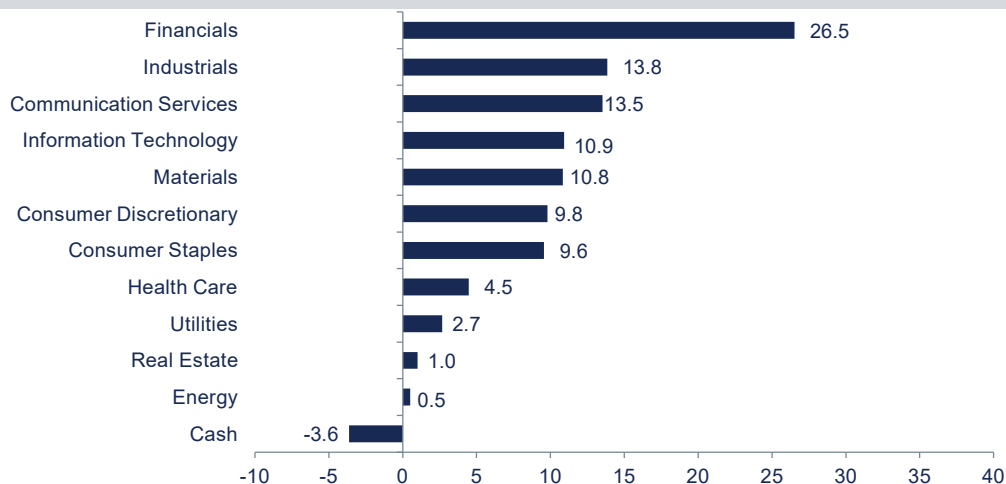
Equities investor base includes financial institutions, pensions, foundations and endowments and wholesale distributors

CHARACTERISTICS^{2,3}

BARINGS ASEAN FRONTIERS FUND

Number of Holdings	69
Active Share (%)	71.57
Off Benchmark (%)	38.79
Tracking Error (%) (3Y Ann)	8.68
Information Ratio (3Y Ann)	1.71
Standard Deviation (3Y Ann)	22.14
Alpha (3Y Ann)	15.50
Beta (Ex Ante)	1.03
Av. Market Cap (USD\$b)	31.25

TOP SECTOR WEIGHTING (% OF NAV)³



TOP HOLDINGS (% OF NAV)³

Sea Ltd	9.72
DBS Group	5.77
PT Bank Central Asia	5.21
United Overseas Bank	4.26
Bangkok Dusit Medical Services Public	3.25
International Container Terminal Services	2.79
Grab Holdings*	2.78
Press Metal Aluminium Holdings Berhad	2.78
PT Astra International	2.56
PT Bank Rakyat Indonesia	2.49

*represents a commitment to subscribe for the shares of Grab Holdings

TOP COUNTRY WEIGHTING (% OF NAV)³



1. Source: Barings, assets as of 30 June 2021.
2. Risk statistics based on gross performance.
3. As of 31 August 2021.

Offering documents can be downloaded here:

Key Facts Statement



Prospectus



Interim Report



Annual Report



TO LEARN MORE PLEASE CONTACT YOUR LOCAL BARINGS TEAM

Asia-Pacific based enquiries:
apac.info@barings.com

General enquiries:
info@barings.com

CLASS A FEE SCHEDULE		CLASS A ACTIVE IDS			
Investment Size	Fees	Name	ISIN	Bloomberg	Lipper
Initial: £2,500/€3,500/USD5,000/ AUD6,000	Initial: up to 5.00% Annual Management	AUD ACC**	IE00BFDTF255	BARFADH ID	68242822
Subsequent: £500/€500/USD500/AUD500	Fee: 1.25%	EUR INC	IE0004868828	BRGPAGE ID	60013071
		EUR ACC	IE00B4MTNB49	BABAF AE ID	68384943
		GBP INC	IE00B3BC5T90	BASEANG ID	65125893
		USD INC	IE0000830236	BRGPACI ID	60000684
		USD ACC	IE00B59JG481	BAFRAUA ID	68147403

Please refer to prospectus for additional information. Please contact your distributor for all other share classes available for local subscriptions. **Hedged class.

Note: ©2021 Morningstar. All Rights Reserved. The information contained herein: (1) is proprietary to Morningstar and/or its content providers; (2) may not be copied or distributed; and (3) is not warranted to be accurate, complete or timely. Neither Morningstar nor its content providers are responsible for any damages or losses arising from any use of this information. Past performance is no guarantee of future results.

Barings ASEAN Frontiers Fund Class A USD Inc Share was rated against the following numbers of EAA Fund ASEAN Equity investments over the following time periods: 66 investments in the last three years, 53 investments in the last five years, and 26 investments in the last ten years. Past performance is no guarantee of future results.

Morningstar Rating is for Class A USD Inc Share only; other classes may have different performance characteristics.

This document is not intended as an offer or solicitation for the purchase or sale of any financial instrument. This document has been prepared for informational purposes only and is not intended to provide, and should not be relied on for, accounting, legal or tax advice.

Investment involves risks. Past performance is not indicative of future performance. Please refer to the offering documents for the details of the Fund and all the risk factors. Investors should not only base on this document alone to make investment decisions.

For Singapore Investors: The Fund is registered as a restricted foreign scheme in Singapore. The offering document of the Fund has not been registered as a prospectus with the Monetary Authority of Singapore. Accordingly, statutory liability under the Securities and Futures Act, Chapter 289 of Singapore (the "SFA") in relation to the content of prospectus would not apply. This document is only distributed to (i) institutional investors, and (ii) accredited investors and other relevant persons in Singapore in accordance with section 304 and 305 of the SFA, or any other applicable provision of the SFA.

This document is issued by Baring Asset Management (Asia) Limited. It has not been reviewed by the Securities and Futures Commission of Hong Kong.

Baring Asset Management (Asia) Limited - 35/F Gloucester Tower, 15 Queen's Road Central, Hong Kong

CONTACT US (Calls may be recorded and monitored): +852 2841 1411
www.barings.com



2021年8月 / 基金月度報告

基金資料

基金規模
545.7 百萬美元

成立日期
2008年8月1日¹

註冊地
愛爾蘭，
可轉讓證券集體投資計劃基金

交易頻率
每日

管理公司
Baring International Fund
Managers (Ireland) Limited

投資經理
Baring Asset Management
Limited

股份類別
美元 / 歐元 / 英鎊 / 澳元
(累積及分派類別)

派息頻率
年度

基本貨幣
美元

基準指數³
MSCI 綜合東協指數

基金經理

林素亥，特許金融分析師
23年經驗

李愛寬
16年經驗

張雨婷，特許金融分析師
8年經驗

基金獎項⁴



1. 本基金主要投資於在東南亞國協會 (ASEAN, Association of South-East Asian Nations) 成員國註冊成立的公司，或在該等國家進行其主要經濟活動的公司，或在該等國家的證券交易所掛牌或買賣的股票及股票相關證券。
2. 本基金涉及投資、股票及股票相關證券、流動性、對手方、貨幣風險及投資於小型及中型公司所附帶的風險。
3. 本基金可集中投資於在東南亞國協會的市場，而導致本基金的價值可能較為波動。投資於新興市場或須承受包括流動性、貨幣 / 貨幣管制、政治及經濟不確定性、法律及稅務、結算、託管及波動性等額外風險。
4. 本基金可投資於衍生工具作投資或有效投資組合管理用途。與衍生工具相關的風險包括對手方 / 信貸、流動性、估值、波動性及場外交易等風險。投資於衍生工具可能導致本基金承受重大虧損的高度風險。
5. 基金經理可酌情以未變現資本收益支付股息，這將被視為實際上從資本支付股息。從資本支付股息即相當於從投資者的原有投資或自該原有投資應佔的任何資本收益中退還或提取部分款項。支付股息可能導致本基金的每單位資產淨值即時下跌。
6. 投資者投資於本基金可能蒙受重大損失。

投資目標

本基金的投資目標旨在主要透過投資於東盟公司的一個多元化投資組合，當中可能包括新加坡、泰國、菲律賓、馬來西亞、印尼及越南，以尋求長期的資本增值。

投資策略

以基本因素「由下而上」的分析，透過一個差異化及創新的投資流程以識別投資機會。

基金表現 (%)	A 類別 (淨計) ²	基準指數 ³	年度表現 (%)	A 類別 (淨計) ²	基準指數 ³
2021年8月	6.88	6.11	2020	12.72	-6.43
3個月	5.55	-0.77	2019	15.52	8.53
年初至今	14.58	0.68	2018	-12.88	-8.55
1年	29.46	14.58	2017	30.73	29.87
3年(年度化)	12.44	-0.46	2016	5.06	5.98
3年(累積)	42.17	-1.37			
5年(年度化)	9.23	2.45			
5年(累積)	55.51	12.87			

過往表現不一定反映未來績效。

資料來源：Morningstar / 霸菱。投資須承擔損失的風險。表現數據以美元計值及以每股資產淨值計算，總收益用於再投資。若投資收益以美元 / 港元以外的貨幣計算，以美元 / 港元作出投資的投資者需承受有關外幣兌美元 / 港元兌換率波動的風險。除非另有說明，否則本月度報告中所載投資組合的數據均截至本頁上方所示的月底。

1. 成立日期為投資策略變更及基金名稱更改至霸菱大東協基金的生效日期。
2. 表現以 A 類別美元收益計算。
3. 基準指數為 MSCI 綜合東協總額淨回報指數。請注意基準指數僅作為比較之用。
4. 2020《指標》年度基金大獎(香港、台灣及新加坡)的東協股票基金一同級最佳獎乃按照 2019年10月1日至 2020年9月30日《指標》所指定之計量方法及工具頒發。

*Morningstar 晨星綜合評級為截至前一個月底的評級，有關更多詳情請參閱第三頁。

股票投資平台¹

霸菱於全球管理總值超過
3,820 億美元的股票、固定收
益、房地產及另類資產

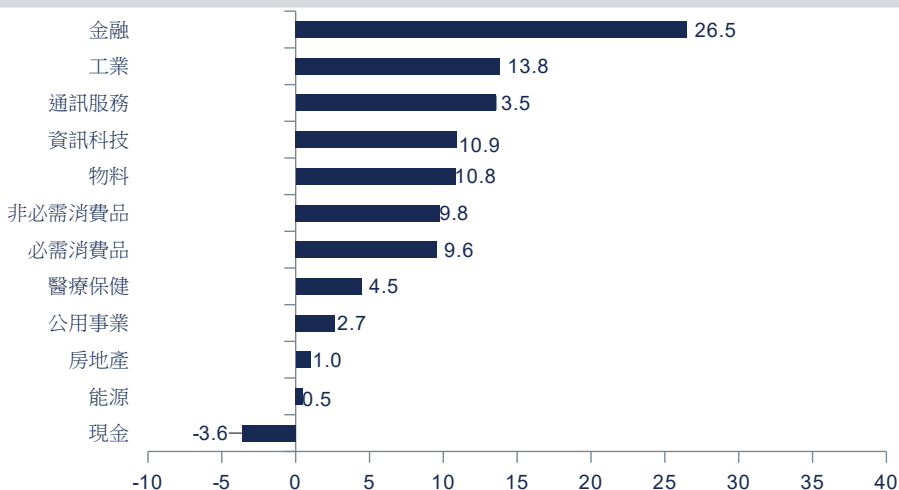
我們專注於為客戶構建具有高
信念度及以研究推動的股票投
資方案。我們於新興市場和成
熟市場有長久的投資經驗

- 環球股票
- 新興市場股票
- 小型股票

股票投資者包括金融機構、退
休金、基金會及捐贈基金和零
售分銷商

基金特徵 ^{2,3}	霸菱大東協基金
持有投資數目	69
主動投資比率 (%)	71.57
偏離指標 (%)	38.79
歷史跟蹤誤差 (%) (3 年年度化)	8.68
訊息比率 (3 年年度化)	1.71
標準差 (3 年年度化)	22.14
阿爾法系數 (3 年年度化)	15.50
貝他系數 (事前預測)	1.03
平均市值 (十億美元)	31.25

主要行業比重 (佔資產淨值 %) ³

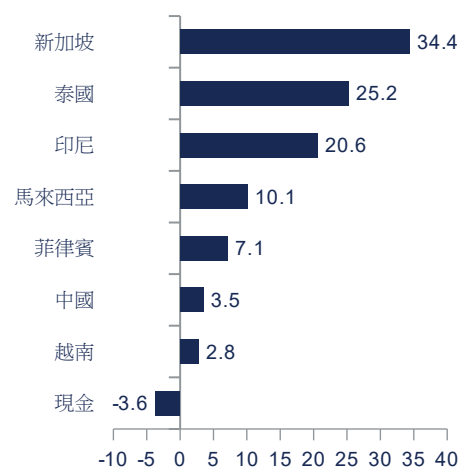


主要投資 (佔資產淨值 %) ³

Sea Ltd	9.72
DBS Group	5.77
PT Bank Central Asia	5.21
United Overseas Bank	4.26
Bangkok Dusit Medical Services Public	3.25
International Container Terminal Services	2.79
Grab Holdings*	2.78
Press Metal Aluminium Holdings Berhad	2.78
PT Astra International	2.56
PT Bank Rakyat Indonesia	2.49

*代表承諾認購 Grab Holdings 的股份

主要地區比重 (佔資產淨值 %) ³



銷售文件可於此下載：

產品資料概覽



基金章程



中期報告



年度報告



1. 資料來源：霸菱，資產規模截至 2021 年 6 月 30 日。
2. 風險統計以總額表現計算。
3. 截至 2021 年 8 月 31 日。

如欲了解更多，請聯絡霸菱團隊

亞太區查詢：
apac.info@barings.com一般查詢：
info@barings.com

A 類別費用詳情		A 類別活躍股份編號			
認購金額	費用	類別	ISIN	彭博	理柏
首次投資額： 2,500 英鎊 / 3,500 歐元 / 5,000 美元 / 6,000 澳元	認購費（初次手續費）： 最高 5.00% 年度管理費：1.25%	澳元累積**	IE00BFDTF255	BARFADH ID	68242822
其後投資額： 500 英鎊 / 500 歐元 / 500 美元 / 500 澳元		歐元收益	IE0004868828	BRGPAGE ID	60013071
		歐元累積	IE00B4MTNB49	BABAF AE ID	68384943
		英鎊收益	IE00B3BC5T90	BASEANG ID	65125893
		美元收益	IE0000830236	BRGPACI ID	60000684
		美元累積	IE00B59JG481	BAFRAUA ID	68147403

詳情請參閱基金章程。請聯絡閣下的分銷商以查詢所有其他可供當地投資者認購的股份類別。 ** 對沖類別。

附註：©2021 Morningstar。版權所有。本文所載資料：(1) 屬 Morningstar 及／或其內容提供商專有；(2) 不得複印或分發；及 (3) 不保證準確、完整或適時。Morningstar 及其內容提供商概不就因使用本資料而引致的任何損害或損失承擔任何責任。過往表現並不保證未來業績。

霸菱大東協基金 A 類別美元收益股份與 EAA 基金大東協股票投資於過去三年內 66 項投資、過去五年內 53 項投資及過去十年內 26 項投資作比較以進行評級。過往表現並不保證未來業績。

晨星評級只適用於 A 類別美元收益股份，並不代表其他類別的表現。

本文件並不構成買賣任何金融工具的要約或邀請。本文件僅供資訊用途，不應被視為提供或依賴為會計、法律或稅務建議。

投資涉及風險。過往表現不可作為未來表現的指標。投資者應細閱發售文件所載基金詳情及風險因素。投資者不應僅根據本文件而作出投資決定。

適用於新加坡投資者：本基金於新加坡註冊為限制類外商計劃 (restricted foreign scheme)。本基金的發售文件尚未於新加坡金融管理局註冊。因此，新加坡證券及期貨條例第 289 章有關基金章程內容的法定責任將不適用。本文件只分發予根據新加坡證券及期貨條例第 304 及 305 條，及其他適用之條例所定義的在新加坡的 (i) 機構投資者及 (ii) 認可投資者 (accredited investors) 及其他相關人士。

本文件由霸菱資產管理（亞洲）有限公司發行，並未經香港證監會審閱。

霸菱資產管理（亞洲）有限公司 — 香港皇后大道中 15 號告羅士打大廈 35 樓

聯絡我們（通話可能被紀錄及監察）：+852 2841 1411
www.barings.com