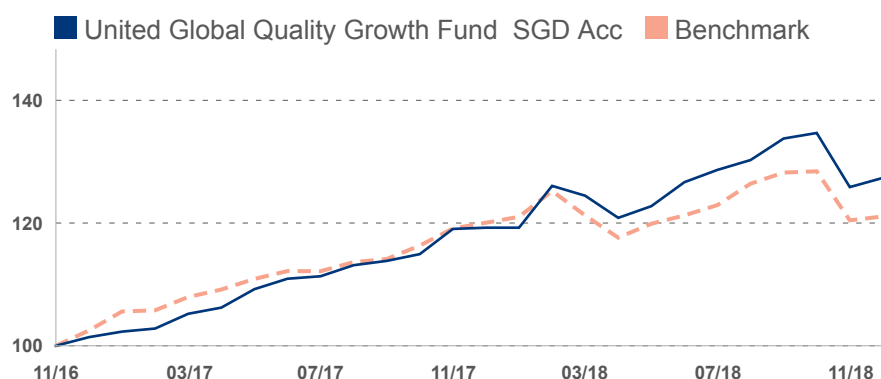


# United Global Quality Growth Fund

## Investment Objective

The Sub-Fund seeks to provide long-term total return by investing in equity and equity related securities of companies listed and traded on stock exchanges globally.

## Fund Performance Since Inception in Base Currency



Fund performance is calculated on a NAV to NAV basis.  
Benchmark: MSCI AC World Index

## Fund Information

### Fund Size

SGD 318.43 mil

### Base Currency

SGD

## Contact Details

UOB Asset Management Ltd  
80 Raffles Place #03-00  
UOB Plaza 2  
Singapore 048624

### Hotline

1800 22 22 228(8am to 8pm  
daily, Singapore time)

### Email

uobam@UOBGroup.com

### Website

uobam.com.sg

| Performance<br>By Share Class           | Cumulative Performance<br>(%) |       |       |      | Annualised Performance<br>(%) |    |     |                 |
|---|-------------------------------|-------|-------|------|-------------------------------|----|-----|-----------------|
|   | 1M                            | 3M    | 6M    | 1Y   | 3Y                            | 5Y | 10Y | Since<br>Incept |
| <b>SGD Acc</b>                          |                               |       |       |      |                               |    |     |                 |
| Fund NAV to NAV                         | 1.20                          | -4.81 | 0.56  | 6.84 | --                            | -- | --  | 12.57           |
| Fund<br>(Charges applied <sup>^</sup> ) | -3.86                         | -9.57 | -4.47 | 1.49 | --                            | -- | --  | 9.79            |
| Benchmark                               | 0.52                          | -5.60 | -0.14 | 0.86 | --                            | -- | --  | 9.82            |
| <b>SGD Acc (Hedged)</b>                 |                               |       |       |      |                               |    |     |                 |
| Fund NAV to NAV                         | 2.10                          | -5.08 | -2.22 | --   | --                            | -- | --  | -3.38           |
| Fund<br>(Charges applied <sup>^</sup> ) | -3.00                         | -9.83 | -7.10 | --   | --                            | -- | --  | -8.21           |
| Benchmark                               | 0.52                          | -5.60 | -0.14 | --   | --                            | -- | --  | -0.25           |
| <b>SGD Dist</b>                         |                               |       |       |      |                               |    |     |                 |
| Fund NAV to NAV                         | 1.27                          | -4.84 | 0.55  | 6.93 | --                            | -- | --  | 12.29           |
| Fund<br>(Charges applied <sup>^</sup> ) | -3.79                         | -9.60 | -4.47 | 1.58 | --                            | -- | --  | 9.53            |
| Benchmark                               | 0.52                          | -5.60 | -0.14 | 0.86 | --                            | -- | --  | 10.64           |

# United Global Quality Growth Fund

| Performance<br>By Share Class | Cumulative Performance (%) |       |       |    | Annualised Performance (%) |    |     |              |
|-------------------------------|----------------------------|-------|-------|----|----------------------------|----|-----|--------------|
|                               | 1M                         | 3M    | 6M    | 1Y | 3Y                         | 5Y | 10Y | Since Incept |
| SGD Dist (Hedged)             |                            |       |       |    |                            |    |     |              |
| Fund NAV to NAV               | 2.06                       | -5.24 | --    | -- | --                         | -- | --  | -3.71        |
| Fund (Charges applied^)       | -3.04                      | -9.98 | --    | -- | --                         | -- | --  | -8.52        |
| Benchmark                     | 0.52                       | -5.60 | --    | -- | --                         | -- | --  | -1.86        |
| B SGD Acc                     |                            |       |       |    |                            |    |     |              |
| Fund NAV to NAV               | 1.27                       | -4.68 | 0.78  | -- | --                         | -- | --  | 4.01         |
| Fund (Charges applied^)       | -3.80                      | -9.45 | -4.26 | -- | --                         | -- | --  | -1.19        |
| Benchmark                     | 0.52                       | -5.60 | -0.14 | -- | --                         | -- | --  | -3.05        |

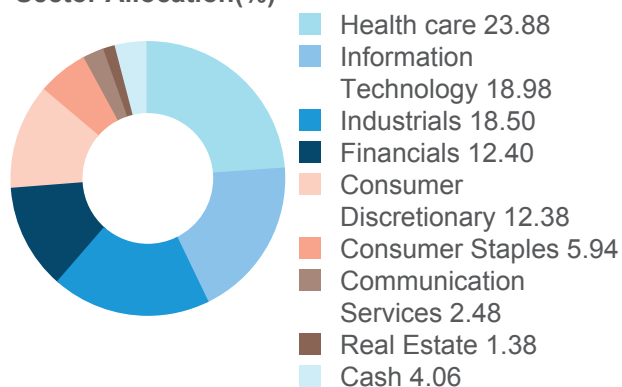
Source: Morningstar. Performance as at 30 November 2018, SGD basis, with dividends and distributions reinvested, if any. Performance figures for 1 month till 1 year show the % change, while performance figures above 1 year show the average annual compounded returns. Since inception performance under 1 year is not annualised.

^Includes the effect of the subscription fee applied.

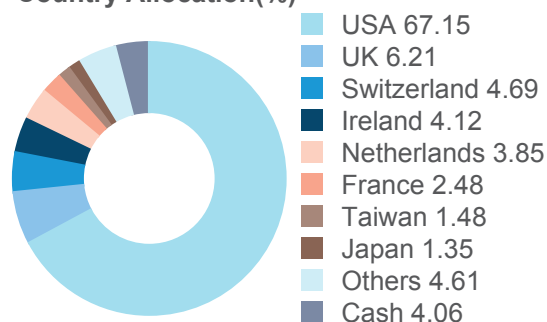
# United Global Quality Growth Fund

## Portfolio Characteristics

### Sector Allocation(%)



### Country Allocation(%)



### Top 10 Holdings(%)

|                        |      |                     |      |
|------------------------|------|---------------------|------|
| MICROSOFT CORP         | 2.89 | ABBOTT LABORATORIES | 1.87 |
| AMAZON.COM INC         | 2.51 | JPMORGAN CHASE & CO | 1.81 |
| ALPHABET INC           | 2.48 | ELI LILLY & CO      | 1.76 |
| UNITEDHEALTH GROUP INC | 2.13 | NESTLE SA           | 1.75 |
| VISA INC               | 1.95 | NOVARTIS AG         | 1.71 |

## Share Class Details

| Share Class       | NAV Price | Bloomberg Ticker | ISIN Code    | Inception Date | Subscription mode |
|-------------------|-----------|------------------|--------------|----------------|-------------------|
| SGD Acc           | SGD 1.266 | UOBGQGSA SP      | SG9999014880 | Nov 16         | Cash, SRS         |
| SGD Acc (Hedged)  | SGD 0.971 | UGQGSAH SP       | SG9999018857 | Mar 18         | Cash, SRS         |
| SGD Dist          | SGD 1.276 | UOBGQGSD SP      | SG9999014898 | Nov 16         | Cash, SRS         |
| SGD Dist (Hedged) | SGD 0.940 | UGQGSDH SP       | SG9999018865 | Jun 18         | Cash, SRS         |
| B SGD Acc         | SGD 1.038 | UGQGBSA SP       | SG9999017495 | Jan 18         | Cash, SRS         |

| Share Class       | Min. initial investment | Min. subsequent investment | Subscription fee(%) | Annual management fee(%) |
|-------------------|-------------------------|----------------------------|---------------------|--------------------------|
| SGD Acc           | SGD 1,000               | SGD 500                    | 5                   | 1.50                     |
| SGD Acc (Hedged)  | SGD 1,000               | SGD 500                    | 5                   | 1.50                     |
| SGD Dist          | SGD 1,000               | SGD 500                    | 5                   | 1.50                     |
| SGD Dist (Hedged) | SGD 1,000               | SGD 500                    | 5                   | 1.50                     |
| B SGD Acc         | SGD 500,000             | SGD 100,000                | 5                   | 1.00                     |

# United Global Quality Growth Fund

## Dividends

| Share Class       | Expected Frequency | Last Distribution | Annualized Yield(%) | Ex-Div Date |
|-------------------|--------------------|-------------------|---------------------|-------------|
| SGD Dist          | --                 | 0.01225800        | 1.89                | 01 Oct 18   |
| SGD Dist (Hedged) | --                 | 0.00909000        | --                  | 01 Oct 18   |

# United Global Quality Growth Fund

## Important Notice & Disclaimers

Investors should consider carefully whether to subscribe for units in the base currency of the Fund or for units in various classes which are denominated in their respective currencies. The difference in the performances of the Fund in various currencies, if applicable, is a reflection of fluctuating exchange rates during the relevant period.

A prospectus for the fund(s) (the "Fund(s)") may be obtained from the Manager or any of its appointed distributors. Investors should read the prospectus before deciding whether to subscribe for or purchase units in the Fund(s) ("Units"). All applications for Units must be made on application forms accompanying the prospectus or otherwise as described in the prospectus. **Past performance of the Fund(s) or the Manager and any prediction, projection or forecast on the economy or markets are not necessarily indicative of the future or likely performance of the Fund(s) or the Manager.** Any extraordinary performance may be due to exceptional circumstances which may not be sustainable. The value of Units and any income from the Fund(s) may fall as well as rise. The above information is strictly for general information only and must not be construed as an offer or solicitation to deal in Units, nor a recommendation to invest in any company mentioned herein. Investments in unit trusts are not obligations of, deposits in, or guaranteed or insured by UOB, UOBAM, or any affiliates or distributors. The Fund may use or invest in financial derivative instruments and you should be aware of the risks associated with investments in financial derivative instruments which are described in the Fund's prospectus. An investment in unit trusts is subject to investment risks and foreign exchange risks, including the possible loss of the principal amount invested. Investors may wish to seek advice from a financial adviser before making a commitment to invest in Units. In the event an investor chooses not to seek advice from a financial adviser, the investor should consider carefully whether the Fund(s) is/are suitable for him.

This publication has not been reviewed by the Monetary Authority of Singapore.

UOB Asset Management Ltd Company Reg No. 198600120Z



RIGHT BY YOU