



ALLIANCEBERNSTEIN®

AB - European Income Portfolio

聯博 - 歐洲收益基金

Important Information 重要事項

- The portfolio invests primarily in Euro- or European currency-denominated investment-grade and non investment grade fixed income securities of European companies and governments. 本基金主要投資於由歐元或歐洲貨幣計價的投資級別及非投資級別的歐洲公司及政府的固定收益證券。
- In light of ongoing concerns over the sovereign debt risk of countries within the Eurozone, the Portfolio's investments in the region may be subject to higher volatility, liquidity, currency and default risk. Any adverse events, such as credit downgrade of a sovereign or exit of EU members from the Eurozone, may have a negative impact on the value of the Portfolio. 鑑於當前的歐元區國家主權債務風險憂慮持續，本基金於區內的投資可能面臨較高的波動性、流動性、貨幣及違約風險。任何不利的事件（例如：主權信貸評級下調或歐盟成員國退出歐元區）均可能對本基金的價值造成負面影響。
- Invest in emerging markets is subject to higher volatility and higher risks (e.g. liquidity risk, currency risk, political risk, regulatory risk, economic risk, legal and taxation risk, settlement risk and custody risk). 投資於新興市場面對較高的波動性及較高的風險（例如流動性風險、貨幣風險、政治風險、監管風險、經濟風險、法律及稅務風險、結算風險及託管風險）。
- Investment in the portfolio may also involve general investment risk, debt securities risk, illiquid assets risk, concentration risk, currency risk, Renminbi share class risk and management risk. Exposure to debt securities that are below investment grade and unrated can subject the Portfolio to higher volatility and greater risk of loss of principal and interest compared to higher-rated securities. The value of the portfolio can be volatile and can go down substantially within a short period of time. It is possible that the entire value of your investment in the portfolio can be lost. 投資於本基金亦可能涉及一般投資風險、債務證券風險、不流通資產風險、集中風險、貨幣風險、人民幣類別的相關風險及管理風險。與較高評級證券相比，評級低於投資級別及無評級的債務證券可導致本基金承受較高的波動性及較大的本金及利息損失風險。基金價格可反覆波動，並可在一段短時期內顯著下跌。閣下於本基金的投資可能會價值全失。
- The portfolio is entitled to use financial derivative instruments for hedging, risk management, efficient portfolio management and investment purposes which may involve include counterparty / credit risk, liquidity risk, valuation risk, volatility risk and over-the-counter transaction risk. The leverage element / component of a financial derivative instrument can result in a loss significantly greater than the amount invested in the financial derivative instrument by the Portfolio. Exposure to financial derivative instrument may lead to a high risk of significant loss by the Portfolio. 本基金可使用衍生工具達到對沖、風險管理、有效基金管理及投資的目的，這可能涉及交易對手/信貸風險、流動性風險、估值風險、波動性風險及場外交易風險。金融衍生工具的槓桿元素/成分可能導致損失遠高於本基金對金融衍生工具投資的金額。金融衍生工具的投資參與可能導致本基金遭受重大損失的高風險。
- Dividends may be paid from capital or effectively out of the capital of the Portfolio, which may amount to a partial return or withdrawal of an investor's original investment or from any capital gains attributable to that original investment and result in an immediate decrease of the Net Asset Value per Share. Distributions for hedged share classes may be adversely affected by differences in the interest rates of the reference currency and the Portfolio's base currency, resulting in a greater amount of distribution being paid out of capital than other non-hedged share classes. 本基金可從資本中或實際上以資本撥付派息（此舉可構成部分退回或撤回投資者原本的投資或來自原本投資應佔的任何資本收益，由此即時減低每股資產淨值。貨幣對沖股份類別的分派金額可能受到貨幣對沖股份類別的參考貨幣與本基金的基準貨幣之間利率差異的不利影響，導致從資本中撥付的分派金額比其他非對沖股份類別的更大。
- Investors should not rely on this document alone to make investment decisions. 投資者不應只依賴本文件而作出投資決定。

Portfolio Objective/ Strategy/ Key Features 基金目標/ 策略/ 特色

The Portfolio seeks to achieve a high current income with the potential for capital appreciation by investing in a diversified portfolio of Euro- or European currency-denominated investment grade and non-investment grade fixed income securities. The Portfolio may invest up to 50% of its total assets in securities that are rated below investment grade. In evaluating securities, the Investment Manager utilizes its internal credit analysis resources as well as financial and economic information obtained from other sources.

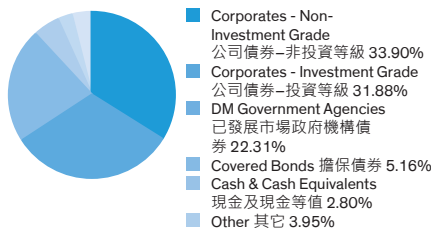
本基金透過分散投資於一個以歐元或歐洲貨幣計價、投資級別及非投資級別的固定收益證券，以獲取高收益及本金增值的潛力。本基金最多可將總資產的 50% 投資在低於投資級別的證券。投資經理善用其內部的信貸分析資源及外在的財務及經濟資訊來評估此類證券。

Profile 基金資料

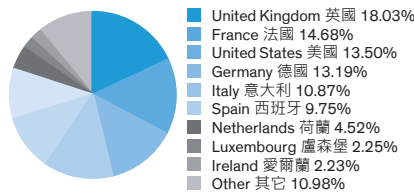
| | |
|--|--|
| Domicile 註冊地點 | Luxembourg 盧森堡 |
| Inception Date 基金成立日 | 26/02/1999 (Class A – EUR) (A 股 – 歐元) |
| Fiscal Year End 財政年度終結 | 31 August (8月31日) |
| Net Assets 淨資產 | €1,266.57 Million 百萬歐元 |
| Subscription/Redemption 認購/贖回 | Daily 每日 |
| Base Currency 基準貨幣 | EUR 歐元 |
| Reporting Currencies 其他報價貨幣 | USD 美元 |
| Currency Hedged Share Classes ¹ 貨幣對沖股份類別 ¹ | AUD, HKD, RMB, SGD, USD 澳元、港元、人民幣、新加坡元、美元 |
| Effective Duration (Years) 有效存續期 (年) | 5.14 |
| Average Credit Quality 平均信貸質素 | BBB |
| Initial Sales Charge ¹ 首次銷售費 ¹ | Up to 最多為 5.00% (Class A, A2, AA & AT 股) |
| Management Fee ² 管理費 ² | 1.10% |
| Management Company Fee ² 管理公司費 ² | 0.10% |
| Total No. Of Holdings 總持股數量 | 562 |
| Portfolio Management Team 基金管理團隊 | Scott DiMaggio, CFA Gershon Distenfeld, CFA Jamie Harding John Taylor |

Portfolio Composition[^] 投資組合配置[^]

Top Sectors 最高行業分佈



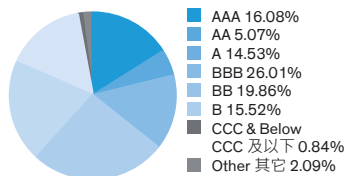
Country Allocation 國家分佈



Net Currency Exposure 淨貨幣分佈

| | |
|----------|---------|
| Euro 歐元 | 100.01% |
| Other 其它 | -0.01% |

Credit Quality^{^^} 信貸評級^{^^}



[^] Holdings are expressed as a percentage of total investments and may vary over time. 投資組合配置比重以總投資比重之百分比表示，可能隨時間而改變。

^{^^} The highest of S&P, Moody's, Fitch, or other nationally recognized statistic rating organizations (NRSROs). Not rated securities are those rated by another NRSRO and/or AllianceBernstein (AB). Credit quality is a measure of the creditworthiness and risk of a bond or portfolio, based on the issuer's financial condition. AAA is highest and D is lowest. Ratings may not accurately reflect credit risk and are subject to change. 選取標準普爾、穆迪、惠譽或另外其他國家認可的評級機構的最高評級作分類。無評級的證券指由其他評級機構和/或聯博評級的證券。信貸質素乃衡量發行人財務狀況對其債券或基金而言的信貸度及風險。AAA 為最高評級，D 為最低評級。評級可能無法準確反映信貸風險及可能會有所變動。

1. As a percentage of purchase price for Classes A, A2, AA and AT only. 適用於 A 股, A2 股, AA 股及 AT 股之費用，以認購價格之百分比計算。
2. As an annual percentage of average daily Net Asset Value. 以每日平均資產淨值之年度百分比率計費用。

For fees applicable to other share classes, please refer to the offering documents for details.

有關其他股份類別的費用詳情，請參閱基金銷售文件。

Offering documents can be downloaded from "Quick Links" Section: 基金銷售文件可於「重要文件」一欄下載:



English

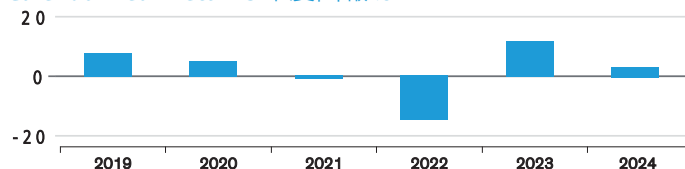


中文

Top 10 Holdings 十大持股

| | Holding 持股量 |
|---|---------------|
| Bundesrepublik Deutschland 6.25%, 01/04/30 | 6.23% |
| Spain Government Bond 5.75%, 07/30/32 | 3.92% |
| Italy Buoni Poliennali Del Tesoro 6.00%, 05/01/31 | 3.27% |
| French Republic Govt Bond OAT 5.75%, 10/25/32 | 2.27% |
| European Union 3.375%, 10/05/54 | 1.50% |
| United Kingdom Gilt 4.375%, 07/31/54 | 1.44% |
| Finland Government Bond 4.00%, 07/04/25 | 1.32% |
| Spain Government Bond 5.15%, 10/31/44 | 1.23% |
| ASR Nederland NV 3.375%, 05/02/49 | 1.03% |
| Ireland Government Bond 5.40%, 03/13/25 | 1.01% |
| Total 合共 | 23.22% |

Calendar Year Returns 年度回報%



| | 2019 | 2020 | 2021 | 2022 | 2023 | 2024 YTD 年初迄今 |
|----------------------|------|------|-------|--------|-------|---------------|
| Class A – EUR A 股-歐元 | 7.45 | 4.44 | -0.37 | -14.35 | 11.34 | 2.65 |

Cumulative Total Returns 總累積回報%

| | 1 Year (年) | 3 Year (年) | 5 Year (年) | 10 Year (年) | Since Inception 成立迄今 |
|----------------------|------------|------------|------------|-------------|----------------------|
| Class A – EUR A 股-歐元 | 9.35 | -3.03 | 1.06 | 17.03 | 116.15 |

Please refer to Profile section for Inception Date of Class A - EUR. 請見基金資料有關 A 股 - 歐元的成立日。

Source: AllianceBernstein (AB), calculated on a NAV-to-NAV basis, with dividend reinvested, in Euros. 資料來源: AB, 按資產淨值比資產淨值計算, 股息用於再投資, 以歐元計。

Past performance is no guarantee of future results. Total returns, provided by AB, include the change in net asset value and reinvestment of any distributions paid on Portfolio shares for the period shown, but do not reflect sales charges. The information on this page is for information purposes only and should not be construed as an offer to sell, or solicitation of an offer to buy, or a recommendation for the securities of the Portfolio.

過往的業績不保證將來的表現。AB 所提供的總回報包括期內之資產淨值變化及股息或利息之再投資, 但是並不反映認購費。本頁資訊僅作參閱之用, 不應被視作銷售或誘導讀者購買或推薦本基金之證券。

† Currency-hedged share classes use hedging techniques in an attempt to reduce – but not eliminate – fluctuations between the investor's holdings in a particular currency-hedged share class denominated in the investor's investing currency and the portfolio's base currency. The goal is to deliver returns that track the portfolio's base currency returns more closely.

† 對沖股份類別運用對沖技術, 嘗試減低 (但並不能完全消除) 基金基準貨幣與投資者所持有的對沖股份類別的投資貨幣之間的匯率波動, 其目的是達致更接近以基準貨幣計算的回報。

Due to rounding, numbers presented throughout this document may not add up precisely to the totals provided and percentages may not precisely reflect the absolute figures.

由於四捨五入, 本文列示的數據總和未必與所提供的總額完全相同, 而百分比亦未必準確反映絕對數字。

Investment in the Fund entails certain risks. Investment returns and principal value of the Fund will fluctuate so that an investor's shares, when redeemed, may be worth more or less than their original cost. Dividends are not paid for all share classes and are not guaranteed. The Fund is meant as a vehicle for diversification and does not represent a complete investment program. Returns denominated in a currency other than the base currency of the fund may increase or decrease as a result of foreign exchange currency fluctuations. The Portfolio is denominated in Euro. Non-Euro based investors may therefore be subject to the risk of an unfavorable change in the rate of exchange between the Euro and the relevant currency. These and other risks are described in the Fund's prospectus. Prospective investors should read the prospectus including risk factors carefully and discuss risk and the fund's fees and charges with their financial adviser to determine if the investment is appropriate for them.

投資於本基金須承擔若干風險。投資於本基金的回報及本金值會有波動, 故投資者的股份在贖回時的價值可能高於或低於原來成本。並非所有股份類別均可獲派息, 亦無派息保證。本基金旨在作為分散投資的工具, 並非完整投資計劃。以基金基準貨幣以外的貨幣所計價的回報, 可能受外匯波動有所增加或減少。本基金以歐元為基準貨幣。以非歐元為基礎的投資者因此可能受有關貨幣與歐元匯率波動之風險所帶來的不利影響。此等風險以及其他風險在本基金認購章程內有說明。準投資者應細閱認購章程及其風險因素, 並與其理財顧問商討本基金的風險及各項費用, 以確定是否適合投資。

This information is directed solely at persons in jurisdictions where the funds and relevant share class are registered or who may otherwise lawfully receive it. Before investing, investors should review the fund's full prospectus, together with the fund's Product Key Facts and the most recent financial statements. Copies of these documents, including the latest annual report and, if issued thereafter, the latest semi-annual report, may be obtained free of charge from www.abfunds.com.hk or by contacting the local distributor in the jurisdictions in which the funds are authorized for distribution.

此信息只針對本基金和相關股份類別已註冊之司法權區內人士或其他方式合法接收之人士。投資前, 投資者應審查基金的認購章程全文, 連同基金的產品資料概要, 以及最近期的財務報表。這些文件的副本, 其中包括最近期的年度報告, 以及如果其後頒布者, 則為最近期的中期報告, 可瀏覽 www.abfunds.com.hk 或聯繫基金獲授權經銷司法權區的當地經銷商免費索取。

The Portfolio is part of AB FCP I (referred to as "AB"). AB is a mutual investment fund (fonds commun de placement) organized under the laws of the Grand Duchy of Luxembourg. Prior to 5 February 2016, AB's legal name was ACMBernstein, its trading name was AllianceBernstein.

本基金為 AB FCP I (即「聯博」) 旗下的一個投資組合。聯博是根據盧森堡大公國法律組成的互惠投資基金 (fonds commun de placement), 法定名稱為 AB FCP I。在 2016 年 2 月 5 日之前, 聯博的法定名稱為 ACMBernstein, 營業名稱為 AllianceBernstein。

This document is issued by AllianceBernstein Hong Kong Limited and has not been reviewed by the Securities and Futures Commission.

此文件的發行者是聯博香港有限公司及未經證監會審閱。

©2024 AllianceBernstein L.P. The [A/B] logo is a service mark of AllianceBernstein and AllianceBernstein® is a registered trademark used by permission of the owner, AllianceBernstein L.P.

©2024 AllianceBernstein L.P. [A/B] 標誌為 AllianceBernstein 的服務標記, 而 AllianceBernstein® 為註冊商標, 須獲得其擁有人 AllianceBernstein L.P. 的批准方可使用。

NAV, Yield & Dividend Information (as of 31/08/2024)[†]

資產淨值、息率及股息資料 (截至 2024 年 08 月 31 日)[†]

A, AT & AA share classes below intend to pay monthly dividends. Dividend amount/distribution rate is not guaranteed and may be paid from capital of the Portfolio. (See Important Information 6)

Annualized yield is calculated with the following formula: monthly dividend of the month x 12 / ex-dividend price of the month x 100. Positive distribution yield does not imply positive return. The historical data provided below are for information purposes only and do not imply prospective yields of the Portfolio.

A, AT 及 AA 股份類別旨在提供每月派息。派息並無保證及可從資本中支付。(注意重要事項 6)
年度化息率按以下程式計算: 以當月份之派息 x 12 / 除息價格 x 100。正派息率並不表示本基金將錄得正回報。以下所提供的過往數據僅作參閱之用, 並不代表基金未來的年息率。

| | NAV 基金淨值 | Yield 息率 | Dividend 股息 | Bloomberg | ISIN |
|----------------------------------|----------|----------|-------------|------------|--------------|
| Class A – EUR A 股-歐元 | 5.94 | 4.02 | 0.0199 | ACMEIAI:LX | LU0095025721 |
| Class A2 – EUR A2 股-歐元 | 21.47 | - | - | ACMEIRI:LX | LU0095024591 |
| Class A2 – USD(H) A2 股-美元 (對沖) | 20.47 | - | - | AEIA2UH:LX | LU1113143496 |
| Class AA – EUR AA 股-歐元 | 10.49 | 5.41 | 0.0473 | ABEIAAI:LX | LU1008670876 |
| Class AA – HKD(H) AA 股-港元 (對沖) | 70.03 | 5.77 | 0.3369 | AEIAAHK:LX | LU1069347893 |
| Class AA – AUD(H) AA 股-澳元 (對沖) | 10.22 | 6.04 | 0.0514 | ABEAAUD:LX | LU1008671098 |
| Class AA – RMB(H) AA 股-人民幣 (對沖) | 69.79 | 4.35 | 0.2528 | ABEAARH:LX | LU1165978963 |
| Class AA – SGD(H) AA 股-新加坡元 (對沖) | 10.42 | 5.41 | 0.0470 | ABASGHI:LX | LU1035781167 |
| Class AA – USD(H) AA 股-美元 (對沖) | 10.72 | 6.81 | 0.0608 | ABEAUSD:LX | LU1013768186 |
| Class AT – EUR AT 股-歐元 | 5.94 | 4.04 | 0.0200 | ACMEIAT:LX | LU0173638916 |
| Class AT – AUD(H) AT 股-澳元 (對沖) | 12.63 | 4.67 | 0.0491 | ABEATAH:LX | LU0539801802 |
| Class AT – SGD(H) AT 股-新加坡元 (對沖) | 12.10 | 4.05 | 0.0408 | ABATSGH:LX | LU1035781084 |
| Class AT – USD(H) AT 股-美元 (對沖) | 13.18 | 5.43 | 0.0596 | ABEATUH:LX | LU0539802446 |