

Schroders

Schroder U.S. Dollar Money Fund

Accumulation USD | Data as at 31.08.2021

Important Information

The fund invests in short term deposits and money market instruments denominated in USD.

•Investment in the fund is not in the nature of a deposit in a bank account and is neither guaranteed nor protected. Investors may be subject to loss.

•Investment in money market and fixed income instruments is subject to interest rates risks, credit risk, counterparty and settlement risk, etc. .

•The fund invests primarily in US Dollar instruments and subjects to higher level of concentration risks than a fund investing in a more diversified portfolio/strategy.

You should not make any investment decision solely based on this document. Please read the relevant offering document carefully for further fund details including risk factors.

Investment Objectives

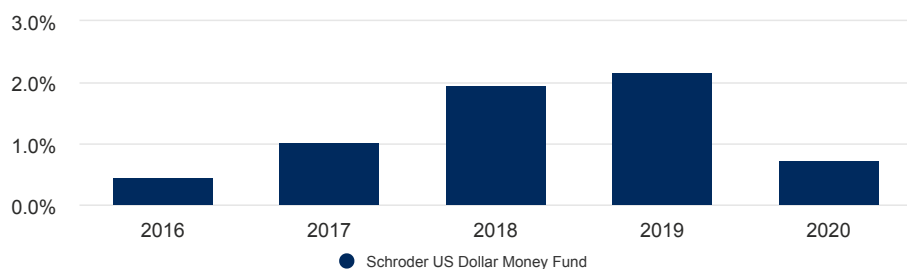
The fund aims to provide an investment medium for investors to enjoy the rates available from a managed portfolio of short term and high quality money market investments and seeks to offer returns in line with money market rates combined with a degree of security and ready availability of monies. The manager's policy will be to invest at least 70% of the fund's net asset value in a range of short-term deposits and high quality money market instruments and money market funds that are authorised by the SFC under 8.2 of the Code on Unit Trusts and Mutual Funds or regulated in a manner generally comparable with the requirements of the SFC and acceptable to the SFC. Investments will be limited to US Dollar short-term deposits and US Dollar denominated high quality money market instruments with a remaining maturity of less than 397 days, or two years in the case of Government and other public securities, with a weighted average portfolio maturity not exceeding 60 days and a weighted average life not exceeding 120 days.

Share class performance (Cumulative)

Performance (%)	1 month	3 months	6 months	YTD	1 year	3 years	5 years	10 years
Fund	0.0	0.0	-0.0	0.0	0.0	3.7	6.2	8.8

Annual Performance (%)	2016	2017	2018	2019	2020
Fund	0.5	1.0	1.9	2.2	0.7

Performance over 5 years (%)



Source: Morningstar, NAV to NAV, net income reinvested, net of fees, based on Schroder US Dollar Money Fund Units, USD. Effective 30/12/2019, the investment objective is changed (previous objective: The fund aims to provide an investment medium for investors to enjoy the rates available from a managed portfolio of short term money market investments combined with a degree of security and ready availability of monies. The manager's policy will be to invest at least 70% of the fund's net asset value in a range of deposits with banks, commercial paper of leading companies and other money market instruments. Investments will be limited to US Dollar deposits and US Dollar denominated securities of less than 12 months maturity, with an average portfolio maturity not exceeding 90 days.) The Fund size quoted includes all classes of the Fund. Investment involves risks. Price of units may go down as well as up. Past performance is not indicative of future performance. Please refer to the relevant offering documents for fund details including risk factors. This material is issued by Schroder Investment Management (Hong Kong) Limited and has not been reviewed by the SFC. Performance is calculated from the share class's since launch date (09.07.1991). The names of the target and comparator(s) benchmarks may be displayed in abbreviation format, please refer to the Benchmark and corporate action information section for the full benchmark names.

Fund literature



Download the offering documents here

Fund facts

Fund manager	Chow Yang Ang
Fund launch date	09.07.1991
Fund base currency	USD
Fund size (Million)	USD 345.54
Unit NAV	USD 1.7524
Hi/Lo (past 12 mths)	USD 1.7525 / USD 1.7517
Annualized Return (3Y)	1.21%

Fees & expenses

Initial charge up to	5.00%
Annual management fee	0.25%
Redemption fee	0.00%

Codes

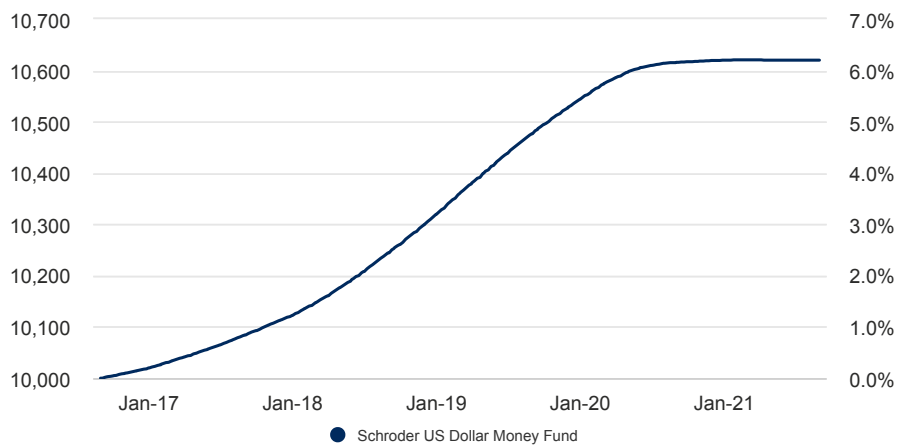
ISIN	HK0000201613
Bloomberg	SCHMUSI HK

Schroders

Schroder U.S. Dollar Money Fund

Accumulation USD | Data as at 31.08.2021

Return of USD 10,000



Risk statistics & financial ratios

	Fund
Annual volatility (%) (3y)	0.3

Source: Morningstar. The above ratios are based on NAV to NAV price based performance data.

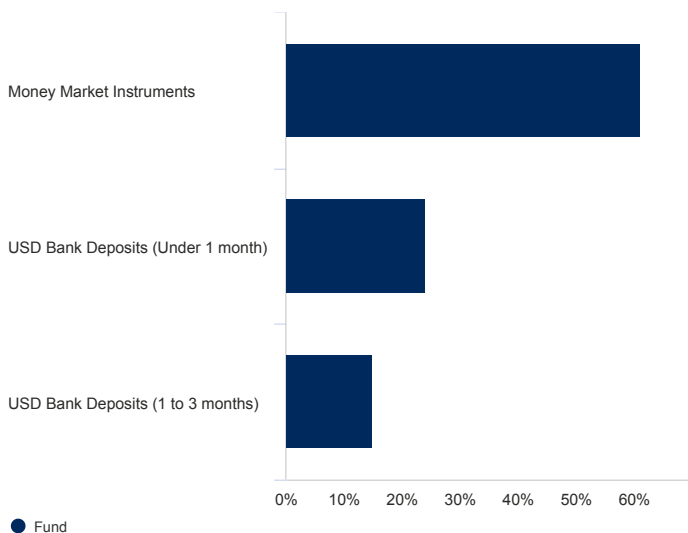
Past Performance is not a guide to future performance and may not be repeated. The value of investments and the income from them may go down as well as up and investors may not get back the amounts originally invested. Exchange rate changes may cause the value of any overseas investments to rise or fall.

The chart is for illustrative purposes only and does not reflect an actual return on any investment.

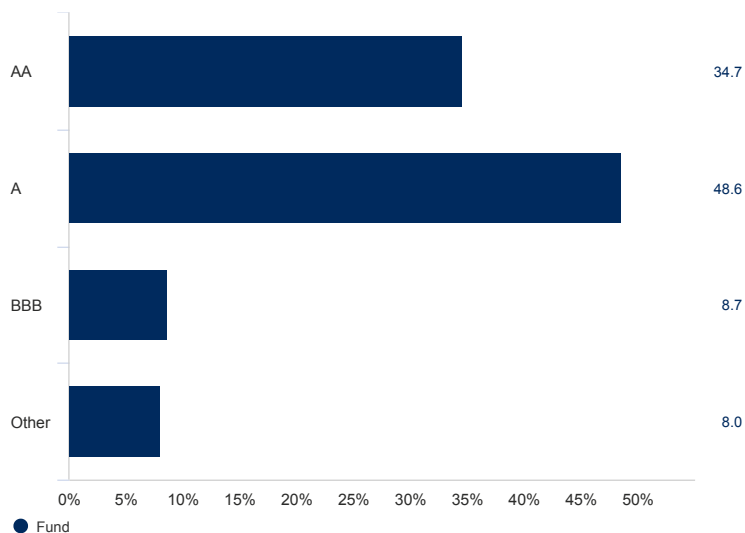
Returns are calculated NAV to NAV (which means performance does not include the effect of any initial charges), net income reinvested, net of fees.

Asset allocation

Sector (%)



Credit quality (%)

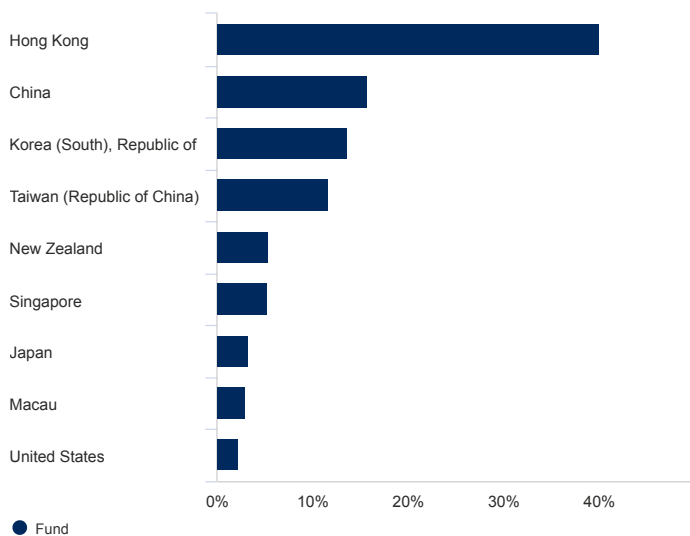


Schroders

Schroder U.S. Dollar Money Fund

Accumulation USD | Data as at 31.08.2021

Geographical Breakdown (%)



Top 10 holdings (%)

Rank	Holding name	%
40.0	BANK OF EAST ASIA LTD RegS null% 22/10/2021	8.7
15.7	CCB 3-Mth 0.24% 23/09/2021	5.8
13.6	Taipei Fubon Commercial Bank Co Lt Null% 21/09/2021	5.8
11.6	AGRICULTURAL BANK OF CHINA LTD (HO RegS null% 28/10/2021	5.8
5.4	BANK OF CHINA LTD (MACAU BRANCH) RegS null% 24/11/2021	5.8
5.2	SHINHAN BANK (HONG KONG BRANCH) null% 01/12/2021	5.8
3.4	BNZ INTERNATIONAL FUNDING LIMITED MTN 2.1% 14/09/2021	5.4
2.9	CCB 3-Mth 0.22% 21/10/2021	5.1
2.2	NONGHYUP BANK MTN RegS 1.875% 12/09/2021	5.0
	ICBCAS 2-Mth 0.15% 21/09/2021	4.1

Source: Schroders.

Percentages of allocation may not sum up to 100% due to rounding issue. Please note: Others stated in the ratings breakdown may include Unit Trusts, Cash and Derivatives.