

Schroders Schroder International Selection Fund EURO Equity

A Accumulation EUR | Data as at 31.07.2024

Important Information

The fund invests primarily in equity and equity related securities of companies in countries participating in the European Monetary Union.

- The fund invests in equity securities would subject to equity investment risk.
- The fund may invest substantially in European securities and may suffer from adverse economic or financial events in Europe.
- The fund invests in concentrated region and subjects to higher level of risks than a fund investing in a more diversified portfolio/strategy.
- The fund may invest in smaller companies which are relatively less liquid and more volatile than larger companies.
- There is no assurance that hedging strategies employed will fully eliminate the currency exposure, and hedging transactions may preclude investors from benefiting from an increase in the value of the fund currency.
- The fund may use derivatives to meet its investment objective. Derivatives exposure may involve higher credit risk and counterparty risk, liquidity risk and valuation risk. In adverse situations, the fund may suffer significant losses from their derivative usage for hedging.
- For distribution share classes/units, the distribution rate is not guaranteed. Distribution yield is not indicative of the return of the fund. Distributions maybe paid out of the capital of the fund at the Manager's discretion. This amounts to a return or withdrawal of part of the amount you originally invested or capital gains attributable to that and may result in an immediate decrease in the net asset value per share or decrease in the value of units of the relevant Distribution units.

You should not make any investment decision solely based on this document. Please read the relevant offering document carefully for further fund details including risk factors.

Investment Objectives

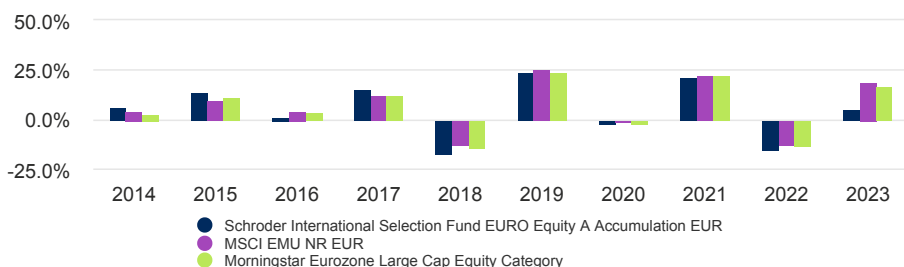
The Fund aims to provide capital growth in excess of the MSCI European Monetary Union (Net TR) index after fees have been deducted over a three to five year period by investing in equity and equity related securities of companies in countries participating in the European Monetary Union.

Share class performance (Cumulative)

Performance (%)	1 month	3 months	6 months	YTD	1 year	3 years	5 years	10 years
Fund	1.1	3.7	9.0	10.8	7.3	2.6	25.8	66.3
Target	0.4	0.6	6.5	8.8	10.0	18.3	47.2	97.4
Comparator	0.5	0.9	5.9	7.9	9.2	14.6	40.3	82.8

Annual Performance (%)	2019	2020	2021	2022	2023
Fund	23.7	-1.5	21.3	-15.0	5.5
Target	25.5	-1.0	22.2	-12.5	18.8
Comparator	23.8	-1.7	22.0	-13.4	17.0

Performance over 10 years (%)



Source: Morningstar, NAV to NAV, net income reinvested, net of fees, based on Schroder International Selection Fund EURO Equity A Accumulation EUR Units, EUR. Some performance differences between the fund and the benchmark may arise as the benchmark returns are not adjusted for non-dealing days of the fund. HKD/USD based investors are exposed to currency fluctuations where funds are denominated in currencies other than HKD/USD. Schroder International Selection Fund is referred to as Schroder ISF. The Fund size quoted includes all classes of the Fund. Investment involves risks. Price of units may go down as well as up. Past performance is not indicative of future performance. Please refer to the relevant offering documents for fund details including risk factors. This material is issued by Schroder Investment Management (Hong Kong) Limited and has not been reviewed by the SFC. Performance is calculated from the share class's since launch date (17.01.2000). The names of the target and comparator(s) benchmarks may be displayed in abbreviation format, please refer to the Benchmark and corporate action information section for the full benchmark names.

Fund literature



Download the offering documents and investor notice here

Ratings and accreditation



Please refer to the Source and ratings information section for details on the icons shown above.

Fund facts

Fund manager	Martin Skanberg
Fund launch date	21.09.1998
Fund base currency	EUR
Fund size (Million)	EUR 665.90
Number of holdings	55
Target	MSCI EMU NR EUR
Comparator	Morningstar Eurozone Large Cap Equity Category
Unit NAV	EUR 46.4044
Hi/Lo (past 12 mths)	EUR 47.4834 / EUR 37.4266
Annualized Return (3Y)	0.85%

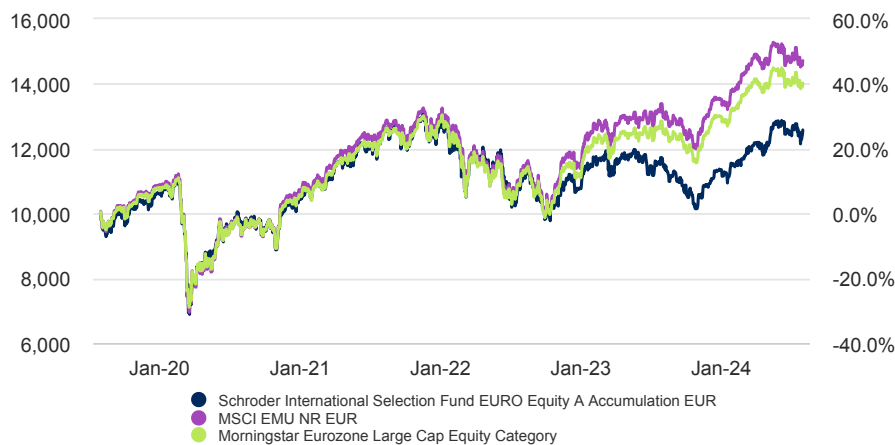
Fees & expenses

Initial charge up to	5.00%
Annual management fee	1.500%
Redemption fee	0.00%

Schroders Schroder International Selection Fund EURO Equity

A Accumulation EUR | Data as at 31.07.2024

Return of EUR 10,000



Past Performance is not a guide to future performance and may not be repeated. The value of investments and the income from them may go down as well as up and investors may not get back the amounts originally invested. Exchange rate changes may cause the value of any overseas investments to rise or fall. Performance data does not take into account any commissions and costs, if any, charged when units or shares of any fund, as applicable, are issued and redeemed.

The chart is for illustrative purposes only and does not reflect an actual return on any investment.

Returns are calculated NAV to NAV (which means performance does not include the effect of any initial charges), net income reinvested, net of fees.

Codes

ISIN LU0106235293
Bloomberg SCHEEAA LX
Reuters code LU0106235293.LUF

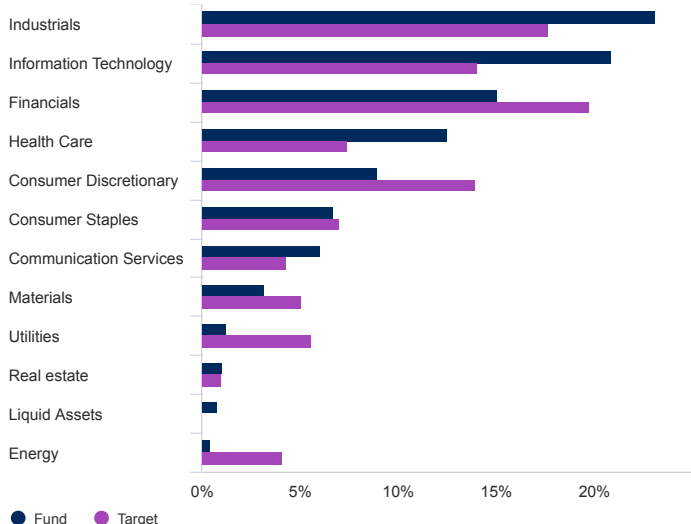
Risk statistics & financial ratios

	Fund	Target
Annual volatility (%) (3y)	15.7	15.8
Alpha (%) (3y)	-4.3	-
Beta (3y)	0.9	-
Sharpe ratio (3y)	0.0	0.3
Information ratio (3y)	-0.7	-
Price to book	1.9	-
Price to earnings	20.1	-
Predicted Tracking error (%)	4.2	-

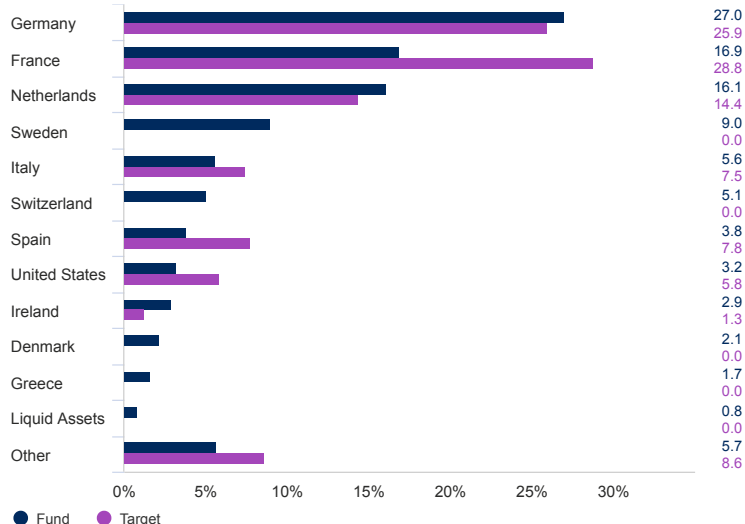
Source: Morningstar, and Schroders for the Predicted tracking error. The above ratios are based on NAV to NAV price based performance data. These financial ratios refer to the average of the equity holdings contained in the fund's portfolio and in the benchmark (if mentioned) respectively.

Asset allocation

Sector (%)



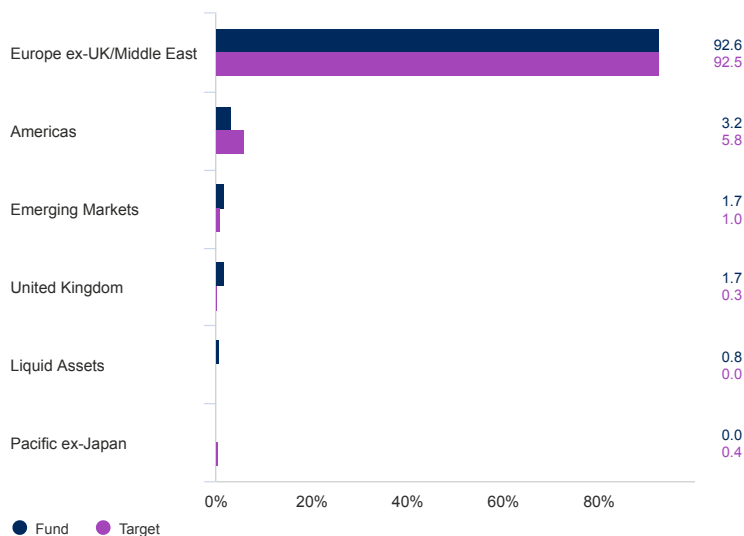
Geographical breakdown (%)



Schroders Schroder International Selection Fund EURO Equity

A Accumulation EUR | Data as at 31.07.2024

Region (%)



Top 10 holdings (%)

Holding name	%
ASML Holding NV	8.4
SAP SE	5.7
Airbus SE	3.9
Koninklijke Philips NV	3.6
Intesa Sanpaolo SpA	3.4
Sandoz Group AG	2.9
Bank of Ireland Group PLC	2.9
Infineon Technologies AG	2.9
Knorr-Bremse AG	2.9
Henkel AG & Co KGaA	2.9

Source: Schroders.

Derivatives are displayed on the notional basis of the underlying exposure where possible. Due to the different treatment of derivative types, the allocation to Liquid Assets may vary between each chart. Percentages of allocation may not sum up to 100% due to rounding issue.

Share class available

	A Accumulation EUR	A Distribution EUR
Distribution Policy	No Distribution	Annually Variable
ISIN	LU0106235293	LU0091115906
Bloomberg	SCHEEAA LX	SCHEEAI LX

Benchmark and corporate action information

The Fund has environmental and/or social characteristics (within the meaning of Article 8 SFDR).

Important information

The fund has environmental and/or social characteristics within the meaning of Article 8 of Regulation (EU) 2019/2088 on Sustainability-related Disclosures in the Financial Services Sector (the "SFDR"). For information on sustainability-related aspects of this fund please go to www.Schroders.com

Morningstar Rating as at 31.07.2024: © Morningstar 2024. All Rights Reserved. The information contained herein: (1) is proprietary to Morningstar and/or its content providers; (2) may not be copied or distributed; and (3) is not warranted to be accurate, complete or timely. Neither Morningstar nor its content providers are responsible for any damages or losses arising from any use of this information. Past performance is no guarantee of future results.