

## Fund objectives and investment policy

The Schroder Multi-Asset Revolution (the "Fund") aims to seek long-term capital appreciation through investment in multiple asset classes. The Fund will comprise of an actively managed basket of equities, fixed income, property and commodities related securities in global markets.

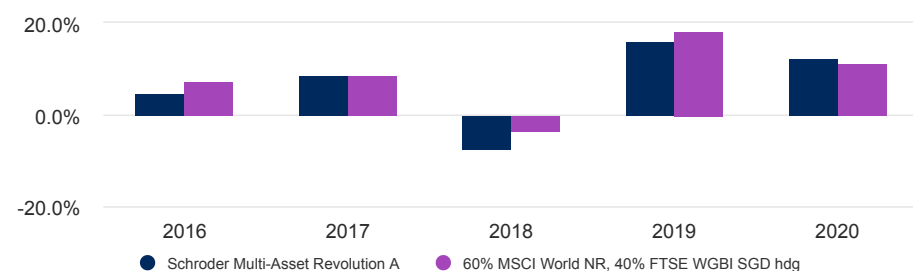
This fund may use financial derivative instruments as a part of the investment process. Derivatives carry a high degree of risk and should only be considered by sophisticated investors.

**Past Performance is not a guide to future performance and may not be repeated. The value of investments and the income from them may go down as well as up and investors may not get back the amounts originally invested. Exchange rate changes may cause the value of any overseas investments to rise or fall.**

## Share class performance (%)

Performance (%)	1 month	3 months	6 months	YTD	1 year	3 years p.a.	5 years p.a.	10 years p.a.
<b>Fund (bid to bid)</b>	1.9	5.3	10.1	10.1	22.0	10.0	9.2	6.6
<b>Fund (offer to bid)</b>	-3.2	-0.0	4.6	4.6	15.9	8.1	8.1	6.0
<b>Benchmark</b>	2.2	5.0	7.8	7.8	18.9	10.5	9.9	8.4

## Performance over 5 years (%)



**Past performance and any forecasts are not necessarily a guide to the future or likely performance.**

**The value of investments and income from them can go down as well as up and is not guaranteed.** Returns of more than 1 year are annualised. The distributions are not guaranteed and might be changed at the Manager's discretion in accordance with the Trust Deed. Ordinarily, they will be reviewed annually. In the event of the Fund's income and realised gains being less than indicated distribution amount per unit per annum, distributions will be made from capital, subject to trustee approval. Investors should be aware that the distributions may exceed the income and realised gains of the Fund at times and lead to a reduction of the amount originally invested, depending on the date of initial investment. Some performance differences between the fund and the benchmark may arise as the benchmark returns are not adjusted for non-dealing days of the fund. The Fund was restructured on 07.07.2006 and has utilised a multi-asset approach since. The performance returns shown above are calculated based on the NAV after dilution adjustments (if any) have been applied. Where 'since inception' performance figures are stated, please note that the inception date is the same as the share class launch date under 'Fund Facts'.

## Ratings and accreditation



Please refer to the Source and ratings information section for details on the icons shown above.

## Fund facts

<b>Fund manager</b>	Asia Multi-Asset team led by Patrick Brenner
<b>Fund management company</b>	Schroder Investment Management (Singapore) Ltd
<b>Domicile</b>	Singapore
<b>Fund launch date</b>	08.05.1998
<b>Share class launch date</b>	08.05.1998
<b>Fund base currency</b>	SGD
<b>Share class currency</b>	SGD
<b>Fund size (Million)</b>	SGD 550.78
<b>CPF classification</b>	Medium to High Risk - Broadly Diversified
<b>Benchmark</b>	60% MSCI World NR, 40% FTSE WGBI SGD hdg
<b>Unit NAV</b>	SGD 1.6850
<b>Dealing frequency</b>	Daily
<b>Distribution rate</b>	Variable
<b>Distribution frequency</b>	Quarterly
<b>Subscription mode</b>	Cash/SRS/OA/SA

## Fees & expenses

<b>Initial sales charge up to</b>	5.00%
<b>Annual management fee</b>	1.25%
<b>Redemption fee</b>	0.00%

## Purchase details

<b>Minimum initial subscription</b>	SGD 1,000
-------------------------------------	-----------

## Codes

<b>ISIN</b>	SG9999000277
<b>Bloomberg</b>	SCHINBI SP

# Schroders Schroder Multi-Asset Revolution

A Distribution SGD | Data as at 30.06.2021

## Return of SGD 10,000



## Risk statistics & financial ratios

	Fund	Benchmark
<b>Annual volatility (%) (3y)</b>	9.7	9.3
<b>Sharpe ratio (3y)</b>	0.9	1.0

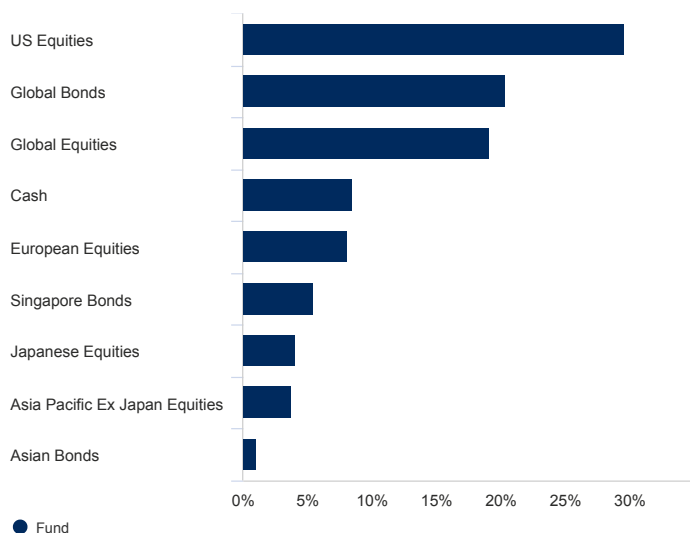
Source: Morningstar. The above ratios are based on bid to bid price based performance data.

The chart is for illustrative purposes only and does not reflect an actual return on any investment.

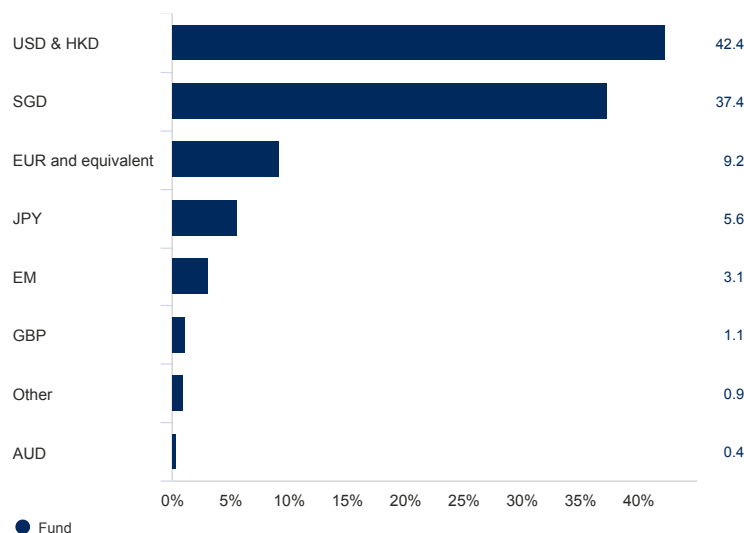
Returns are calculated bid to bid (which means performance does not include the effect of any initial charges), net income reinvested, net of fees.

## Asset allocation

### Asset class (%)



### Currency (%)



## Top 5 equity (%)

Holding name	%
Schroder ISF US Large Cap	25.9
Schroder ISF QEP Global Core	9.1
Schroder ISF Euro Equity	8.1
Schroder ISF Global Equity Alpha	5.0
Schroder ISF QEP Global Active Value	5.0

## Top 5 fixed income (%)

Holding name	%
Schroder Global Quality Bond	10.5
Schroder ISF Global Corporate Bond	7.0
Schroder Singapore Fixed Income Fund	5.5
Schroder ISF Global Inflation-linked Bond	2.6
Schroder Asian Investment Grade Credit	1.0

Source: Schroders. Top holdings and asset allocation are at fund level.

## Contact information

---

Schroder Investment Management (Singapore) Ltd  
138 Market Street  
#23-01 Capitagreen  
Singapore  
048946  
Tel: +65 6534 4288  
Fax: +65 6536 6626

For your security, all telephone calls are recorded  
Schroders Reg No 199201080H

## Source and ratings information

---

Source of all performance data, unless otherwise stated: Morningstar, bid to bid, net income reinvested, net of fees.

Morningstar Rating: © Morningstar 2021. All Rights Reserved. The information contained herein: (1) is proprietary to Morningstar and/or its content providers; (2) may not be copied or distributed; and (3) is not warranted to be accurate, complete or timely. Neither Morningstar nor its content providers are responsible for any damages or losses arising from any use of this information. Past performance is no guarantee of future results.

## Important information

---

This advertisement or publication has not been reviewed by the Monetary Authority of Singapore.

The information contained herein is provided for information purposes only and does not constitute an offer to sell or the solicitation of an offer to buy units/shares in the Fund. No representations or warranties are given as to the reliability, accuracy and completeness of the information. The information contained herein is subject to change without notice. As a result, you should check the accuracy of such information before relying on it. Schroders (and its officers or employees) accepts no liability for any damage or loss, including loss of profit, whether direct, indirect or consequential in respect of the use or reliance of any information contained herein and whether arising as a result of Schroders' negligence or otherwise.

Nothing herein constitutes investment advice or recommendation in respect of the purchase of or switching of units in the Fund. The information herein was prepared without regard to the specific objectives, financial situation or needs of any particular person who may receive it. The information contained herein should not be relied upon when making investment decisions. You should seek independent financial, legal or tax advice before making any investment decisions. A copy of the prospectus or offering document is available and may be obtained from Schroder Investment Management (Singapore) Ltd and its appointed distributors. Investors should read the prospectus/offering document before deciding to invest. The value of units/shares and the income from them may fall as well as rise. Past performance figures, and any economic and market trends or forecast, are not necessarily indicative of future performance of the Fund. An investment in the Fund is subject to investment risks, including the possible loss of the principal amount invested. Units/shares in the Fund are not obligations of, deposits in, or guaranteed by, Schroders or any of its affiliates.

The Central Provident Fund ("CPF") interest rate for the CPF- Ordinary Account ("OA") is based on the 3-month average of major local banks' interest rates. Under the CPF Act, the CPF Board pays a minimum interest rate of 2.5% per annum when this interest formula yields a lower rate. The interest rate for the Special and Medisave Accounts ("SMA") is pegged to the 12-month average yield of 10-year Singapore Government Securities ("10YSGS") plus 1%, or 4% p.a. whichever is higher, reviewed quarterly. The interest rate to be credited to the Retirement Account ("RA") is the weighted average interest rate of the entire portfolio of Special Singapore Government Securities ("SSGS") the RA savings are invested in which earn a fixed coupon equal to the 12-month average yield of the 10YSGS plus 1% at the point of issuance, or 4% p.a. whichever is the higher, reviewed yearly. The Singapore government will maintain the 4% p.a. minimum rate for interest earned on all SMA and RA monies until 31 December 2021. Thereafter, interest rates on all CPF account monies will be subject to a minimum rate of 2.5% p.a. . In addition, the CPF Board will pay an extra interest rate of 1% per annum on the first S\$60, 000.00 of a CPF member's combined balances, including up to S\$20, 000.00 in the CPF-OA. The first S\$20, 000.00 in the CPF-OA and the first S\$40, 000.00 in the CPF-Special Account ("SA") are not allowed to be invested under the CPFIS. Investors should note that the applicable interest rates for each of the CPF accounts may be varied by the CPF Board from time to time.

Third party data is owned or licensed by the data provider and may not be reproduced or extracted and used for any other purpose without the data provider's consent. Third party data is provided without any warranties of any kind. The data provider and issuer of the document shall have no liability in connection with the third party data. The Prospectus and/or [www.schroders.com](http://www.schroders.com) contains additional disclaimers which apply to the third party data. FTSE International Limited ("FTSE") © FTSE (2021). " FTSE®" is a trade mark of London Stock Exchange Plc and The Financial Times Limited and is used by FTSE International Limited under licence. All rights in the FTSE indices and / or FTSE ratings vest in FTSE and/or its licensors. Neither FTSE nor its licensors accept any liability for any errors or omissions in the FTSE indices and / or FTSE ratings or underlying data. No further distribution of FTSE Data is permitted without FTSE's express written consent.