



For Hong Kong Investors only

SICAV Range

FACT SHEET | August 31, 2021

# JPMorgan Funds - Emerging Markets Equity Fund

- The Fund invests primarily in emerging market companies.
- The Fund is therefore exposed to risks related to equity, emerging markets, smaller companies, currency, liquidity, high volatility and regulatory policies of certain equity markets in emerging market countries, derivative, and hedging.
- The Fund may at its discretion pay dividends out of capital. The Fund may also at its discretion pay dividends out of gross income while charging all or part of the Fund's fees and expenses to the capital of the Fund, resulting in an increase in distributable amount for the payment of dividends and therefore, effectively paying dividends out of realised, unrealised capital gains or capital. Investors should note that, share classes of the Fund which pay dividends may distribute not only investment income, but also realised and unrealised capital gains or capital. Payment of dividends out of capital amounts to a return or withdrawal of part of an investor's original investment or from any capital gains attributable to that original investment. Any dividend payments, irrespective of whether such payment is made up or effectively made up out of income, realised and unrealised capital gains or capital, may result in an immediate reduction of the net asset value per share. Also, a positive distribution yield does not imply a positive return on the total investment.
- Investors may be subject to substantial losses.
- Investors should not solely rely on this document to make any investment decision.



## INVESTMENT OBJECTIVE

To provide long-term capital growth by investing primarily in emerging market companies.

## EXPERTISE

### Fund Manager

Leon Eidelman, Austin Forey

## FUND INFORMATION (A (dist) - USD)

### Fund base currency

USD

### Total fund size (m)

USD 12,590.5

### SEDOL

5228454

### ISIN code

LU0053685615

### Bloomberg code

FLEFEMI LX

### Current charge

Initial : 5.0% of NAV

Redemption : 0%

Management fee : 1.5% p.a.

## YIELD (%)

A (dist) - USD

### Denominated currency and NAV per unit

A (dist) - USD : USD 55.19

A (acc) - USD : USD 41.20

### 12 month NAV

High : USD 63.33 (17/02/21)

Low : USD 44.06 (24/09/20)

### Distribution frequency

(dist) : Expected annually

### Last distribution<sup>(x,d date)</sup>

USD 0.01 (10/09/20)

## RATINGS

Morningstar Analyst Rating

Bronze

Morningstar Rating™

Morningstar Category™

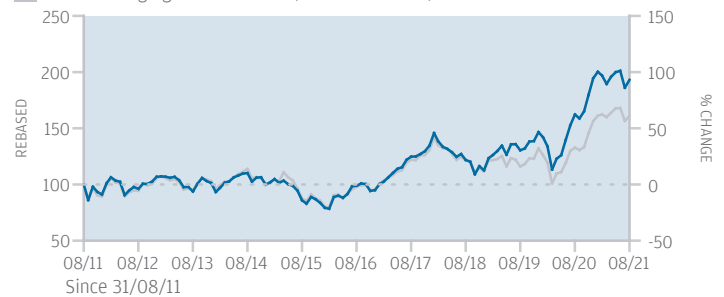
Global Emerging Markets Equity

## PERFORMANCE

### CUMULATIVE PERFORMANCE (%)

JPM Emerging Markets Equity A (dist) - USD

MSCI Emerging Markets Index (Total Return Net)<sup>1)</sup>



	1 month	1 year	3 years	5 years	Since launch	Launch date
A (dist) - USD	3.7	19.0	58.5	95.2	531.7	13/04/94 <sup>3)</sup>
Benchmark (in USD) <sup>1)</sup>	2.6	21.1	32.6	64.0	408.2	
A (acc) - USD	3.7	19.0	58.5	95.2	312.0	31/03/05

### CALENDAR YEAR PERFORMANCE (%)

	2016	2017	2018	2019	2020	2021YTD
A (dist) - USD	13.6	41.8	-16.3	30.1	32.6	-0.7
Benchmark (in USD) <sup>1)</sup>	11.2	37.3	-14.6	18.4	18.3	2.8
A (acc) - USD	13.6	41.8	-16.3	30.1	32.6	-0.7

<sup>1)</sup>Dividends reinvested after deduction of withholding tax. Prior to 01.01.01, MSCI Emerging Markets Gross. <sup>2)</sup>With the exception of the "Average annual return" figure, all data are calculated from the month end after inception. <sup>3)</sup>Available for purchase in Hong Kong on 24.07.06. <sup>4)</sup>Investments in, or exposure to, any single entity (other than Government and other public securities) cannot exceed 10% of the Fund's total net asset value. <sup>5)</sup>Issued by AsianInvestor, 2020 award, reflecting performance as at the previous calendar year end. <sup>6)</sup>Issued by Fund Selector Asia, based on volatility and consistency of performance as well as fund selector choices for the three-year period from 30.06.2017 to 30.06.2020. <sup>7)</sup>Issued by Lipper of Refinitiv, 2021 award for the A (dist) - USD Class, reflecting performance as of 31.12.2020, Refinitiv Lipper Fund Awards, 2021 Refinitiv. All rights reserved. Used by permission and protected by the Copyright Laws of the United States. The printing, copying, redistribution, or retransmission of this content without express written permission is prohibited. Unless stated otherwise, all information as at the last valuation date of the previous month. Source: J.P. Morgan Asset Management/Thomson Reuters Datastream (NAV to NAV in denominated currency with income reinvested). Source of ratings: Morningstar, Inc. Analyst Rating - Bronze awarded to A (dist) - USD Class; 5-star rating awarded to A (dist) - USD Class. Risk ratings (if any) are based on J.P. Morgan Asset Management's assessment of relative risk by asset class and historical volatility of the fund where applicable. The risk ratings are reviewed annually or as appropriate and for reference only. Any overweight in any investment holding exceeding the limit set out in the Investment Restrictions was due to market movements and will be rectified shortly. It should be noted that due to the difference of the fund domiciles the valuation points used by Unit Trust range and SICAV range of funds for fair valuation (where applied) may vary. For details please refer to the respective offering document(s).

For funds offering classes with a distribution feature, such classes aim at monthly, quarterly, semi-annual or annual distribution as the case may be. Dividend rate is not guaranteed. Distributions may be paid from capital. Investment involves risk. Past performance is not indicative of future performance. Please refer to the offering document(s) for details, including the risk factors. This document has not been reviewed by the SFC. Issued by JPMorgan Funds (Asia) Limited.

For more information, please contact your bank, financial adviser or visit [www.jpmorgan.com/hk/am/](http://www.jpmorgan.com/hk/am/) today.

**PORTFOLIO ANALYSIS** (A (dist) - USD)

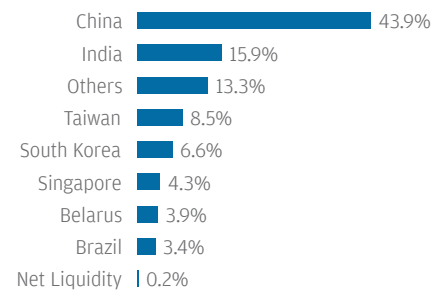
	3 years	5 years	Since Launch <sup>2)</sup>
Correlation	0.97	0.97	0.97
Alpha %	0.49	0.28	0.08
Beta	1.04	1.03	1.00
Annualised volatility %	20.13	17.45	22.62
Sharpe ratio	0.77	0.75	0.19
Annualised tracking error %	4.77	4.37	5.23
Average annual return %	16.60	14.32	6.96

**HOLDINGS<sup>4)</sup>** (as at end July 2021)

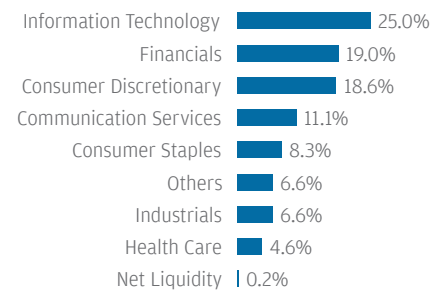
TOP 10	Market Sector	%
Taiwan Semicon Mfg	Taiwan Information Technology	6.9
Samsung Electronics	South Korea Information Technology	5.0
Sea	Singapore Communication Services	3.7
EPAM Systems	Belarus Information Technology	3.6
Tencent	China Communication Services	3.5
HDFC Bank	India Financials	3.4
Alibaba	China Consumer Discretionary	3.0
HDFC	India Financials	2.8
MercadoLibre	Argentina Consumer Discretionary	2.6
Techtronic Industries	China Industrials	2.4

**PORTFOLIO BREAKDOWN**

Market



Sector



<sup>1)</sup>Dividends reinvested after deduction of withholding tax. Prior to 01.01.01, MSCI Emerging Markets Gross. <sup>2)</sup>With the exception of the "Average annual return" figure, all data are calculated from the month end after inception. <sup>3)</sup>Available for purchase in Hong Kong on 24.07.06. <sup>4)</sup>Investments in, or exposure to, any single entity (other than Government and other public securities) cannot exceed 10% of the Fund's total net asset value. <sup>5)</sup>Issued by AsianInvestor, 2020 award, reflecting performance as at the previous calendar year end. <sup>6)</sup>Issued by Fund Selector Asia, based on volatility and consistency of performance as well as fund selector choices for the three-year period from 30.06.2017 to 30.06.2020. <sup>7)</sup>Issued by Lipper of Refinitiv, 2021 award for the A (dist) - USD Class, reflecting performance as of 31.12.2020, Refinitiv Lipper Fund Awards, 2021 Refinitiv. All rights reserved. Used by permission and protected by the Copyright Laws of the United States. The printing, copying, redistribution, or retransmission of this content without express written permission is prohibited. Unless stated otherwise, all information as at the last valuation date of the previous month. Source: J.P. Morgan Asset Management/Thomson Reuters Datastream (NAV to NAV in denominated currency with income reinvested). Source of ratings: Morningstar, Inc, Analyst Rating - Bronze awarded to A (dist) - USD Class; 5-star rating awarded to A (dist) - USD Class. Risk ratings (if any) are based on J.P. Morgan Asset Management's assessment of relative risk by asset class and historical volatility of the fund where applicable. The risk ratings are reviewed annually or as appropriate and for reference only. Any overweight in any investment holding exceeding the limit set out in the Investment Restrictions was due to market movements and will be rectified shortly. It should be noted that due to the difference of the fund domiciles the valuation points used by Unit Trust range and SICAV range of funds for fair valuation (where applied) may vary. For details please refer to the respective offering document(s).

For funds offering classes with a distribution feature, such classes aim at monthly, quarterly, semi-annual or annual distribution as the case may be. Dividend rate is not guaranteed. Distributions may be paid from capital. Investment involves risk. Past performance is not indicative of future performance. Please refer to the offering document(s) for details, including the risk factors. This document has not been reviewed by the SFC. Issued by JPMorgan Funds (Asia) Limited.

For more information, please contact your bank, financial adviser or visit [www.jpmorgan.com/hk/am/](http://www.jpmorgan.com/hk/am/) today.