

# Schroders Schroder International Selection Fund Greater China

A Accumulation USD | Data as at 28.02.2021

## Fund objectives and investment policy

The fund aims to provide capital growth by investing in equities of People's Republic of China, Hong Kong SAR and Taiwan companies.

The fund invests at least two-thirds of its assets in equities of companies in People's Republic of China, Hong Kong and Taiwan. The fund may invest directly in China B-Shares and China H Shares and may invest less than 30% of its assets in China A Shares through (i) Shanghai-Hong Kong Stock Connect and Shenzhen-Hong Kong Stock Connect, (ii) the Renminbi Qualified Foreign Institutional Investor ("RQFII") scheme and (iii) regulated markets. The fund may use derivatives with the aim of reducing risk or managing the fund more efficiently. The fund may also hold cash.

This fund may use financial derivative instruments as a part of the investment process. Derivatives carry a high degree of risk and should only be considered by sophisticated investors.

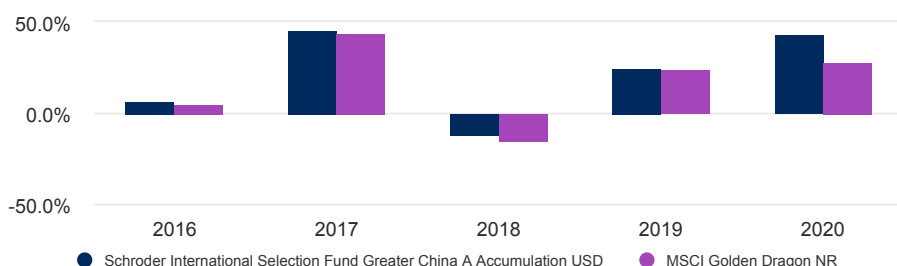
## Share class performance (%)

Performance (%)	1 month	3 months	6 months	YTD	1 year	3 years	5 years	10 years
<b>Fund (bid to bid)</b>	-0.3	15.4	25.1	8.2	62.2	62.2	192.8	192.4
<b>Fund (offer to bid)</b>	-5.2	9.6	18.8	2.8	54.1	54.1	178.1	177.8
<b>Benchmark</b>	0.8	12.4	20.1	7.5	44.6	39.3	145.2	141.1

Annualized performance (%)	3 years	5 years	10 years
<b>Fund (bid to bid)</b>	17.5	24.0	11.3
<b>Fund (offer to bid)</b>	15.5	22.7	10.8
<b>Benchmark</b>	11.7	19.7	9.2

## Performance over 5 years (%)



**Past performance and any forecasts are not necessarily a guide to the future or likely performance.**

**The value of investments and income from them can go down as well as up and is not guaranteed.**

Source: Morningstar, bid to bid, net income reinvested, net of fees. The distributions are not guaranteed. Ordinarily, they will be reviewed annually. In the event of the Fund's income and realised gains being less than indicated distribution amount per unit per annum, distributions will be made from capital. Investors should be aware that the distributions may exceed the income and realised gains of the Fund at times and lead to a reduction of the amount originally invested, depending on the date of initial investment. Some performance differences between the fund and the benchmark may arise as the benchmark returns are not adjusted for non-dealing days of the fund. Where 'since inception' performance figures are stated, please note that the inception date is the same as the share class launch date under 'Fund Facts'.

## Fund facts

<b>Fund manager</b>	Louisa Lo
<b>Managed fund since</b>	01.09.2002
<b>Fund management company</b>	Schroder Investment Management (Europe) S.A.
<b>Domicile</b>	Luxembourg
<b>Fund launch date</b>	28.03.2002
<b>Share class launch date</b>	28.03.2002
<b>Fund base currency</b>	USD
<b>Share class currency</b>	USD
<b>Fund size (Million)</b>	USD 4,026.03
<b>Number of holdings</b>	89
<b>Benchmark</b>	MSCI Golden Dragon NR
<b>Unit NAV</b>	USD 110.7834
<b>Dealing frequency</b>	Daily
<b>Distribution rate</b>	No Distribution
<b>Distribution frequency</b>	No Distribution

## Fees & expenses

<b>Initial sales charge up to</b>	5.00%
<b>Annual management fee</b>	1.5%
<b>Ongoing charge</b>	1.85%
<b>Redemption fee</b>	0.00%

## Purchase details

<b>Minimum initial subscription</b>	USD 1,000
-------------------------------------	-----------

## Codes

<b>ISIN</b>	LU0140636845
<b>Bloomberg</b>	SISGRCA LX
<b>SEDOL</b>	7300792
<b>Reuters code</b>	LU0140636845.LUF

## Ratings and accreditation

\*



Please refer to the Important information section for the disclosure.

# Schroders Schroder International Selection Fund Greater China

A Accumulation USD | Data as at 28.02.2021

## Return of USD 10,000



## Risk statistics & financial ratios

	Fund	Benchmark
Annual volatility (%) (3y)	20.2	18.6
Alpha (%) (3y)	4.8	-
Beta (3y)	1.1	-
Sharpe ratio (3y)	0.8	0.6
Information ratio (3y)	1.2	-
Dividend Yield (%)	1.2	-
Price to book	3.0	-
Price to earnings	28.1	-
Predicted Tracking error (%)	5.9	-

**Past Performance is not a guide to future performance and may not be repeated. The value of investments and the income from them may go down as well as up and investors may not get back the amounts originally invested. Exchange rate changes may cause the value of any overseas investments to rise or fall.**

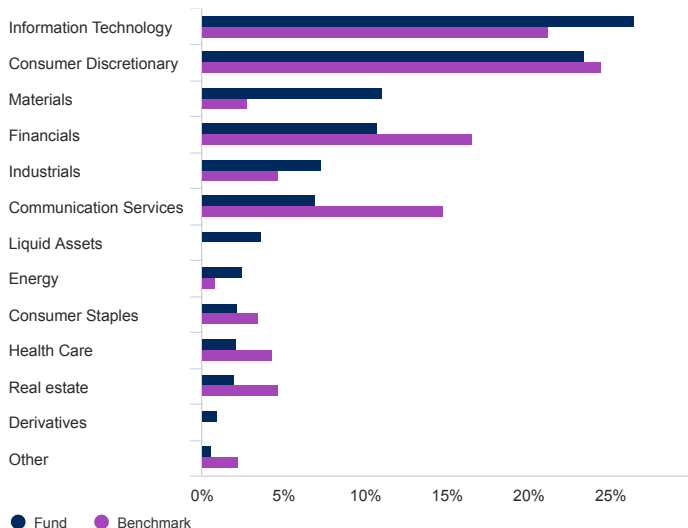
The chart is for illustrative purposes only and does not reflect an actual return on any investment.

Returns are calculated bid to bid (which means performance does not include the effect of any initial charges), net income reinvested, net of fees.

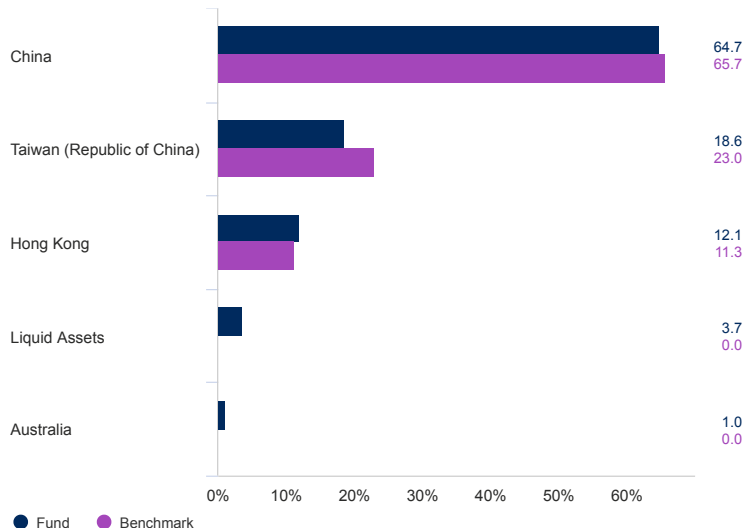
Source: Morningstar, and Schroders for the Predicted tracking error. The above ratios are based on bid to bid price based performance data. These financial ratios refer to the average of the equity holdings contained in the fund's portfolio and in the benchmark (if mentioned) respectively.

## Asset allocation

### Sector (%)



### Geographical Breakdown (%)



# Schroders

## Schroder International Selection Fund Greater China

A Accumulation USD | Data as at 28.02.2021

### Top 10 holdings (%)

Holding name	%
Taiwan Semiconductor Manufacturing Co Ltd	8.5
Alibaba Group Holding Ltd	6.2
Tencent Holdings Ltd	4.6
MediaTek Inc	3.6
AIA Group Ltd	3.0
China Pacific Insurance Group Co Ltd	2.5
China Petroleum & Chemical Corp	2.5
Sands China Ltd	2.3
Great Wall Motor Co Ltd	1.9
Jiangxi Copper Co Ltd	1.9

Source: Schroders. Top holdings and asset allocation are at fund level. Derivatives are displayed on the notional basis of the underlying exposure where possible. Due to the different treatment of derivative types, the allocation to Liquid Assets may vary between each chart.

### Contact information

Schroder Investment Management (Europe) S.A.  
5, rue Höhenhof  
Sennigerberg  
Luxembourg  
L-1736  
Tel: +352 341 342 202  
Fax: +352 341 342 342

Schroder Investment Management (Singapore) Ltd  
138 Market Street  
#23-01 CapitaGreen Singapore 048946  
Tel: (65) 6534 4288  
Fax: (65) 6536 6626

For your security, all telephone calls are recorded  
Schroders Reg No 199201080H

### Important information

This advertisement or publication has not been reviewed by the Monetary Authority of Singapore. Schroder International Selection Fund (the "Company"), a Luxembourg-registered open-ended investment company, is the responsible person for the Company's sub-funds (each, a "Fund" and collectively, the "Funds") recognised under Section 287 of the Securities and Futures Act of Singapore, and has appointed Schroder Investment Management (Singapore) Ltd as its Singapore corporate representative in this regard. This document does not constitute an offer to anyone, or a solicitation by anyone, to subscribe for shares in any Fund. Nothing in this document should be construed as advice or a recommendation to buy or sell shares in any Fund. This document is published for information and general circulation only and does not have any regard to the specific investment objectives, financial situation and the particular needs of any specific person who may receive this document. Investors should seek independent advice from a financial advisor before investing in shares of any Fund. Subscriptions in shares of any Fund can only be made on the basis of its latest Product Highlights Sheet and prospectus, copies of which can be obtained from Schroder Investment Management (Singapore) Ltd. or its distributors. Investors need to read the Product Highlights Sheet and the prospectus of each Fund carefully before investing. Investors also should consider each Fund's investment objective, risks, charges and expenses carefully before investing. Investments in any Fund involves risks which are fully described in the Fund's prospectus. Past performance of each Fund or the managers, and any economic and market trends or forecast, are not necessarily indicative of the future or likely performance of the Fund or the manager. The value of shares of each Fund, and the income accruing to the shares, if any, of the Fund, may fall as well as rise and investors may not get back the full amount invested. Investors investing in a Fund denominated in a non-local currency should be aware of exchange rate risks. The views and opinions expressed in this document may change without notice. This document is issued by Schroder Investment Management (Europe) S.A., R.C.S. Luxembourg: B 37.799, 5, rue Höhenhof, L-1736 Sennigerberg. Third party data is owned or licensed by the data provider and may not be reproduced or extracted and used for any other purpose without the data provider's consent. Third party data is provided without any warranties of any kind. The data provider and issuer of the document shall have no liability in connection with the third party data. The Prospectus and/or [www.schroders.com](http://www.schroders.com) contains additional disclaimers which apply to the third party data.

\* Morningstar Rating: © Morningstar 2021. All Rights Reserved. The information contained herein: (1) is proprietary to Morningstar and/or its content providers; (2) may not be copied or distributed; and (3) is not warranted to be accurate, complete or timely. Neither Morningstar nor its content providers are responsible for any damages or losses arising from any use of this information. Past performance is no guarantee of future results.