

Allianz Global Sustainability

Allianz Global Investors Fund
A / AMg / AT

SFC-authorized
green and ESG fund*



- The Fund is exposed to significant risks of investment/general market, company-specific, emerging market, liquidity, currency (such as exchange controls, in particular RMB), and the adverse impact on RMB share classes due to currency depreciation.
- The Fund is exposed to risks relating to SRI strategy investment (such as foregoing opportunities to buy certain securities when it might otherwise be advantageous to do so, and/or selling securities when it might be disadvantageous to do so or relying on information and data from third party ESG research data providers and internal analyses which may be subjective, incomplete, inaccurate or unavailable). The Fund focuses on SRI which may reduce risk diversifications and may be more susceptible to fluctuations in value.
- The Fund may invest in financial derivative instruments ("FDI") which may expose to higher leverage, counterparty, liquidity, valuation, volatility, market and over the counter transaction risks. The Fund's net derivative exposure may be up to 50% of the Fund's net asset value.
- This investment may involve risks that could result in loss of part or entire amount of investors' investment.
- In making investment decisions, investors should not rely solely on this material.
- **Note:** Dividend payments may, at the sole discretion of the Investment Manager, be made out of the Fund's capital or effectively out of the Fund's capital which represents a return or withdrawal of part of the amount investors originally invested and/or capital gains attributable to the original investment. This may result in an immediate decrease in the NAV per share and the capital of the Fund available for investment in the future and capital growth may be reduced, in particular for hedged share classes for which the distribution amount and NAV of any hedged share classes (HSC) may be adversely affected by differences in the interests rates of the reference currency of the HSC and the base currency of the Fund.



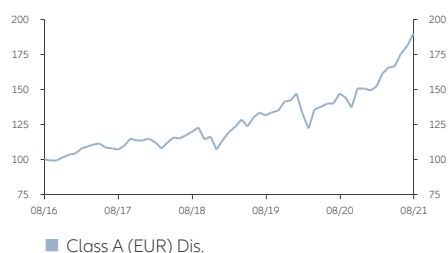
Overall Morningstar Rating™ Morningstar Sustainability Rating™

Investment Objective

The Fund aims at long-term capital growth by investing in global equity markets of developed countries in accordance with the Sustainable and Responsible Investment Strategy (SRI Strategy).

Performance Overview

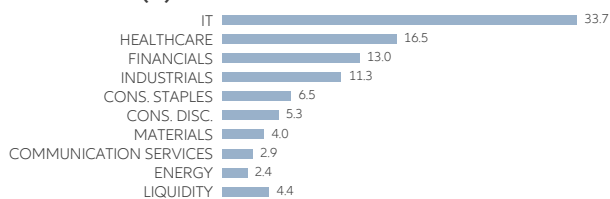
Indexed Performance over 5 Years (NAV-NAV)



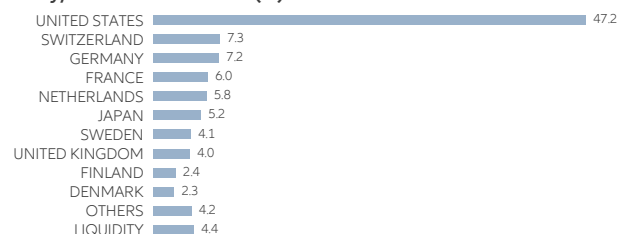
	Cumulative Returns	Year to Date	1 Year	3 Years	5 Years	Since Inception
NAV-NAV (%)		26.29	28.88	58.13	89.91	346.04
Benchmark (%)		21.18	28.18	50.64	92.19	342.55
	Calendar Year Returns	2020	2019	2018	2017	2016
NAV-NAV (%)		5.80	32.95	-5.72	9.67	5.41
Benchmark (%)		5.29	29.45	-4.03	11.70	10.69

Portfolio Analysis

Sector Allocation (%)



Country/Location Allocation (%)



Top 10 Holdings (Country/Location)	Sector	%
MICROSOFT CORP (US)	IT	9.9
ADOBE INC (US)	IT	5.1
S&P GLOBAL INC (US)	FINANCIALS	3.5
ASML HOLDING NV (NL)	IT	3.4
UNITEDHEALTH GROUP INC (US)	HEALTHCARE	3.1
ROCHE HOLDING AG-GENUSSCHEIN (CH)	HEALTHCARE	3.0
NESTLE SA-REG (CH)	CONS. STAPLES	2.9
ALPHABET INC-CL A (US)	COMMUNICATION SERVICES	2.9
KEYENCE CORP (JP)	IT	2.8
CAPGEMINI SE (FR)	IT	2.7
Total		39.3

Dividend History ³	Dividend / Share	Annualised Dividend Yield	Ex-Dividend Date
Class A (EUR) Dis.	EUR 0.01600	0.05% ⁴	15/12/2020
	EUR 0.08600	0.27% ⁴	16/12/2019
	EUR 0.15300	0.62% ⁴	17/12/2018
Class A (USD) Dis.	USD 0.01700	0.04% ⁴	15/12/2020
	USD 0.09700	0.28% ⁴	16/12/2019
	USD 0.00811	0.03% ⁴	17/12/2018
Class AMg (USD) Dis.	USD 0.04833	4.32% ⁵	16/08/2021
	USD 0.04833	4.46% ⁵	15/07/2021
	USD 0.04833	4.55% ⁵	15/06/2021
Class AMg (H2-RMB) Dis.	CNY 0.08073	6.31% ⁵	16/08/2021
	CNY 0.08073	6.55% ⁵	15/07/2021
	CNY 0.08073	6.86% ⁵	15/06/2021

* Securities and Futures Commission of Hong Kong authorization is not a recommendation or endorsement of a product nor does it guarantee the commercial merits of a product or its performance. It does not mean the product is suitable for all investors nor is it an endorsement of its suitability for any particular investor or class of investors.



+852 2238 8000
hk.allianzgi.com

Scan QR code for fund documents

Fund Details

Share Class ^	Class A (EUR) Dis.	Class A (USD) Dis.	Class AMg (USD) Dis.	Class AMg (H2-RMB) Dis.	Class AT (USD) Acc.	Class AT (HKD) Acc.
Benchmark	DOW JONES Sustainability World Total Return					
Fund Manager	Gunnar Miller, Robbie Miles					
Fund Size ⁶	EUR 1,742.66m					
Number of Holdings	42					
Base Currency	EUR					
Subscription Fee (Sales Charge)	Up to 5%					
Management Fee (All-in-Fee ⁷)	1.80% p.a.	1.80% p.a.	1.80% p.a.	1.80% p.a.	1.80% p.a.	1.80% p.a.
Total Expense Ratio ⁸	1.85%	1.85%	1.85%	N/A	1.86%	N/A
Unit NAV	EUR 41.84	USD 48.55	USD 13.92	CNY 16.03	USD 15.49	HKD 12.28
Inception Date	02/01/2003	02/01/2003	01/08/2019	16/03/2020	29/04/2020	15/01/2021
Dividend Frequency ³	Annually	Annually	Monthly	Monthly	N/A	N/A
ISIN Code	LU0158827195	LU0158827948	LU2028103732	LU2106854131	LU0158827781	LU2271345857
Bloomberg Ticker	DREGLSU LX	DREGSAX LX	AGSAMGU LX	ALGSAMG LX	ALAGSAU LX	ALAGSAA LX
Cumulative Returns (%)						
Year to Date	26.29	21.62	21.60	28.70	21.68	-
1 Year	28.88	27.82	27.90	32.66	27.81	-
3 Years	58.13	60.33	-	-	-	-
5 Years	89.91	101.07	-	-	-	-
Since Inception	346.04	414.45	52.70	75.25	54.90	22.80
Calendar Year Returns (%)						
2020	5.80	15.73	15.73	36.17 ⁹	27.30 ⁹	-
2019	32.95	30.55	8.51 ⁹	-	-	-
2018	-5.72	-9.86	-	-	-	-
2017	9.67	23.74	-	-	-	-
2016	5.41	2.20	-	-	-	-

Source: All fund data quoted are Allianz Global Investors/IDS GmbH/Morningstar, as at 31/08/2021, unless stated otherwise.

Fund performance is calculated on NAV to NAV basis in denominated currency of the respective share class with gross dividends re-invested. Benchmark performance is calculated in denominated currency of the respective share class. HKD/USD based investors are exposed to foreign exchange fluctuations.

^ The currency-hedged share classes are not recommended for investors whose base currency of investment is not in respective hedged currencies.

- 1) Source: Morningstar, as at 31/07/2021. Copyright © 2021 Morningstar Asia Limited ("Morningstar"). All Rights Reserved. The information contained herein: (1) is proprietary to Morningstar and/or its content providers; (2) may not be copied or distributed; and (3) is not warranted to be accurate, complete or timely. Neither Morningstar nor its content providers are responsible for any damages or losses arising from any use of this information. Past performance is no guarantee of future results.
- 2) Morningstar Sustainability Rating is analyzed out of Global Equity Large Cap funds as of 31/07/2021 and based on 100% of the Fund's AUM. Data is based on long positions only. Historical Sustainability Score as of 31/07/2021. Sustainability Rating as of 31/07/2021. Sustainability provides company-level analysis used in the calculation of Morningstar's Sustainability Score.
- 3) Dividend payments are applicable for Class A Dis (annual distribution) and for Class AMg Dis (monthly distribution) and for reference only. Yields are not guaranteed, dividend may be paid out from capital (Class A/AMg). This may result in an immediate decrease in the NAV per share and may reduce the capital available for the Fund for future investment and capital growth. Positive distribution yield does not imply positive return.
- 4) Annualised Dividend Yield = Dividend Per Share / Ex-Dividend Date NAV. Positive distribution yield does not imply positive return. Dividend is not guaranteed. Historical dividend yield is not indicative of future dividend payouts.
- 5) Annualised Dividend Yield = $[(1 + \text{Dividend Per Share} / \text{Ex-Dividend Date NAV})^{12} - 1] \times 100$. The annualised dividend yield is calculated based on the latest dividend distribution with dividend reinvested, and may be higher or lower than the actual annual dividend yield. Positive distribution yield does not imply positive return. Dividend is not guaranteed. Historical dividend yield is not indicative of future dividend payouts.
- 6) The Fund Size quoted includes all share classes of the Fund.
- 7) The All-in-Fee includes the expenses previously called management and administration fees.
- 8) Total Expense Ratio (TER): Total cost (except transaction costs) charged to the Fund during the last financial year (as at 30/09/2020) expressed as a ratio of the Fund's average NAV. For share classes that have been incepted for less than one year as at close of the last financial year (please refer to the Inception Date in the Fund Details table), the TER will be annualised. For share classes incepted after the close of the last financial year, the TER will be reflected as N/A.
- 9) Performance is calculated from inception of the share class until the end of that calendar year.

Information herein is based on sources we believe to be accurate and reliable as at the date it was made. We reserve the right to revise any information herein at any time without notice. No offer or solicitation to buy or sell securities and no investment advice or recommendation is made herein. In making investment decisions, investors should not rely solely on this material but should seek independent professional advice.

Investment involves risks, in particular, risks associated with investment in emerging and less developed markets. Past performance is not indicative of future performance. Investors should read the offering documents for further details, including the risk factors, before investing. This material and website have not been reviewed by the Securities and Futures Commission of Hong Kong. Issued by Allianz Global Investors Asia Pacific Limited.

Allianz Global Investors Asia Pacific Limited (27/F, ICBC Tower, 3 Garden Road, Central, Hong Kong) is the Hong Kong Representative and is regulated by the Securities and Futures Commission of Hong Kong. (54/F, One Island East 18 Westlands Road, Quarry Bay, Hong Kong).