

Product name: Danske Invest SICAV Sverige Kort Ranta  
Legal entity identifier: 549300PQLXHY57M39Z35

## Environmental and/or social characteristics

Sustainable investment means an investment in an economic activity that contributes to an environmental or social objective, provided that the investment does not significantly harm any environmental or social objective and that the investee companies follow good governance practices.

The EU Taxonomy is a classification system laid down in Regulation (EU) 2020/852, establishing a list of environmentally sustainable economic activities. That Regulation does not lay down a list of socially sustainable economic activities. Sustainable investments with an environmental objective might be aligned with the Taxonomy or not.

Did this financial product have a sustainable investment objective?

Yes

No

- It made sustainable investments with an environmental objective: %
- in economic activities that qualify as environmentally sustainable under the EU Taxonomy
  - in economic activities that do not qualify as environmentally sustainable under the EU Taxonomy

- It made sustainable investments with a social objective %

- It promoted Environmental/Social (E/S) characteristics and while it did not have as its objective a sustainable investment, it had a proportion of 24% of sustainable investments
- with an environmental objective in economic activities that qualify as environmentally sustainable under the EU Taxonomy
  - with an environmental objective in economic activities that do not qualify as environmentally sustainable under the EU Taxonomy
  - with a social objective
- It promoted E/S characteristics, but did not make any sustainable investments



### To what extent were the environmental and/or social characteristics promoted by this financial product met?

The fund promoted the following environmental and/or social characteristics:

1. The fund promoted the UN Sustainable Development Goals (UN SDGs) by partially investing in sustainable investments contributing to such goals.
2. The fund promoted adherence to UN Global Compact, principles, OECD Guidelines for Multinational Enterprises, UN Guiding Principles on Business and Human Rights and ILO conventions and other relevant social safeguards through the exclusion of certain activities and conducts deemed harmful to society.
3. The fund promoted environmental safeguards through the exclusion of certain activities deemed to have significant negative climate impact.
4. The fund promoted certain ethical and social safeguards through the exclusion of certain activities deemed to be non-ethical or controversial.
5. The fund considered and addressed principal adverse impacts as reported in this report.
6. The fund sought to influence issuers' impact on sustainability matters through engagement.

The fund did not apply a reference benchmark for the attainment of its environmental and/or social characteristics.

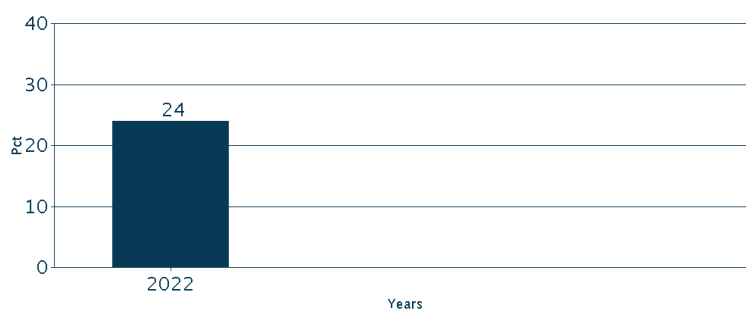
## How did the sustainability indicators perform?

The tables below demonstrate by reporting on the fund's sustainability indicators how the environmental and social characteristics of the fund were attained. The sustainability indicators are not subject to assurance provided by an auditor or review by a third party.

### Sustainable Investments

Indicator: The weighted share of investments in the portfolio contributing to the UN SDGs and deemed to be sustainable investments

Binding element: The fund is committed to invest a minimum of 10% of its investments in sustainable investments.



The graph shows the average allocation to sustainable investment during the reference period. The allocation as of end of the reference period was 31%.

### Exclusions

Indicator: The fund applies two measurement points for exclusions:

- 1) number of issuers excluded under the separate exclusion category
- 2) number of excluded issuers that the fund is invested into.

For number of excluded issuers the table demonstrates total number of issuers excluded per a given exclusion category. That figure does not provide an indication on impact that the exclusion category has had on the fund.

To the extent a reference benchmark exists for the fund, the impact of the exclusion category is evidenced through a comparison between the list of excluded issuers (total) with investments in benchmark. The benchmark is in this respect considered representative for the investment universe of the fund, meaning that the fund could have invested into certain issuers in the benchmark had they not been excluded per the relevant exclusion category.

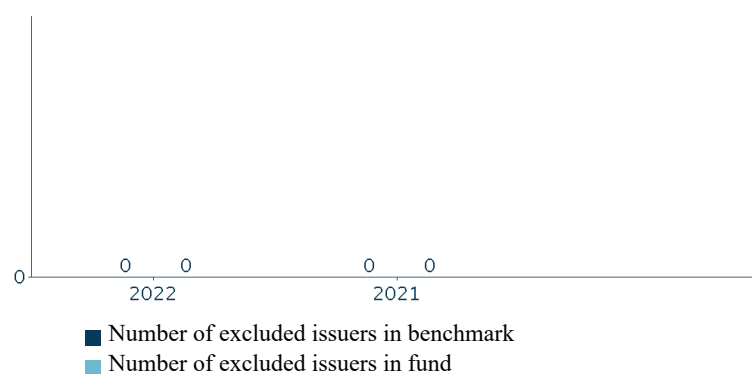
Number of excluded issuers indicates whether the fund is invested in issuers covered by its exclusion criteria.

Binding element: The fund does not select investments that are excluded on the basis of the exclusion criteria and thresholds used as sustainability indicators to define such adverse activities.

Exclusion category	Exclusion	Total number of applicable exclusions	Total number of excluded companies in BM	Percentage of BM excluded	Total number of excluded companies in portfolio
Activities and conduct deemed harmful to society	Enhanced Sustainability Standards	529	0	0.0%	0
Significant negative impact on the climate	Thermal coal	361	0	0.0%	0

Sustainability indicators measure how the environmental or social characteristics promoted by the financial product are attained.

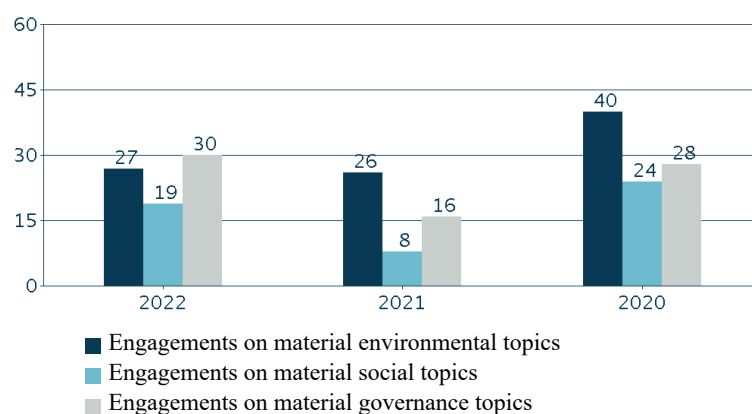
Significant negative impact on the climate	Fossil Fuel	844	0	0.0%	0
Significant negative impact on the climate	Peat-fired power generation	0	0	0.0%	0
Significant negative impact on the climate	Tar sands	26	0	0.0%	0
Non-Ethical & controversial activities	Alcohol	396	0	0.0%	0
Non-Ethical & controversial activities	Commercial gambling	311	0	0.0%	0
Non-Ethical & controversial activities	Controversial weapons	97	0	0.0%	0
Non-Ethical & controversial activities	Military equipment	350	0	0.0%	0
Non-Ethical & controversial activities	Pornography	10	0	0.0%	0
Non-Ethical & controversial activities	Tobacco	129	0	0.0%	0



## Engagements

Indicator: Number of engagement activities applied for issuers in the fund. Engagement activities can be conducted by other investment teams than the team responsible for managing the fund.

Binding Element: The fund is committed to influence investee companies and/or issuers impact on sustainability matters through engagement on material sustainability topics.



## ...and compared to previous periods?

To the extent the fund has reported against the sustainability indicators for previous reference periods, the tables above provide a historical comparison against these reference periods.

## What were the objectives of the sustainable investments that the financial product partially made and how did the sustainable investment contribute to such objectives?

The fund invested partially in sustainable investments primarily through underlying funds with the objective to contribute positively to environmental objectives and/or social objectives covered by the UN SDGs.

Specifically, the fund targeted environmentally sustainable investments contributing to SDG 6 - Clean Water and Sanitation, SDG 7 - Affordable and Clean Energy, SDG 9 - Industry, Innovation and Infrastructure, SDG 11 - Sustainable Cities and Communities, SDG 12 - Responsible Consumption and Production, SDG 13 - Climate Action, SDG 14 - Life Below Water, SDG 15 - Life on Land, and/or SDG 17 - Partnerships for the Goals.

For socially sustainable investments, the fund targeted investments contributing to SDG 1 - No Poverty, SDG 2 - Zero Hunger, SDG 3 - Good Health and Well-being, SDG 4 - Quality Education, SDG 5 - Gender Equality, SDG 8 - Decent Work and Economic Growth, SDG 10 - Reduced Inequalities, SDG 16 - Peace, Justice and Strong Institutions and/or SDG 17 - Partnership for the Goals.

Within the reference period the fund specifically contributed to the UN SDGs through investments in:

- issuers considered sustainable on basis of a proprietary SDG model of Danske Bank A/S (the "SDG Model")
- sustainability labelled bonds

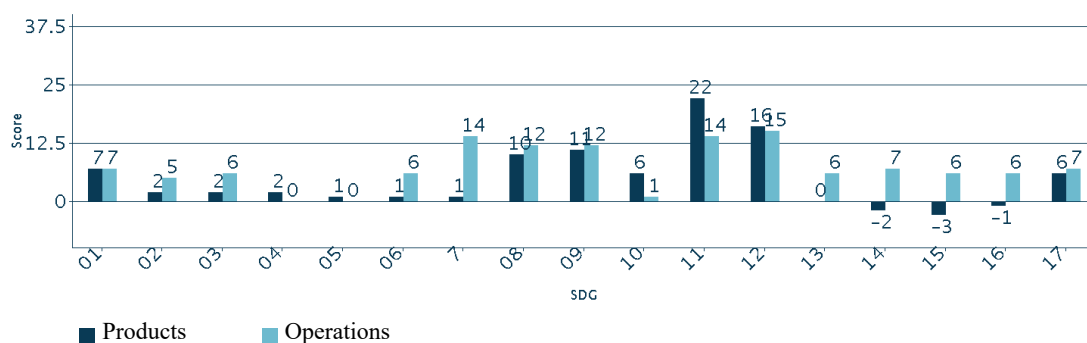
The fund has within the reference period also invested in certain issuers with activities substantially contributing to the objective of climate change mitigation as determined through the alignment criteria of the EU Taxonomy. The weight of investments contributing to the EU Taxonomy with information on calculation methods as well as use of data sources is outlined in below sections of this annex.

### Sustainable investments according to the SDG Model

The SDG Model measures positive contribution through the services and products produced by the issuer and the issuer's operations ("activities"). This means that the sustainable investments have contributed to the objectives by financing issuers with activities meeting these criteria.

The table below outlines how the sustainable investments of the fund assessed under the SDG Model (weighted average of 10% of the fund's investments) contributed to each of the SDGs as measured through a scale of -100 to +100. The scale is based on the investee companies' (issuers) contribution as measured through the products/services and operations.

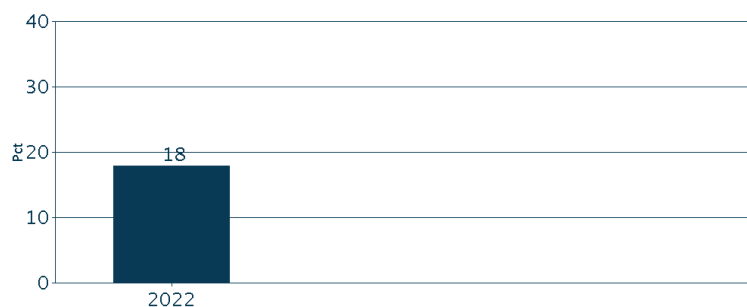
In respect to products/services the scale measures the average share of turnover in the fund contributing to each of the SDGs. For operations, the scale is based on issuer's relative impact on the SDGs compared to peer groups.



Principal adverse impacts are the most significant negative impacts of investment decisions on sustainability factors relating to environmental, social and employee matters, respect for human rights, anti-corruption and anti-bribery matters.

## Sustainability labelled bonds

The graph illustrates the weighted average share of investments in the fund labelled as sustainable. For labelled bonds a dataset from Refinitiv is applied to identify bonds with proceeds earmarked for environmental, social and governance purposes based on frameworks such as ICMA bond frameworks. Investments in sustainability labelled bonds can also meet the criteria of the SDG Model and thus count into the average value of these investments outlined above. The total sum of sustainable investments of the fund, however only counts the assets once.



## How did the sustainable investments that the financial product partially made not cause significant harm to any environmental or social sustainable investment objective?

This consideration was ensured by filtering issuers with activities deemed to cause such negative impacts from the portfolio through the top-down exclusions applied by the fund and the assessment methodology of the SDG Model having additional bans for certain activities in respect to the sustainable investments.

For more information on the number of excluded companies, please refer to the section on sustainability indicators above.

“Do no significant harm” assessments for investments classified as Taxonomy- aligned were based on screening criteria defined in the EU Taxonomy and associated delegated acts. As most issuers have not been publicly reporting taxonomy-alignment in 2022 most of these assessments were made on basis of assumptions (proxies) applied by ISS ESG as the fund’s third party vendor or the fund through its exclusions.

## How were the indicators for adverse impacts on sustainability factors taken into account?

The fund took into account mandatory Indicators for adverse impacts on sustainability factors as well as voluntary indicators that Danske Invest Management A/S has opted to consider. These indicators were taken into account through the general exclusion criteria and the SDG Model’s assessment methodology having additional bans applicable to the fund’s sustainable investments. Assessments made under the SDG Model ensure that an investment in an issuer cannot be classified as a sustainable investment, if the issuer through its operations or manner of production is deemed to have a significant negative impact on sustainability factors, for example in relative terms to a given sector, and the issuer is not taking appropriate measures to mitigate such impacts. The indicators for adverse impacts form part of such analysis, including through evaluations and scores received from third party vendors.

## Were sustainable investments aligned with the OECD Guidelines for Multinational Enterprises and the UN Guiding Principles on Business and Human Rights?

The sustainable investments of the fund were aligned with the OECD Guidelines for Multinational Enterprises and UN Guiding Principles' on Business and Human Rights. These principles were safeguarded through the exclusions of the fund relating to conduct and activities harmful to society based on the enhanced sustainability standards screening of Danske Bank.

The EU Taxonomy sets out a 'do not significant harm' principle by which Taxonomy-aligned investments should not significantly harm EU Taxonomy objectives and is accompanied by specific Union criteria.

The 'do not significant harm' principle applies only to those investments underlying the financial product that take into account the Union criteria for environmentally sustainable economic activities. The investments underlying the remaining portion of this financial product do not take into account the Union criteria for environmentally sustainable economic activities.

Any other sustainable investments must also not significantly harm any environmental or social objectives.



## How did this financial product consider principal adverse impacts on sustainability factors?

The fund took into account mandatory Indicators for adverse impacts on sustainability factors as well as voluntary indicators that Danske Invest Management A/S has opted to consider. The fund considered principal adverse impacts on sustainability factors by seeking to limit such exposures through its screening leading to exclusions, the eligibility and alignment criteria of its sustainable investments, and by monitoring, and if relevant, managing and prioritizing identified principal adverse impacts of issuers in the portfolio through active ownership activities. The fund considered the indicators listed in the principal adverse impact statement of Danske Invest Management A/S.

For more information on whether principal adverse impacts have triggered actions in respect to the fund's investments, see the section "How did the sustainability indicators perform?" above.

For information on the principal adverse impacts of the fund, please refer to the report on principal adverse impacts of the fund enclosed.



## What were the top investments of this financial product?

Largest investments	Sector	% Assets	Country
Stadshypotek Ab 1.5% 03.12.2024	Financials	6.5%	SE
Stadshypotek Ab 2% 01.09.2028	Financials	4.9%	SE
Swedish Covered Bond 0.5% 11.06.2025		4.5%	SE
Stadshypotek Ab 1% 03.09.2025	Financials	3.8%	SE
Bluestep Bank Ab Frn 08.10.2025		2.5%	SE
Bluestep Bank Ab Frn 20.10.2026		2.5%	SE
Stadshypotek Ab 0.5% 01.06.2026	Financials	2.5%	SE
Volvo Treasury Ab Frn 13.12.2023	Industrials	2.2%	SE
Loomis Ab Frn 18.09.2023	Industrials	2.0%	SE
Volvo Treasury Ab Frn 04.11.2022	Industrials	2.0%	SE
Danske Bank A/S Frn 25.01.2023	Financials	2.0%	DK
Ellevio Ab Frn 09.12.2023		2.0%	SE
Dnb Bank Asa 22/25 Frn Sek C	Financials	1.9%	NO
Skandiabanken Ab Frn 10.02.2025		1.8%	SE

The list includes the investments constituting the greatest proportion of investments of the financial product during the reference period which is 1 January 2022 (or if launched in 2022 the time of launch) - 30 December 2022



## What was the proportion of sustainability-related investments

Within the reference period the fund has invested in accordance with a commitment to partially make sustainable investments assessed in accordance with relevant pass or fail criteria.

The fund's investments in environmentally sustainable economic activities are assessed in accordance with the criteria of the EU-Taxonomy. The fund has not invested in accordance with a commitment to invest in these activities.

The extent to which the fund has made these investments is reported in the graphs and sections below.

The "asset allocation" overview further provides an overview of how the fund's investments have been allocated to investments used for the attainment of the environmental and/social characteristics and other investments.

### What was the asset allocation?

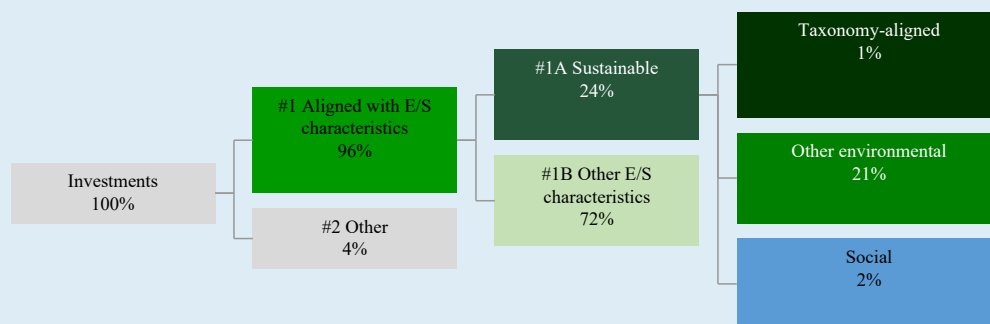
The fund promoted environmental and/or social characteristics through screening that provided the foundation for its exclusions, sustainable investments and active ownership activities. As the fund also made other investments in primarily cash and derivatives ("Other") the actual proportion of investments aligned with the fund's environmental and/or social characteristics was 96% compared to the planned asset allocation of 80%.

Investments in the "Other" bucket have not been screened for activities or conduct harmful to society, non-ethical and controversial activities and/or activities with significant negative climate impact, the fund's inclusion criteria and are not subject to active ownership activities. Further, the fund cannot guarantee that these asset classes have otherwise been prioritised in the fund's management and prioritisation of principal adverse impacts.

The fund has invested in sustainable investments representing 24% of its total investments.

The proportion of investments aligned with environmental and/or social characteristics is calculated against the total market value of the fund's investments.

Asset allocation describes the share of investments in specific assets.



#1 Aligned with E/S characteristics includes the investments of the financial product used to attain the environmental or social characteristics promoted by the financial product.

#2 Other includes the remaining investments of the financial product which are neither aligned with the environmental or social characteristics, nor are qualified as sustainable investments.

The category #1 Aligned with E/S characteristics covers:

- The sub-category #1A Sustainable covers sustainable investments with environmental or social objectives.
- The sub-category #1B Other E/S characteristics covers investments aligned with the environmental or social characteristics that do not qualify as sustainable investments.

The figures in the chart above show the average allocation numbers during the reference period. The values as of end of reference period were as follows: Investments 100%, #1 Aligned with E/S characteristics 95%, #2 Other 5%

## In which economic sectors were the investments made?

The graph is based on holdings where there have been data coverage in respect to sector-allocation. The share of holdings where such data does not exist is outlined in the bar headed "No sector data". Weights for cash and derivatives are not reported meaning that the exposure weights not necessarily add to 100% in total.

Sector	Sub-sector	Pct.
Financials	Diversified Banks	20.10%
Real Estate	Real Estate Operating Companie	8.36%
Consumer Discretionary	Automobile Manufacturers	3.73%
Industrials	Construction Machinery & Heavy	3.25%
Industrials	Security & Alarm Services	2.59%
Industrials	Industrial Machinery	2.14%
Industrials	Building Products	1.95%
Financials	Multi-Sector Holdings	0.89%
Industrials	Research & Consulting Services	0.70%
Information Technology	Electronic Equipment & Instrum	0.56%



Financials	Thriffs & Mortgage Finance	0.52%
Communication Services	Integrated Telecommunication S	0.38%
Consumer Discretionary	Household Appliances	0.36%
Materials	Steel	0.26%
No sector data		54.20%



## To what extent were the sustainable investments with an environmental objective aligned with the EU Taxonomy?

The fund has not been committed to make investments in environmentally sustainable economic activities aligned with the EU Taxonomy. The actual share of the fund's investments in environmentally sustainable economic activities is reported in the table below. For the purpose of this report the fund has screened for activities contributing to environmental objectives of the EU-Taxonomy and considered to have a significant contribution per the criteria defined in EU-Taxonomy Regulation and underlying delegated acts.

Screening has also been conducted to ensure that these investments did not have significant harm to an environmentally sustainable objective. Finally, the screening has captured minimum social safeguards.

Taxonomy-aligned investments are calculated on basis of the market value of the share of environmentally sustainable economic activities relative to the total market value of the fund's investments. Due to data availability on revenue figures the fund has only been able to assess taxonomy-aligned figures for investments in support of the environmental objective of climate change mitigation.

The Taxonomy-alignment calculation applies turnover as key indicator both in respect of financial and non-financial issuers. The compliance of Taxonomy-aligned investments with the criteria under Article 3 of the EU Taxonomy has not been subject to assurance by auditors or any third party.

As issuers to a large extent have not reported their taxonomy-alignment for the reference year, the fund has in this extraordinary situation mainly relied on assumptions (proxies) from its data vendor, ISS ESG, to determine taxonomy-alignment of issuers' activities. Further, due to data availability on revenue figures the fund is only able to report taxonomy-aligned figures for investments in support of the environmental objective of climate change mitigation.

The methodology applied by the ISS ESG for the proxies ensures an assessment of how issuers are involved in economic activities that substantially contribute to an environmental objective while not significantly harming other sustainable objectives and meeting minimum social safeguards. Do no significant harm assessments has also been done through the fund's own proxies. When issuers start to report taxonomy-alignment, reported alignment figures will replace current proxies.

## Did the financial product invest in fossil gas and/or nuclear energy related activities complying with the EU Taxonomy\*?

- Yes
- In fossil gas
- In nuclear energy
- No

\*Fossil gas and/or nuclear related activities will only comply with the EU Taxonomy where they contribute to limiting climate change ("climate change mitigation") and do not significantly any EU Taxonomy objective – see explanatory note in the hand margin. The full criteria for fossil gas and nuclear energy economic activities that comply with the EU Taxonomy are laid down in Commission Delegated Regulation (EU) 2022/1214

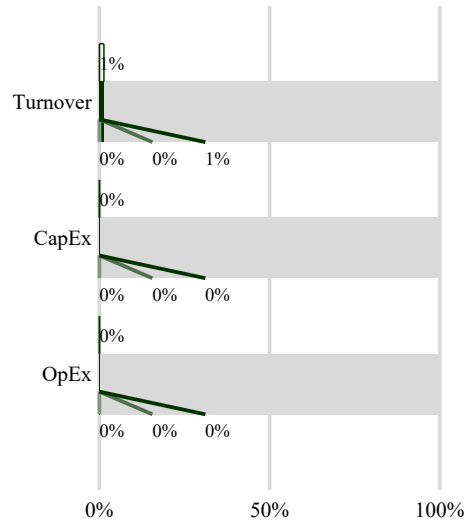
To comply with the EU Taxonomy, the criteria for fossil gas include limitations on emissions and switching to fully renewable power or low-carbon fuels by the end of 2035. For nuclear energy, criteria include comprehensive safety and waste management rules.

Enabling activities directly enable other activities to make a substantial contribution to an environmental objective.

Transitional activities are activities for which low-carbon alternatives are not yet available and among others have greenhouse gas emission levels corresponding to the best performance.

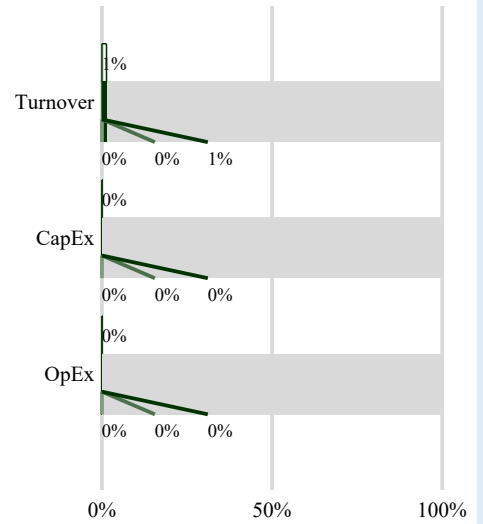
The graph below show in green the percentage of investments that were aligned with the EU Taxonomy. As there is no appropriate methodology to determine the taxonomy-alignment of sovereign bonds\*, the first graph shows the Taxonomy alignment in relation to all the investments of the financial product including sovereign bonds, while the second graph shows the Taxonomy alignment only in relation to the investment of the financial product other that sovereign bonds.

1. Taxonomy-alignment of investments including sovereign bonds\*



- Taxonomy aligned: Fossil gas
- Taxonomy aligned: Nuclear
- Taxonomy aligned (no gas and nuclear)
- Non Taxonomy-aligned

2. Taxonomy-alignment of investments excluding sovereign bonds\*



- Taxonomy aligned: Fossil gas
- Taxonomy aligned: Nuclear
- Taxonomy aligned (no gas and nuclear)
- Non Taxonomy-aligned

This graph represents 100% of the total investments

\* For the purpose of these graphs, 'sovereign bonds' consist of all sovereign exposures.

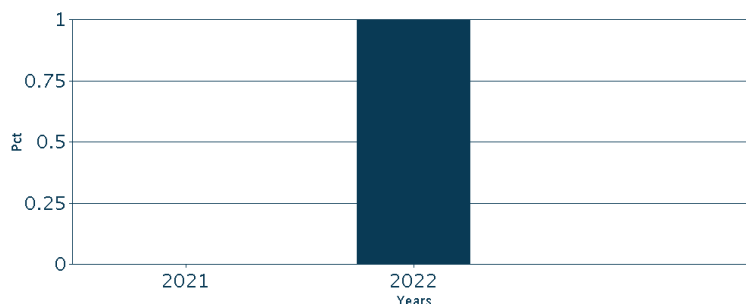
Taxonomy-aligned activities are expressed as a share of

- Turnover reflects the 'greenness' of investee companies today.
- Capital expenditure (CapEx) shows the green investments made by investee companies, relevant for a transition to a green economy.
- Operational expenditure (OpEx) reflects the green operational activities of investee companies.

## What was the share of investments made in transitional and enabling activities?

Taxonomy alignment	2022
Investments aligned with the EU taxonomy - Fund	1%
Investments aligned with the EU taxonomy (enabling activities) - Fund	0%
Investments aligned with the EU taxonomy (transitional activities) - Fund	0%

## How did the percentage of investments that were aligned with the EU Taxonomy compare with previous reference periods?



## What was the share of sustainable investments with an environmental objective not aligned with the EU Taxonomy?

The share of sustainable investments with an environmental objective not aligned with the EU Taxonomy was in average 21%, and at the end of the reference period 28%.

The reason why the fund invested in sustainable investment an environmental objective that are not aligned with the EU Taxonomy is due to low availability of company data and disclosures allowing the fund to determine Taxonomy alignment and due to the scope of objectives targeting by the fund going beyond the scope of the EU Taxonomy.

## What was the share of socially sustainable investments?

The share of socially sustainable investments was in average 2%, and at the end of the reference period 1%.

## What investments were included under 'other', what was their purpose and were there any minimum environmental or social safeguards?

The fund's underlying assets that did not contribute to the attainment of environmental and/or social characteristics of the fund are categorised in the "Other" investment bucket.

This bucket included primarily cash held as ancillary liquidity and derivatives and other investments used for hedging or risk management purposes.

Due to the nature of the asset classes the fund did not apply considerations on minimum environmental or social safeguards for these investments.



are sustainable investments with an environmental objective that do not take into account the criteria for environmentally sustainable economic activities under Regulation (EU) 2020/852.





### **What actions have been taken to meet the environmental and/or social characteristics during the reference period?**

During the reference period, the fund has managed the strategy in accordance with the binding elements ensuring the attainment of the environmental and/or social characteristics, meaning that issuers have been screened and, as relevant excluded by the fundor criteria for sustainable investments, and that assessments continuously have been made in respect to needs of engaging or having other active ownership activities for issuers in the fund's portfolio.

Relevant monitoring has been in place to ensure the attainment of the environmental and/or social characteristics.



### **How did this financial product perform compared to the reference benchmark?**

N/A

Reference benchmarks are indexes to measure whether the financial product attains the environmental or social characteristics that they promote.