

BlackRock Sustainable Energy Fund

A2 U.S. Dollar

BlackRock Global Funds

BlackRock
貝萊德

July 2024

Performance, Portfolio Breakdowns and Characteristics, and Net Assets as at 31-Jul-2024.

IMPORTANT:

- The Fund's investments in equities could incur significant losses due to higher fluctuation of equity values. The Fund's investments are concentrated in the alternative energy and energy technologies sectors. This may result in greater volatility than more broad-based investments.
- The Fund is subject to currency risk, emerging market risk, foreign investments restrictions risk, small-cap companies' volatility and liquidity risks, contingent convertible bonds risk, risk associated with investing in sustainable themes or sectors, ESG investment policy risk, and currency conversion risk including Renminbi denominated Classes.
- **Class 10 Shares** pay dividends gross of expenses and/or from capital at the Directors' discretion. Paying dividends gross of expenses may result in more income being available for distribution; however these shares may effectively pay dividends from capital – may amount to a partial return or withdrawal of an investor's original investment or capital gains. All declared dividends result in an immediate reduction in the NAV price of the share class on the ex-dividend date.
- The Fund may use derivatives for hedging and for investment purposes. However, usage for investment purposes will not be extensive. The Fund may suffer losses from its derivatives usage.
- The value of the Fund can be volatile and can go down substantially within a short period of time. It is possible that a certain amount of your investment could be lost.
- Investors should not make investment decisions based on this document alone. Investors should refer to the Prospectus and Key Facts Statement for details including risk factors.

INVESTMENT OBJECTIVE

The Sustainable Energy Fund seeks to maximise total return. The Fund invests globally at least 70% of its total assets in the equity securities of sustainable energy companies. Sustainable energy companies are those which are engaged in alternative energy and energy technologies including: renewable energy technology; renewable energy developers; alternative fuels; energy efficiency; enabling energy and infrastructure. The Fund will not invest in companies that are classified in the following sectors (as defined by Global Industry Classification Standard): coal and consumables; oil and gas exploration and production; and integrated oil and gas.

CUMULATIVE & ANNUALISED PERFORMANCE (%)

	CUMULATIVE (%)					ANNUALISED (% p.a.)		
	1m	3m	6m	YTD	1y	3y	5y	S.I.
Fund	2.43	3.50	5.31	-1.58	-4.31	-1.70	11.91	1.72
Benchmark	1.61	8.09	12.44	13.10	17.02	5.75	11.05	7.20

CALENDAR YEAR PERFORMANCE (%)

	2019	2020	2021	2022	2023
Fund	30.21	50.42	15.73	-18.32	12.76
Benchmark	26.60	16.25	18.54	-18.36	22.20

Past performance is not a reliable indicator of current or future performance and should not be the sole factor of consideration when selecting a product or strategy. Investors may not get back the full amount invested. Performance is shown on a Net Asset Value (NAV) basis with gross income reinvested, net of fees. Performance is calculated in the relevant share class currency, including ongoing charges and taxes and excluding subscription and redemption fees, if applicable. Benchmark performance displayed in denominated currency and for comparative purpose only.

RATINGS



Morningstar, Inc. All Rights Reserved.

KEY FACTS

Asset Class : Equity

Benchmark : MSCI ACWI

Fund Inception Date : 15-Mar-2001

Share Class Inception Date : 06-Apr-2001

Share Class Currency : USD

Net Assets (mil) : 5,383.05 USD

Morningstar Category : Sector Equity
Alternative Energy

SFDR Classification : Article 9

ISIN : LU0124384867

Bloomberg Ticker : MERNEWA

FEES and CHARGES*

Initial Charge : 5.00%

Annual Management Fee (incl Distribution Fee, if any) : 1.65%

*For Fee details, please refer to the Fund Prospectus.

PORTFOLIO CHARACTERISTICS

Price to Book Ratio : 2.64x

Price to Earnings Ratio : 21.35x

Standard Deviation (3y) : 22.99

3y Beta : -

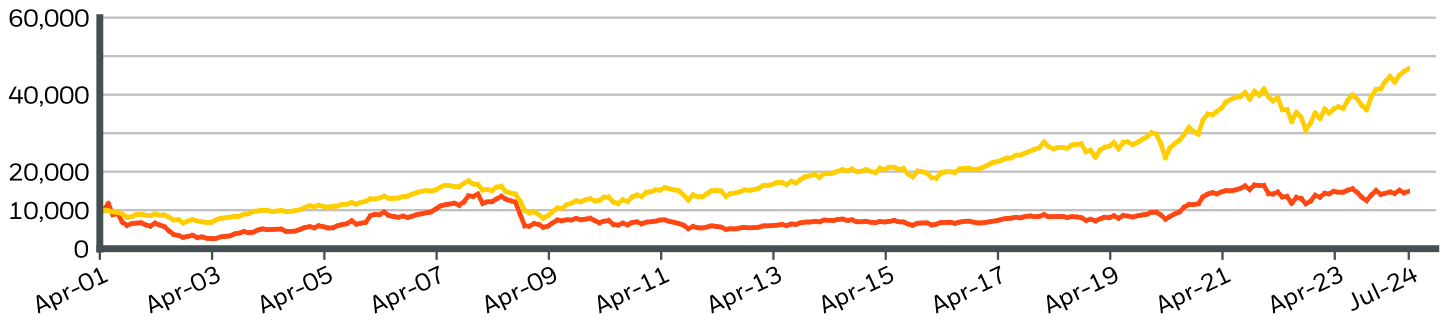
Number of Holdings : 51

PORTFOLIO MANAGERS

Alastair Bishop

Charles Lilford

GROWTH OF 10,000 SINCE LAUNCH



These figures show as a NAV change of the Fund based on a hypothetical \$10,000 investment in the share class.

■ Fund BlackRock Sustainable Energy FundA2 U.S. Dollar
■ Benchmark MSCI ACWI

Contact Us

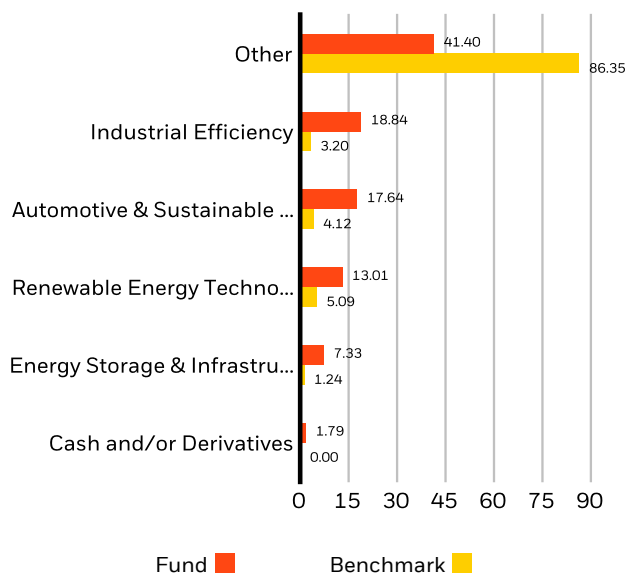
+85239032688 • www.blackrock.com/hk • clientservice.asiapac@blackrock.com

TOP 10 HOLDINGS(%)

RWE AG	3.64%
NEXTERA ENERGY INC	3.59%
ON SEMICONDUCTOR CORPORATION	3.58%
GE VERNOVA INC	3.49%
VESTAS WIND SYSTEMS A/S	3.43%
NATIONAL GRID PLC	3.24%
SSE PLC	3.18%
RENESAS ELECTRONICS CORP	3.12%
LINDE PLC	2.84%
HUBBELL INCORPORATED	2.69%
Total of Portfolio	32.80%

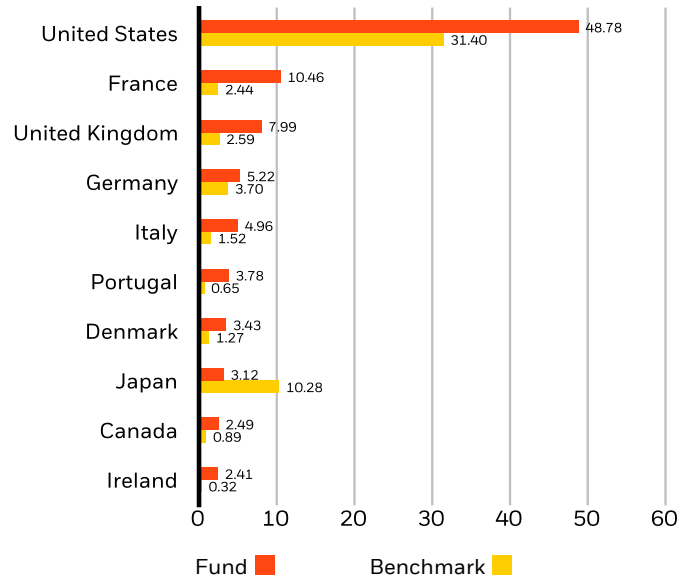
Holdings subject to change.

SECTOR BREAKDOWN (%)



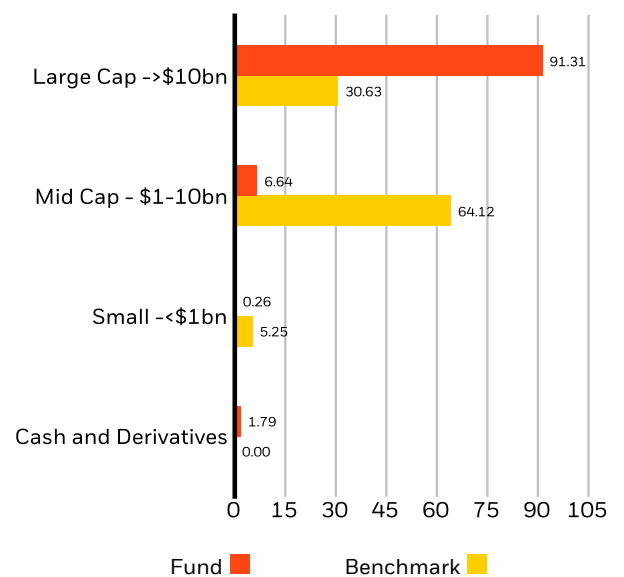
Negative weightings may result from specific circumstances (including timing differences between trade and settlement dates of securities purchased by the funds) and/or the use of certain financial instruments, including derivatives, which may be used to gain or reduce market exposure and/or risk management. Allocations are subject to change. Due to rounding, the total may not be equal to 100%.

GEOGRAPHIC BREAKDOWN (%)



Allocations are subject to change. **Source:** BlackRock

MARKET CAPITALISATION (%)



Allocations are subject to change. **Source:** BlackRock

Contact Us

+85239032688 • www.blackrock.com/hk • clientservice.asiapac@blackrock.com

IMPORTANT INFORMATION:

On 25 March 2019 the Fund renamed from BlackRock New Energy Fund to BlackRock Sustainable Energy Fund.

Unless otherwise specified, all information as of 08-Aug-2024.

Sources: BlackRock and Morningstar. Performance is shown as of the month end in share class currency on a NAV to NAV price basis with income reinvested, net of fees. The above Fund data is for information only and does not constitute an offer or invitation to anyone to invest in any BlackRock Global Funds (BGF) and has not been prepared in connection with any such offer. BGF is an open-ended investment company established in Luxembourg which is available for sale in certain jurisdictions only. BGF is not available for sale in the U.S. or to U.S. persons. Product information concerning BGF should not be published in the U.S. Investment involves risk. Past performance is not necessarily a guide to future performance or returns. The value of investments and the income from them can fluctuate and is not guaranteed. Rates of exchange may cause the value of investments to go up or down. Investors may not get back the amount they invest. Individual stock price/figure does not represent the return of the Fund. The investment returns are denominated in share class dealing currency, which may be a foreign currency. If so, US/HK dollar-based investors are therefore exposed to fluctuations in the US/HK dollar/foreign currency exchange rate. For Hong Kong investors, please refer to the BGF offering documents for details, including risk factors. Issued by BlackRock Asset Management North Asia Limited. This material and the BlackRock website (www.blackrock.com/hk) have not been reviewed by the Securities and Futures Commission of Hong Kong.

© 2024 BlackRock, Inc. or its affiliates. All Rights Reserved. BLACKROCK is a registered trademark of BlackRock, Inc. or its affiliates. All other trademarks are those of their respective owners.

Contact Us

+85239032688 • www.blackrock.com/hk • clientservice.asiapac@blackrock.com