

Important Information

The fund invests primarily in equity and equity related securities of Chinese companies.

- The fund is exposed to general investment risk. Investors may be subject to loss and there is no guarantee of the repayment of principal.
 - The fund invests in equity would subject to equity investment risk.
 - The fund invests in the emerging and less developed markets which may be subject to greater risks, including ownership and custody risks, political and economic risks, market and settlement risks, etc.
 - The fund invests in concentrated geographical locations and subjects to higher level of risks than a fund investing in a more diversified portfolio/strategy.
 - The fund invests in the PRC and may be subject to change in political, social and economic policy risks, legal and regulatory risks, liquidity and volatility risks, etc.
 - The fund may use derivatives to meet its investment objective. Derivatives exposure may involve higher credit risk and counterparty risk, liquidity risk and valuation risk. In adverse situations, the fund may suffer significant losses from their derivative usage for hedging.
 - For distribution share classes/units, the distribution rate is not guaranteed. Distribution yield is not indicative of the return of the fund. Distributions maybe paid out of the capital of the fund at the Manager's discretion. This amounts to a return or withdrawal of part of the amount you originally invested or capital gains attributable to that and may result in an immediate decrease in the net asset value per share or decrease in the value of units of the relevant Distribution units.
- You should not make any investment decision solely based on this document. Please read the relevant offering document carefully for further fund details including risk factors.

Investment Objectives

The fund aims to provide capital growth in excess of the MSCI China (Net TR) Index after fees have been deducted over a three to five year period by investing in equities of Chinese companies.

Schroders Schroder International Selection Fund China Opportunities

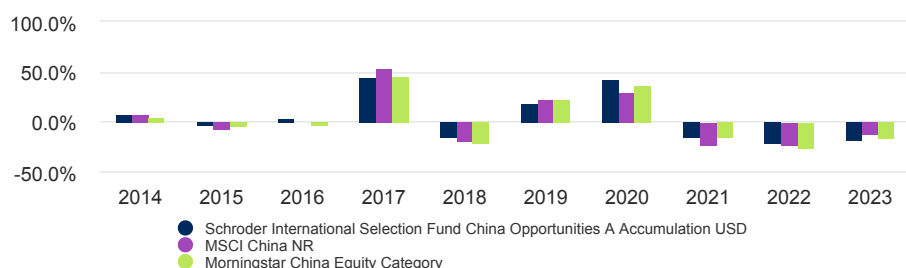
A Accumulation USD | Data as at 30.11.2024

Share class performance (Cumulative)

Performance (%)	1 month	3 months	6 months	YTD	1 year	3 years	5 years	10 years
Fund	-3.3	12.0	6.9	6.5	2.7	-32.9	-6.9	27.1
Target	-4.4	11.4	8.9	16.3	13.5	-21.9	-11.5	18.6
Comparator	-3.9	11.0	6.2	10.4	8.1	-32.4	-13.4	11.1

Annual Performance (%)	2019	2020	2021	2022	2023
Fund	19.5	42.9	-14.7	-20.5	-17.4
Target	23.5	29.5	-21.7	-21.9	-11.2
Comparator	23.3	37.4	-15.5	-25.3	-15.7

Performance over 10 years (%)



Source: Morningstar, NAV to NAV, net income reinvested, net of fees, based on Schroder International Selection Fund China Opportunities A Accumulation USD Units, USD. Some performance differences between the fund and the benchmark may arise as the benchmark returns are not adjusted for non-dealing days of the fund. The benchmark has been changed from MSCI China TR Gross to MSCI China TR Net on 02.04.2013. The full track record of the previous benchmark has been replaced with the new one. Schroder International Selection Fund is referred to as Schroder ISF. The Fund size quoted includes all classes of the Fund. Investment involves risks. Price of units may go down as well as up. Past performance is not indicative of future performance. Please refer to the relevant offering documents for fund details including risk factors. This material is issued by Schroder Investment Management (Hong Kong) Limited and has not been reviewed by the SFC. Performance is calculated from the share class's since launch date (17.02.2006). The names of the target and comparator(s) benchmarks may be displayed in abbreviation format, please refer to the Benchmark and corporate action information section for the full benchmark names.

Fund literature



Download the offering documents and investor notice here

Ratings and accreditation



Please refer to the Source and ratings information section for details on the icons shown above.

Fund facts

Fund manager	Louisa Lo
Fund launch date	17.02.2006
Fund base currency	USD
Fund size (Million)	USD 997.65
Number of holdings	72
Target	MSCI China NR
Comparator	Morningstar China Equity Category
Unit NAV	USD 338.1273
Hi/Lo (past 12 mths)	USD 416.2528 / USD 271.1314
Annualized Return (3Y)	-12.44%

Fees & expenses

Initial charge up to	5.00%
Annual management fee	1.500%
Redemption fee	0.00%

Codes

ISIN	LU0244354667
Bloomberg	SCHCHOA LX

Risk statistics & financial ratios

	Fund	Target
Annual volatility (%) (3y)	30.9	32.8
Alpha (%) (3y)	-6.0	-
Beta (3y)	0.9	-
Sharpe ratio (3y)	-0.4	-0.2
Information ratio (3y)	-0.7	-
Price to book	1.7	-
Price to earnings	15.7	-
Predicted Tracking error (%)	4.4	-

Source: Morningstar, and Schroders for the Predicted tracking error. The above ratios are based on NAV to NAV price based performance data. These financial ratios refer to the average of the equity holdings contained in the fund's portfolio and in the benchmark (if mentioned) respectively.

Schroders Schroder International Selection Fund China Opportunities

A Accumulation USD | Data as at 30.11.2024

Return of USD 10,000



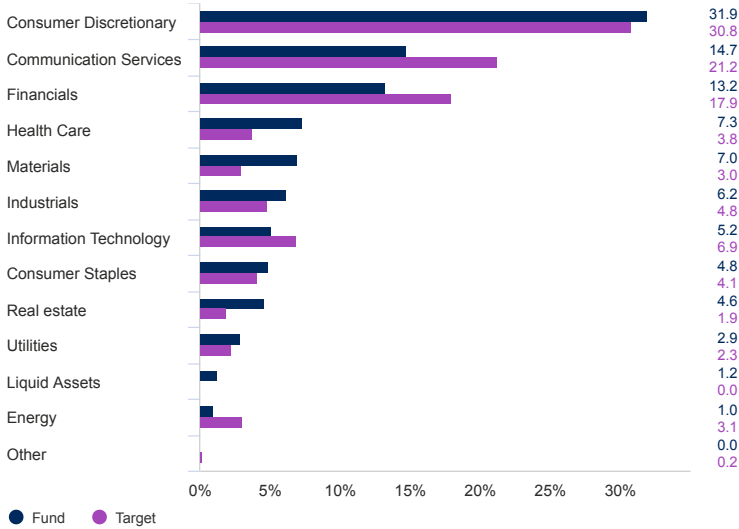
Past Performance is not a guide to future performance and may not be repeated. The value of investments and the income from them may go down as well as up and investors may not get back the amounts originally invested. Exchange rate changes may cause the value of any overseas investments to rise or fall. Performance data does not take into account any commissions and costs, if any, charged when units or shares of any fund, as applicable, are issued and redeemed.

The chart is for illustrative purposes only and does not reflect an actual return on any investment.

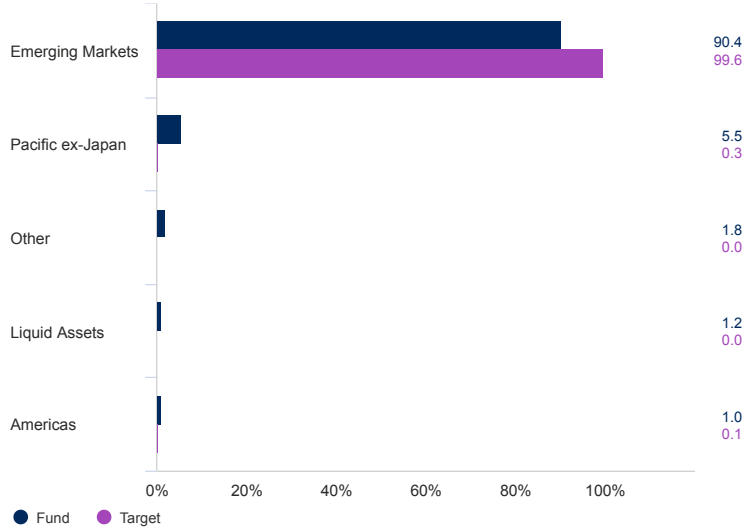
Returns are calculated NAV to NAV (which means performance does not include the effect of any initial charges), net income reinvested, net of fees.

Asset allocation

Sector (%)



Region (%)



Schroders

Schroder International Selection Fund China Opportunities

A Accumulation USD | Data as at 30.11.2024

Top 10 holdings (%)

Holding name	%
Tencent Holdings Ltd	9.8
Alibaba Group Holding Ltd	8.7
Meituan	7.0
JD.com Inc	3.5
Ping An Insurance Group Co of China Ltd	3.3
NetEase Inc	2.6
Contemporary Amperex Technology Co Ltd	2.6
Zijin Mining Group Co Ltd	2.5
CITIC Securities Co Ltd	2.4
Xiaomi Corp	2.3

Source: Schroders.

Derivatives are displayed on the notional basis of the underlying exposure where possible. Due to the different treatment of derivative types, the allocation to Liquid Assets may vary between each chart. Percentages of allocation may not sum up to 100% due to rounding issue.

Share class available

	A Accumulation USD	A Accumulation HKD	A Distribution HKD
Distribution Policy	No Distribution	No Distribution	Quarterly Variable
ISIN	LU0244354667	LU0463099449	LU1188198961
Bloomberg	SCHCHOA LX	SCHCHAA LX	SCICOOA LX

Benchmark and corporate action information

The Fund has environmental and/or social characteristics (within the meaning of Article 8 SFDR).

Benchmarks: (If applicable)

Some performance differences between the fund and the benchmark may arise because the fund performance is calculated at a different valuation point from the benchmark. The target benchmark has been selected because it is representative of the type of investments in which the fund is likely to invest, and it is, therefore, an appropriate target in relation to the return that the fund aims to provide. The comparator benchmark has been selected because the investment manager believes that the benchmark is a suitable comparison for performance purposes given the fund's investment objective and policy. The investment manager invests on a discretionary basis and there are no restrictions on the extent to which the fund's portfolio and performance may deviate from the benchmark. The investment manager will invest in companies or sectors not included in the benchmark in order to take advantage of specific investment opportunities.

Important information

The fund has environmental and/or social characteristics within the meaning of Article 8 of Regulation (EU) 2019/2088 on Sustainability-related Disclosures in the Financial Services Sector (the "SFDR"). For information on sustainability-related aspects of this fund please go to www.Schroders.com

Morningstar Rating as at 30.11.2024: © Morningstar 2024. All Rights Reserved. The information contained herein: (1) is proprietary to Morningstar and/or its content providers; (2) may not be copied or distributed; and (3) is not warranted to be accurate, complete or timely. Neither Morningstar nor its content providers are responsible for any damages or losses arising from any use of this information. Past performance is no guarantee of future results.