

# Schroders

## Schroder International Selection Fund Global Gold

A Accumulation USD | Data as at 30.06.2021

### Fund objectives and investment policy

The fund aims to provide capital growth in excess of the FTSE Gold Mines Index after fees have been deducted over a three to five year period by investing in equities of companies in the gold industry.

This fund may use financial derivative instruments as a part of the investment process. Derivatives carry a high degree of risk and should only be considered by sophisticated investors.

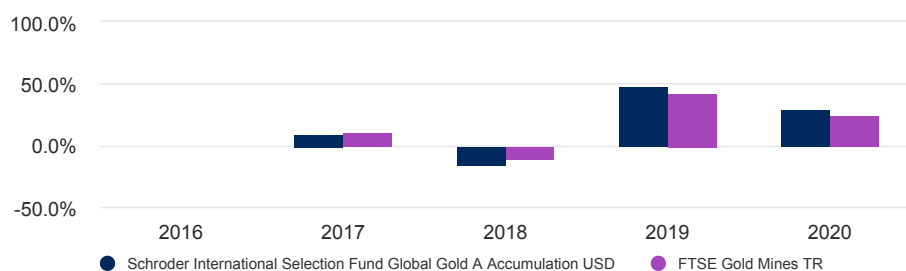
**Past Performance is not a guide to future performance and may not be repeated. The value of investments and the income from them may go down as well as up and investors may not get back the amounts originally invested. Exchange rate changes may cause the value of any overseas investments to rise or fall.**

### Share class performance (%)

| Performance (%)     | 1 month | 3 months | 6 months | YTD   | 1 year | 3 years | 5 years | Since inception |
|---------------------|---------|----------|----------|-------|--------|---------|---------|-----------------|
| Fund (bid to bid)   | -15.8   | 2.0      | -15.9    | -15.9 | -11.5  | 49.0    | 20.1    | 22.2            |
| Fund (offer to bid) | -20.0   | -3.1     | -20.1    | -20.1 | -15.9  | 41.6    | 14.1    | 16.1            |
| Target              | -15.4   | 2.7      | -8.8     | -8.8  | -11.0  | 55.6    | 22.6    | 23.9            |

| Annualized performance (%) | 3 years | 5 years | Since inception |
|----------------------------|---------|---------|-----------------|
| Fund (bid to bid)          | 14.2    | 3.7     | 4.1             |
| Fund (offer to bid)        | 12.3    | 2.7     | 3.0             |
| Target                     | 15.9    | 4.2     | 4.4             |

### Performance over 5 years (%)



**Past performance and any forecasts are not necessarily a guide to the future or likely performance.**

**The value of investments and income from them can go down as well as up and is not guaranteed.** The distributions are not guaranteed. Ordinarily, they will be reviewed annually. In the event of the Fund's income and realised gains being less than indicated distribution amount per unit per annum, distributions will be made from capital. Investors should be aware that the distributions may exceed the income and realised gains of the Fund at times and lead to a reduction of the amount originally invested, depending on the date of initial investment. Some performance differences between the fund and the benchmark may arise as the benchmark returns are not adjusted for non-dealing days of the fund. Where 'since inception' performance figures are stated, please note that the inception date is the same as the share class launch date under 'Fund Facts'.

### Ratings and accreditation



Please refer to the Source and ratings information section for details on the icons shown above.

### Fund facts

|                         |  |
|-------------------------|--|
| Fund manager            | James Luke                                   |
| Managed fund since      | 29.06.2016                                   |
| Fund management company | Schroder Investment Management (Europe) S.A. |
| Domicile                | Luxembourg                                   |
| Fund launch date        | 29.06.2016                                   |
| Share class launch date | 29.06.2016                                   |
| Fund base currency      | USD  |
| Share class currency    | USD  |
| Fund size (Million)     | USD 370.36                                   |
| Number of holdings      | 45   |
| Target                  | FTSE Gold Mines TR                           |
| Unit NAV                | USD 122.2142                                 |
| Dealing frequency       | Daily  |
| Distribution rate       | No Distribution                              |
| Distribution frequency  | No Distribution                              |

### Fees & expenses

|                            |       |
|----------------------------|-------|
| Initial sales charge up to | 5.00% |
| Annual management fee      | 1.5%  |
| Ongoing charge             | 1.87% |
| Redemption fee             | 0.00% |

### Purchase details

|                              |  |
|------------------------------|--|
| Minimum initial subscription | USD 1,000 ; EUR 1,000 or their near equivalent in any other freely convertible currency. |
|------------------------------|--|

### Codes

|              |                  |
|--------------|------------------|
| ISIN         | LU1223082196     |
| Bloomberg    | SCHGGAA LX       |
| SEDOL        | BZ01TQ6          |
| Reuters code | LU1223082196.LUF |

# Schroders Schroder International Selection Fund Global Gold

A Accumulation USD | Data as at 30.06.2021

## Return of USD 10,000



The chart is for illustrative purposes only and does not reflect an actual return on any investment.

Returns are calculated bid to bid (which means performance does not include the effect of any initial charges), net income reinvested, net of fees.

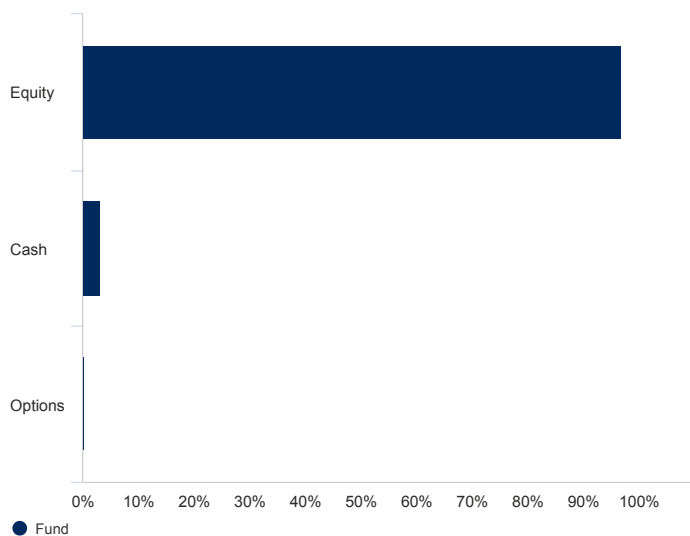
## Risk statistics & financial ratios

|                                     | Fund | Target |
|-------------------------------------|------|--------|
| <b>Annual volatility (%) (3y)</b>   | 39.3 | 37.4   |
| <b>Alpha (%) (3y)</b>               | -0.7 | -      |
| <b>Beta (3y)</b>                    | 1.0  | -      |
| <b>Sharpe ratio (3y)</b>            | 0.5  | 0.5    |
| <b>Information ratio (3y)</b>       | -0.1 | -      |
| <b>Dividend Yield (%)</b>           | 2.0  | -      |
| <b>Price to book</b>                | 1.4  | -      |
| <b>Price to earnings</b>            | 12.3 | -      |
| <b>Predicted Tracking error (%)</b> | 6.3  | -      |

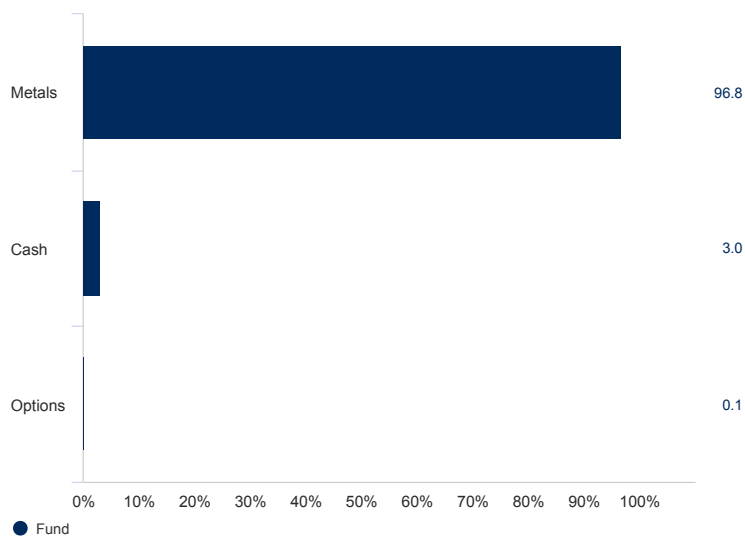
Source: Morningstar, and Schroders for the Predicted tracking error. The above ratios are based on bid to bid price based performance data. These financial ratios refer to the average of the equity holdings contained in the fund's portfolio and in the benchmark (if mentioned) respectively.

## Asset allocation

### Asset class (%)



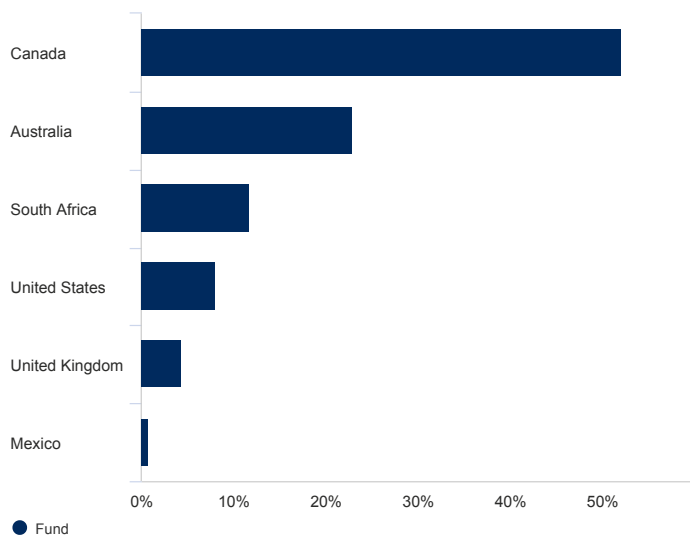
### Sector (%)



# Schroders Schroder International Selection Fund Global Gold

A Accumulation USD | Data as at 30.06.2021

## Geographical Breakdown (%)



## Top 10 holdings (%)

| Holding name                | %   |
|-----------------------------|-----|
| AGNICO EAGLE MINES LTD      | 8.2 |
| BARRICK GOLD CORP           | 8.1 |
| KIRKLAND LAKE GOLD LTD      | 5.8 |
| GOLD FIELDS LTD             | 5.2 |
| ANGLOGOLD ASHANTI LTD       | 5.2 |
| NORTHERN STAR RESOURCES LTD | 5.1 |
| NEWMONT CORPORATION         | 4.9 |
| ENDEAVOUR MINING CORP       | 4.9 |
| OCEANAGOLD CORP             | 4.7 |
| KINROSS GOLD CORP           | 4.3 |

Source: Schroders. Top holdings and asset allocation are at fund level. Derivatives are displayed on the notional basis of the underlying exposure where possible. Due to the different treatment of derivative types, the allocation to Liquid Assets may vary between each chart.

## Share class available

|                               | A Accumulation USD | A Accumulation HKD |
|-------------------------------|--------------------|--------------------|
| <b>Distribution frequency</b> | No Distribution    | No Distribution    |
| <b>ISIN</b>                   | LU1223082196       | LU2275660947       |
| <b>Bloomberg</b>              | SCHGGAA LX         | SGLGLDA LX         |
| <b>SEDOL</b>                  | BZ01TQ6            | BM90B45            |

## Contact information

Schroder Investment Management (Europe) S.A.  
5, rue Höhenhof  
Sennigerberg  
Luxembourg  
L-1736  
Tel: +352 341 342 202  
Fax: +352 341 342 342

Schroder Investment Management (Singapore) Ltd  
138 Market Street  
#23-01 CapitaGreen Singapore 048946  
Tel: (65) 6534 4288  
Fax: (65) 6536 6626

For your security, all telephone calls are recorded  
Schroders Reg No 199201080H

## Benchmark and corporate action information

The fund's performance should be assessed against its target benchmark being to exceed the FTSE Gold Mines index. The fund's investment universe is expected to overlap to a limited extent with the components of the target benchmark. The investment manager invests on a discretionary basis and there are no restrictions on the extent to which the fund's portfolio and performance may deviate from the target benchmark. The investment manager will invest in companies or sectors not included in the target benchmark in order to take advantage of specific investment opportunities. The target benchmark has been selected because it is representative of the type of investments in which the fund is likely to invest and it is, therefore, an appropriate target in relation to the return that the fund aims to provide.

### Source and ratings information

---

Source of all performance data, unless otherwise stated: Morningstar, bid to bid, net income reinvested, net of fees.

Morningstar Rating: © Morningstar 2021. All Rights Reserved. The information contained herein: (1) is proprietary to Morningstar and/or its content providers; (2) may not be copied or distributed; and (3) is not warranted to be accurate, complete or timely. Neither Morningstar nor its content providers are responsible for any damages or losses arising from any use of this information. Past performance is no guarantee of future results.

### Important information

---

This advertisement or publication has not been reviewed by the Monetary Authority of Singapore.

Schroder International Selection Fund (the "Company"), a Luxembourg-registered open-ended investment company, is the responsible person for the Company's sub-funds (each, a "Fund" and collectively, the "Funds") recognised under Section 287 of the Securities and Futures Act of Singapore, and has appointed Schroder Investment Management (Singapore) Ltd as its Singapore corporate representative in this regard. This document does not constitute an offer to anyone, or a solicitation by anyone, to subscribe for shares in any Fund. Nothing in this document should be construed as advice or a recommendation to buy or sell shares in any Fund. This document is published for information and general circulation only and does not have any regard to the specific investment objectives, financial situation and the particular needs of any specific person who may receive this document. Investors should seek independent advice from a financial advisor before investing in shares of any Fund. Subscriptions in shares of any Fund can only be made on the basis of its latest Product Highlights Sheet and prospectus, copies of which can be obtained from Schroder Investment Management (Singapore) Ltd. or its distributors. Investors need to read the Product Highlights Sheet and the prospectus of each Fund carefully before investing. Investors also should consider each Fund's investment objective, risks, charges and expenses carefully before investing. Investments in any Fund involves risks which are fully described in the Fund's prospectus. Past performance of each Fund or the managers, and any economic and market trends or forecast, are not necessarily indicative of the future or likely performance of the Fund or the manager. The value of shares of each Fund, and the income accruing to the shares, if any, of the Fund, may fall as well as rise and investors may not get back the full amount invested. Investors investing in a Fund denominated in a non-local currency should be aware of exchange rate risks. The views and opinions expressed in this document may change without notice. This document is issued by Schroder Investment Management (Europe) S.A., R.C.S. Luxembourg: B 37.799, 5, rue Höhenhof, L-1736 Senningerberg.

Third party data is owned or licensed by the data provider and may not be reproduced or extracted and used for any other purpose without the data provider's consent. Third party data is provided without any warranties of any kind. The data provider and issuer of the document shall have no liability in connection with the third party data. The Prospectus and/or [www.schroders.com](http://www.schroders.com) contains additional disclaimers which apply to the third party data. FTSE International Limited ("FTSE") © FTSE (2021). "FTSE®" is a trade mark of London Stock Exchange Plc and The Financial Times Limited and is used by FTSE International Limited under licence. All rights in the FTSE indices and / or FTSE ratings vest in FTSE and/or its licensors. Neither FTSE nor its licensors accept any liability for any errors or omissions in the FTSE indices and / or FTSE ratings or underlying data. No further distribution of FTSE Data is permitted without FTSE's express written consent.