

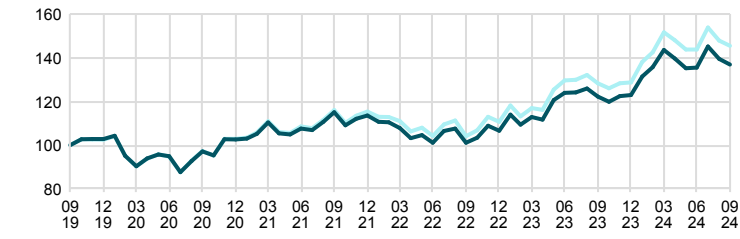
Storebrand Japan is an equity fund which aims to track developments in the Japanese equity market. The fund is managed as an index tracking fund and does not adopt any active positions versus the market. The fund usually invests in approximately 200 to 350 companies, spread across many different industries. The fund follows our standard for sustainable investments, which means, among other things, that we refrain from investing in companies that are in breach of international standards and conventions. These include human rights, labour law and international law, corruption and financial crime, serious climate and environmental damage, and controversial weapons (land mines, cluster bombs and nuclear weapons). We also exclude companies where more than 5 per cent of net sales come from the production and/or distribution of fossil fuels, tobacco, weapons, alcohol, gambling, pornography, cannabis, or companies with large fossil reserves.

Storebrand Japan A SEK - Monthly Returns

	Year	Year, benchmark	Jan	Feb	Mar	Apr	May	Jun	Jul	Aug	Sep	Oct	Nov	Dec
2024	11.39	13.01	6.91	3.25	5.84	-2.75	-3.19	0.18	7.19	-3.93	-1.85	-	-	-
2023	15.41	16.37	6.96	-4.07	3.23	-1.06	8.02	2.76	0.12	1.53	-2.95	-1.97	2.15	0.43
2022	-6.16	-4.07	-2.58	-0.16	-2.46	-4.27	1.38	-3.31	5.25	1.09	-6.06	2.33	5.30	-2.14
2021	10.71	12.13	0.35	2.18	4.89	-4.51	-0.44	2.56	-0.67	3.55	4.00	-5.24	2.77	1.33
2020	-0.15	0.44	1.51	-8.81	-5.07	3.99	1.92	-0.87	-7.65	5.79	4.78	-1.88	7.77	-0.06

Investment Performance

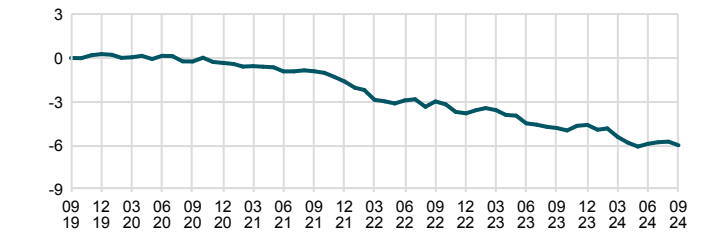
Time Period: 2019-09-30 to 2024-09-30



■ Storebrand Japan A SEK ■ Benchmark

Excess Performance

Time Period: 2019-09-30 to 2024-09-30

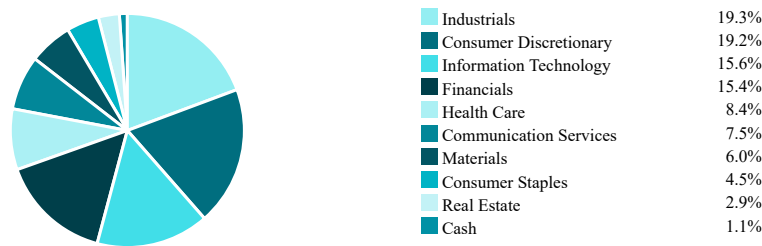


■ Storebrand Japan A SEK

Fund Country Breakdown



Fund Sector Breakdown

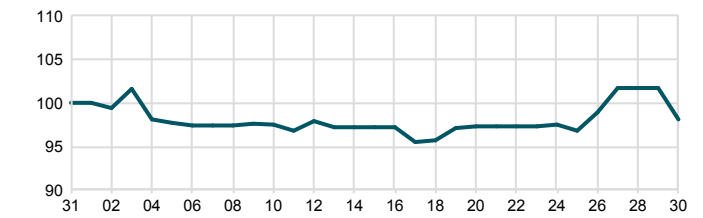


Facts

Manager	Geir Magne Bøe	STD 3 yr, fund	13.25
AUM	8,408 MSEK	STD 3 yr, benchmark	13.36
KID Risk (1-7)	4	Tracking Error 3 yr	0.94
NAV (2024-09-30)	135.31 SEK	Information Ratio 3 yr	-1.97
Morningstar Rating, total (2024-09-30)	3	Sharpe Ratio 3 yr	0.5
Management Fees %	0.20	Beta 3 yr	1.0
Ongoing Charges %	0.21	R ² 3 yr	99.5
Max Drawdown Recovery Period	7 months	ISIN	SE0000621393
Number Of Holdings	209		

Last Month

Time Period: 2024-08-31 to 2024-09-30



■ Storebrand Japan A SEK

Trailing Returns

As Of Date: 2024-09-30

Accumulated since	Fund	Benchmark	Relative
1 m	-1.85	-1.59	-0.26
YTD	11.39	13.01	-1.62
1 yr	12.02	13.41	-1.39
3 yr	19.04	25.38	-6.35
5 yr	37.04	45.60	-8.56
Annualized			
3 yr	5.98	7.82	-1.85
5 yr	6.50	7.79	-1.30

Top Ten Positions

	Weight %
Toyota Motor	4.9
Hitachi	3.4
Sony Group Corporation	3.1
Mitsubishi UFJ Holdings Group	3.1
Keyence	2.6
Recruit Holdings Co Ltd	2.4
Sumitomo Mitsui Financial Group	2.2
Tokyo Electron	2.2
Shin-Etsu Chemical	2.1
Tokio Marine Holdings, Inc.	2.0
Sum	28.0

Currency: SEK All performance related information is net of fees. Please note that historical return is no guarantee of future return. The value of your fund savings can both rise and fall, and you may get back less than you invested. A fund with risk class 6-7 may, due to its composition and the fund company's management methods, decrease and increase substantially in value. All our funds are managed according to a sustainability strategy based on the methods Solutions, Exclusions & Active ownership, please see more information at www.storebrandfonder.se/hallbarhet. Storebrand Fonder may not be held liable for any errors contained in this information. Neither Morningstar nor Storebrand Fonder is responsible for any damages, whether directly or indirectly caused by any shortcomings or errors in this information. Investors should not rely on this information without having made proper checks. Attribution calculated from gross-of-fees prices. Investors and potential investors should be aware that marketing of the funds outside of Sweden may be restricted or unlawful. Information about in which countries, outside of Sweden, some of the funds are marketed is disclosed in the funds' prospectuses. Prospectuses and key investor information documents for the funds are available at www.storebrandfonder.se/fakta.

Total Assets

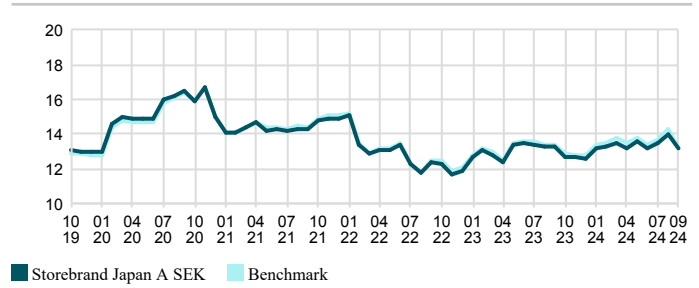
Time Period: 2019-10-31 to 2024-09-30



Standard Deviation

Time Period: 2019-10-31 to 2024-09-30

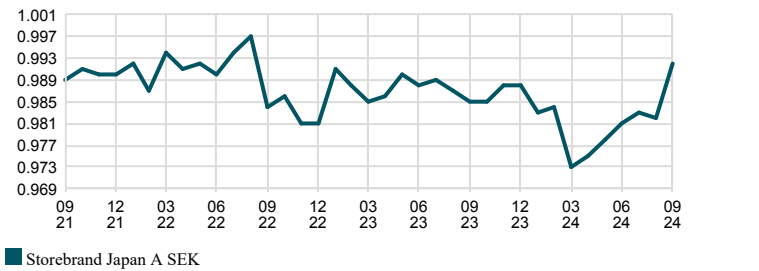
Rolling Window: 2 Years 1 Month shift



Rolling Beta

Time Period: 2021-09-30 to 2024-09-30

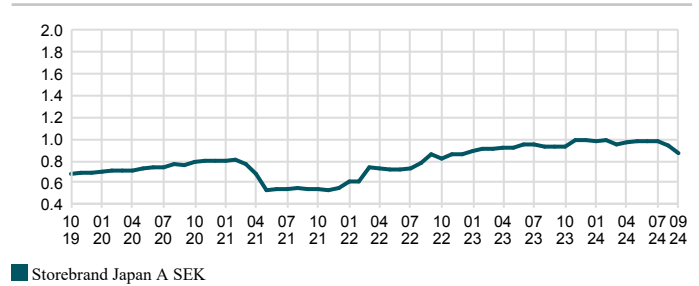
Rolling Window: 2 Years 1 Month shift



Tracking Error

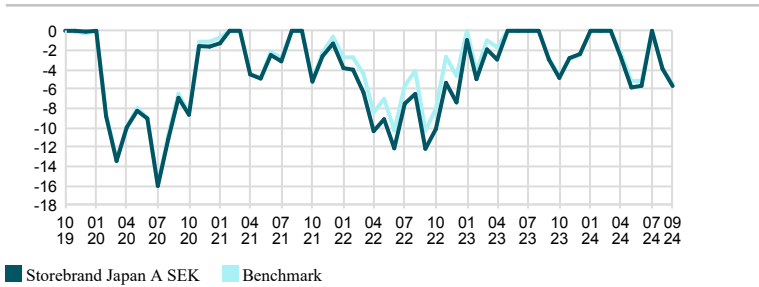
Time Period: 2019-10-31 to 2024-09-30

Rolling Window: 2 Years 1 Month shift



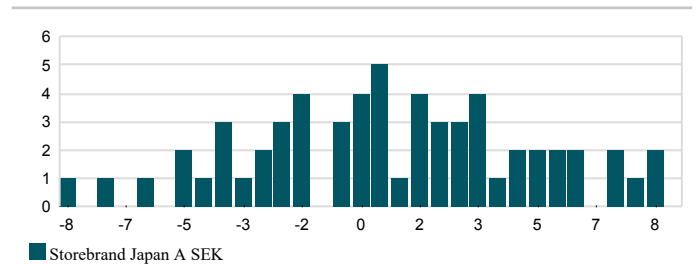
Drawdown

Time Period: 2019-10-31 to 2024-09-30



Monthly Return Distribution

Time Period: 2019-10-31 to 2024-09-30



Sector Attribution - Year To Date

	Portfolio			Benchmark			Analysis			
	Average Weight	Return	Contribution	Average Weight	Return	Contribution	Allocation	Selection	Currency Effect	Total Effect
Cash	0.6	0.0	0.0	0.0	0.0	0.0	0.0	0.0	0.0	-0.1
Energy	0.0	0.0	0.0	0.9	23.4	0.2	-0.1	0.0	0.0	-0.1
Materials	6.2	2.9	0.2	4.4	3.0	0.2	-0.2	0.0	0.0	-0.2
Industrials	18.5	14.5	2.6	22.6	21.2	4.6	-0.3	-1.2	0.0	-1.5
Consumer Discretionary	20.1	4.6	1.2	18.7	4.0	0.9	-0.1	0.1	0.0	0.0
Consumer Staples	4.1	6.2	0.2	5.4	8.7	0.5	0.1	-0.1	0.0	0.0
Health Care	8.3	13.2	1.1	8.0	11.9	1.0	0.0	0.1	0.0	0.1
Financials	15.2	28.5	3.7	13.8	28.8	3.4	0.2	-0.1	0.0	0.2
Information Technology	15.9	8.8	1.4	15.2	8.5	1.3	0.0	0.1	0.0	0.0
Communication Services	7.5	9.2	0.8	7.0	10.5	0.8	0.0	-0.1	0.0	-0.1
Utilities	0.0	0.0	0.0	1.1	5.0	0.1	0.1	0.0	0.0	0.1
Real Estate	3.6	7.3	0.3	2.9	7.0	0.2	0.0	0.0	0.0	0.0
Undefined	0.0	0.0	0.0	0.1	-7.2	0.0	0.0	0.0	0.0	0.0

Currency: SEK All performance related information is net of fees. Please note that historical return is no guarantee of future return. The value of your fund savings can both rise and fall, and you may get back less than you invested. A fund with risk class 6-7 may, due to its composition and the fund company's management methods, decrease and increase substantially in value. All our funds are managed according to a sustainability strategy based on the methods Solutions, Exclusions & Active ownership, please see more information at www.storebrandfonder.se/hallbarhet. Storebrand Fonder may not be held liable for any errors contained in this information. Neither Morningstar nor Storebrand Fonder is responsible for any damages, whether directly or indirectly caused by any shortcomings or errors in this information. Investors should not rely on this information without having made proper checks. Attribution calculated from gross-of-fees prices. Investors and potential investors should be aware that marketing of the funds outside of Sweden may be restricted or unlawful. Information about in which countries, outside of Sweden, some of the funds are marketed is disclosed in the funds' prospectuses. Prospectuses and key investor information documents for the funds are available at www.storebrandfonder.se/faktablad. Storebrand Fonder Head Office: Vasagatan 10. Postal address: SE-105 39 Stockholm. Telephone +46 08 614 24 Storebrand Fonder AB – SE 556397-8922. Registered office: Stockholm.