

Allianz Europe Income and Growth

Allianz Global Investors Fund
AMg / AT



- The Fund is exposed to significant risks of investment/general market, European country, company-specific, creditworthiness/credit rating/downgrading, interest rate, default, valuation, currency, emerging market, country and region, asset allocation, volatility and liquidity, and the adverse impact on RMB share classes due to currency depreciation.
- The Fund is also exposed to risks relating to securities lending transactions, repurchase agreements and reverse repurchase agreements.
- The Fund may invest in high-yield (non-investment grade and unrated) investments and convertible bonds which may subject to higher risks, such as volatility, loss of principal and interest, creditworthiness and downgrading, default, interest rate, general market, company-specific and liquidity risks and therefore may adversely impact the net asset value of the Fund. Convertibles will be exposed to prepayment risk, equity movement and greater volatility than straight bond investments.
- The Fund may invest in financial derivative instruments ("FDI") which may expose to higher leverage, counterparty, liquidity, valuation, volatility, market and over the counter transaction and market risks. The Fund's net derivative exposure may be up to 50% of the Fund's net asset value.
- This investment may involve risks that could result in loss of part or entire amount of investors' investment.
- In making investment decisions, investors should not rely solely on this material.
- **Note:** Dividend payments may, at the sole discretion of the Investment Manager, be made out of the Fund's capital or effectively out of the Fund's capital which represents a return or withdrawal of part of the amount investors originally invested and/or capital gains attributable to the original investment. This may result in an immediate decrease in the NAV per share and the capital of the Fund available for investment in the future and capital growth may be reduced, in particular for hedged share classes for which the distribution amount and NAV of any hedged share classes (HSC) may be adversely affected by differences in the interests rates of the reference currency of the HSC and the base currency of the Fund.



Overall Morningstar Rating™

Investment Objective

The Fund aims at long term capital growth and income by investing in European corporate debt securities and equities.

Performance Overview

Indexed Performance over 3 Years (NAV-NAV)

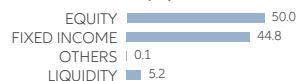


■ Class AMg (EUR) Dis.

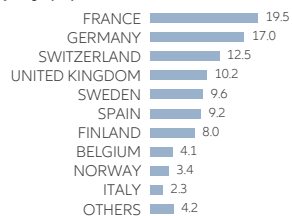
Cumulative Returns	Year to Date	3 Months	1 Year	3 Years	Since Inception
NAV-NAV (%)	4.59	5.48	15.33	3.66	16.50
Calendar Year Returns	2020	2019	2018	2017	2016
NAV-NAV (%)	-4.37	10.83	-6.29	7.03	4.79 ²

Portfolio Analysis

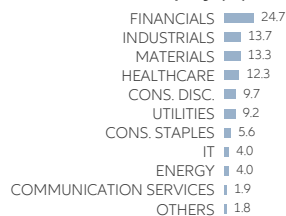
Asset Allocation (%)



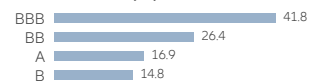
Country/Location Allocation - Equity (%)



Sector Allocation - Equity (%)



Credit Rating Allocation - Fixed Income (%)



+852 2238 8000
hk.allianzgi.com

Scan QR code for fund documents

Portfolio Analysis

Top 5 Holdings (Country/Location) - Equity	Sector	%
ALLIANZ SE-REG (DE)	FINANCIALS	2.1
NOVARTIS AG-REG (CH)	HEALTHCARE	2.0
TOTAL SE (FR)	ENERGY	2.0
MUENCHENER RUECKVER AG-REG (DE)	FINANCIALS	1.8
SANOFI (FR)	HEALTHCARE	1.6
Total		9.5

Top 5 Holdings (Country/Location) - Fixed Income	Sector	%
VOLKSBANK WIEN AG FIX TO FLOAT 2.750% 06.10.27 (AT)	FINANCIALS	1.9
AMERICA MOVIL BV CONV ZERO 02.03.24 (MX)	TELECOM SERVICES	1.9
IMMOFINANZ IIAA CONV STEP 1.500% 24.01.24 (AT)	INDUSTRIAL	1.8
FNAC DARTY SA CONV FIX 0.250% 23.03.27 (FR)	INDUSTRIAL	1.6
VOLKSWAGEN INTL FIN NV . PERP FIX TO FLOAT 3.875% 17.06.2198 (DE)	INDUSTRIAL	1.5
Total		8.7

Statistics Summary

Average Coupon	1.99%	Effective Maturity	4.62 years
Average Credit Quality	BBB	Effective Duration	3.69 years
Yield to Maturity	1.27%		

Dividend History ³ Class AMg Dis.	Dividend / Share	Annualised Dividend Yield ⁴	Ex-Dividend Date
EUR	EUR 0.03357 EUR 0.03357	4.38% 4.43%	15/04/2021 15/03/2021
H2-AUD	AUD 0.03925 AUD 0.03925	5.28% 5.34%	15/04/2021 15/03/2021
H2-HKD	HKD 0.03984 HKD 0.03984	5.19% 5.25%	15/04/2021 15/03/2021
H2-SGD	SGD 0.03933 SGD 0.03933	5.19% 5.25%	15/04/2021 15/03/2021
H2-USD	USD 0.03992 USD 0.03992	5.18% 5.24%	15/04/2021 15/03/2021

Fund Details

Share Class [^]	Class AMg (EUR) Dis.	Class AMg (H2-AUD) Dis.	Class AMg (H2-HKD) Dis.	Class AMg (H2-SGD) Dis.	Class AMg (H2-USD) Dis.	Class AT (H2-USD) Acc.	Class AT (H2-HKD) Acc.
Fund Manager	Joerg de Vries-Hippen						
Fund Size ⁵	EUR 81.19m						
Number of Holdings	98						
Base Currency	EUR						
Subscription Fee (Sales Charge)	Up to 5%						
Management Fee (All-in-Fee ⁶)	1.50% p.a.	1.50% p.a.	1.50% p.a.	1.50% p.a.	1.50% p.a.	1.50% p.a.	1.50% p.a.
Total Expense Ratio ⁷	1.55%	1.55%	1.55%	1.56%	1.55%	1.55%	N/A
Unit NAV	EUR 9.37	AUD 9.13	HKD 9.43	SGD 9.32	USD 9.47	USD 11.33	HKD 10.16
Inception Date	01/06/2016	01/06/2016	01/06/2016	01/06/2016	01/06/2016	02/10/2017	15/03/2021
Dividend Frequency ³	Monthly	Monthly	Monthly	Monthly	Monthly	N/A	N/A
ISIN Code	LU1400636814	LU1400636731	LU1400636574	LU1400636657	LU1400636491	LU1670756490	LU2305039153
Bloomberg Ticker	AEIGAME LX	AEIGAMG LX	AEIGAMH LX	AEIGAMS LX	AEIGAMU LX	AEIATH2 LX	AEIGATH LX
Cumulative Returns (%)							
Year to Date	4.59	4.74	4.95	4.99	5.05	4.91	–
1 Year	15.33	15.67	16.63	16.20	16.67	16.68	–
3 Years	3.66	7.70	9.63	8.81	11.02	10.97	–
Since Inception	16.50	26.11	25.74	25.49	28.79	13.30	–
Calendar Year Returns (%)							
2020	-4.37	-4.51	-2.61	-3.43	-2.81	-2.61	–
2019	10.83	13.18	13.16	13.24	14.09	14.09	–
2018	-6.29	-3.97	-4.44	-4.48	-3.70	-3.76	–
2017	7.03	9.55	8.17	8.48	8.86	1.00 ²	–
2016	4.79 ²	5.90 ²	5.17 ²	5.48 ²	5.45 ²	–	–

Opportunities ⁸

Attractive potential returns of equities, debt securities and convertible bonds
Investments specifically in the European capital market
Broad diversification across numerous securities
Potential additional returns from security analysis and active management

Risks ⁸

Equities, debt securities and convertible bonds may be subject to volatility and loss risks. The volatility of the fund unit price may be strongly increased.
Underperformance of the European capital market possible
Limited participation in the potential of individual securities
Success of single security analysis and active management not guaranteed

Source: All fund data quoted are Allianz Global Investors/IDS GmbH, as at 30/04/2021, unless stated otherwise.

Fund performance is calculated on NAV to NAV basis in denominated currency of the respective share class with gross dividends re-invested. HKD/USD based investors are exposed to foreign exchange fluctuations.

^ The currency-hedged share classes are not recommended for investors whose base currency of investment is not in respective hedged currencies.

- 1) Source: Morningstar, as at 31/03/2021. Copyright © 2021 Morningstar Asia Limited ("Morningstar"). All Rights Reserved. The information contained herein: (1) is proprietary to Morningstar and/or its content providers; (2) may not be copied or distributed; and (3) is not warranted to be accurate, complete or timely. Neither Morningstar nor its content providers are responsible for any damages or losses arising from any use of this information. Past performance is no guarantee of future results.
- 2) Performance is calculated from inception of the share class until the end of that calendar year.
- 3) Dividend payments are applicable for Class AMg Dis (monthly distribution) and for reference only. Yields are not guaranteed, dividend may be paid effectively out of capital (Class AMg). This may result in an immediate decrease in the NAV per share and may reduce the capital available for the Fund for future investment and capital growth. Positive distribution yield does not imply positive return.
- 4) Annualised Dividend Yield = $[(1 + \text{Dividend Per Share} / \text{Ex-Dividend Date NAV})^{12} - 1] \times 100$. The annualised dividend yield is calculated based on the latest dividend distribution with dividend reinvested, and may be higher or lower than the actual annual dividend yield. Positive distribution yield does not imply positive return. Dividend is not guaranteed. Historical dividend yield is not indicative of future dividend payouts.
- 5) The Fund Size quoted includes all share classes of the Fund.
- 6) The All-in-Fee includes the expenses previously called management and administration fees.
- 7) Total Expense Ratio (TER): Total cost (except transaction costs) charged to the Fund during the last financial year (as at 30/09/2020) expressed as a ratio of the Fund's average NAV. For share classes that have been incepted for less than one year as at close of the last financial year (please refer to the Inception Date in the Fund Details table), the TER will be annualised. For share classes incepted after the close of the last financial year, the TER will be reflected as N/A.
- 8) The investment opportunities described herein are for reference only but not guaranteed and are not indicative of future performance. The risks described herein are not meant to be exhaustive, please refer to the offering documents for details of risk factors.

Information herein is based on sources we believe to be accurate and reliable as at the date it was made. We reserve the right to revise any information herein at any time without notice. No offer or solicitation to buy or sell securities and no investment advice or recommendation is made herein. In making investment decisions, investors should not rely solely on this material but should seek independent professional advice.

Investing in fixed income instruments (if applicable) may expose investors to various risks, including but not limited to creditworthiness, interest rate, liquidity and restricted flexibility risks. Changes to the economic environment and market conditions may affect these risks, resulting in an adverse effect to the value of the investment. During periods of rising nominal interest rates, the values of fixed income instruments (including short positions with respect to fixed income instruments) are generally expected to decline. Conversely, during periods of declining interest rates, the values are generally expected to rise. Liquidity risk may possibly delay or prevent account withdrawals or redemptions. Investment involves risks, in particular, risks associated with investment in emerging and less developed markets. Past performance is not indicative of future performance. Investors should read the offering documents for further details, including the risk factors, before investing. This material and website have not been reviewed by the Securities and Futures Commission of Hong Kong. Issued by Allianz Global Investors Asia Pacific Limited.

Allianz Global Investors Asia Pacific Limited (27/F, ICBC Tower, 3 Garden Road, Central, Hong Kong) is the Hong Kong Representative and is regulated by the Securities and Futures Commission of Hong Kong. (54/F, One Island East 18 Westlands Road, Quarry Bay, Hong Kong).