

Fidelity Funds – Flexible Bond Fund

富達基金 – 靈活債券基金

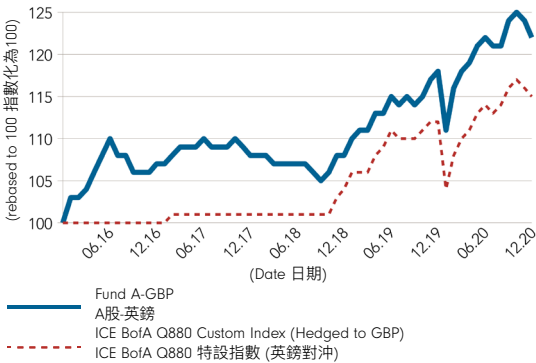
28 February 2021 年2月28日

- This fund invests primarily in fixed income instruments of issuers globally, either denominated in Sterling or other currencies. Exposure to non-Sterling denominated debt securities will be largely hedged back to Sterling.
 - The fund is subject to risk to capital and income, foreign currency risk, risk of investing in sovereign debt, downgrading risk, credit/default risk, credit rating risk and valuation risk. The value of bonds or other debt instruments will fluctuate depending on e.g. market interest rates, the credit quality of the issuer, the currency of the investment and liquidity considerations. In general, the prices of debt instruments rise when interest rates fall, whilst their prices fall when interest rates rise. The fund is subject to sovereign debt risk of certain countries within the Eurozone, higher volatility, liquidity, currency and default risks. Although the fund will generally invest in income-producing securities, it is not guaranteed that all underlying investments will generate income. Higher yields generally mean that there will be increased potential for capital appreciation and / or depreciation for fixed income securities. The fund may invest in debt securities rated below investment grade or unrated securities which are subject to lower liquidity, higher volatility, heightened risk of default and loss of principal and interest than higher-rated/lower yielding debt securities.
 - The fund may invest in instruments with loss-absorption features which are subject to greater capital risks, liquidity, valuation and sector concentration risk. The fund may invest in CoCos, which are highly complex and are of high risk. CoCos are a form of hybrid debt security with loss-absorption features that are intended to either convert into equity shares of the issuer or have their principal written down upon the occurrence of certain 'triggers'. The fund may also invest in senior non-preferred debts, which may be subject to write-down upon the occurrence of a trigger event and may result in total loss of principal invested.
 - The fund net derivative exposure may be more than 100% of its NAV, which may involve liquidity risk, counterparty credit risk, volatility risk, valuations risk and over-the-counter transaction risk. Exposure to derivatives may lead to a high risk of significant loss by the fund. The fund may subject to High Leverage Risks, which will increase the volatility of the fund's price and may lead to significant losses. The fund may implement active currency positions which may result in the fund suffering total loss even if there is no loss of the value of the underlying securities positions being held by the fund.
 - Investors may suffer substantial loss of their investments in the fund. Investor should not invest in the fund solely based on the information provided in this document and should read the offering documents, including Product Key Facts (including the risk factors) for details.
- 本基金主要投資於由環球發行機構所發行的定息工具（以英鎊或其他貨幣結算），大部份非英鎊結算債務證券的投資將會進行英鎊對沖。
 - 基金可能涉及資本及收益的風險、外幣風險、投資於主權債務的風險、評級下調風險、信貸 / 違約風險、信貸評級風險及估值風險。債券或其他債務工具的價值將受多項因素影響而波動，例如市場利率、發行機構的信貸質素、投資的計值貨幣及流動性等因素。一般情況下，當利率下調時，債務工具的價格將上升，而當利率上調時，其價格則下跌。基金須承受若干歐元區國家的主權債務風險，較高的波動、流動性、貨幣及違約風險。雖然基金一般將投資於收益性股票證券，但不保證所有相關投資均能締造收益。收益較高一般意味著定息證券的資本增值及 / 或貶值潛力將增加。基金可能投資於未達投資級別債務證券或未獲評級證券。與較高評級 / 收益率較低的債務證券比較，須承受較低流動性、較大波動，以及較高的違約及損失本金和利息的風險。
 - 基金可投資於具有損失吸收特點的投資工具而須承受較大的資本風險、流動性、估值和集中行業投資風險。基金可投資於CoCos，有關證券高度複雜，而且風險高。CoCos是一種具有損失吸收特點的混合債務證券，旨在於一旦發生若干「觸發事件」，把證券轉換為發行機構股份，或撇減其本金。基金亦可投資於主權位非優先受償債務，可能面對撇減，這可能會導致完全失去所投資的本金。
 - 基金的衍生工具風險承擔淨額可超過其資產淨值的100%。偶爾使用衍生工具可能會引發流動性風險、交易對手信貸風險、波幅風險、估值風險及場外交易市場交易風險。投資於衍生工具可能導致基金須承受錄得重大損失的高風險。基金可能涉及高槓桿水平風險，令基金價格更趨波動，可能引致重大損失。基金可執行積極貨幣配置，此舉可能會導致基金損失全部投資金額，即使基金所持的相關證券倉盤的價值並無損失。
 - 您在本基金的投資有可能大幅虧損。投資者應該參閱基金之銷售文件，包括產品資料概要(包括風險因素)，而不應只根據這文件內的資料而作出投資。

Fund Details 基金資料

Fund Manager 基金經理	Claudio Ferrarese Tim Foster
Reference Currency 報價貨幣	GBP 英鎊
Fund Size 基金資產值	GBP414m (百萬英鎊)
Max. Sales Charge 最高認購費	3.5%
Annual Management Fee 每年管理費	1.00%
Min. Subscription 最低認購金額	USD2,500 or HKD eqv 2,500美元或港元等值
Fidelity Fund Code 富達基金代號	1037

Fund Performance 基金表現



Top 10 Holdings 10大公司及債券持倉 (%)

Security	Fund 基金	Index 指數
USTN .875% 11/15/30	10.82	0.00
JAPAN GOVT 0% 06/16/21	4.87	0.00
USTN 2.375% 03/15/21	2.98	0.00
IBRD 1.25% 02/10/31	1.35	0.00
USTN 1.125% 02/15/31	1.24	0.00
BTP .6% 08/01/31 144A RGS	1.22	0.00
USTN TII .875% 01/15/29	1.15	0.00
UK GOVT 1.5% 7/22/26 RGS	1.14	0.00
USTB 2.375% 11/15/49	1.01	0.00
UK GILT 6% 12/07/28 RGS	0.97	0.00

Top 5 Issuers 五大持有量最高之發行商 (%)

Issuer	Fund 基金	Index 指數
(T) United States of America	17.64	0.00
(JTDB) JAPAN GOVT 0% 06/16/21	4.87	0.00
(UKT) United Kingdom Of Great Britain	2.30	0.00
(BTPTS) Buoni Poliennali Del Tes	1.50	0.00
(IBRD) IBRD 1.25% 02/10/31	1.35	0.00

Summary of Investment Objective 投資目標摘要

The fund is a Bond fund and aims to achieve income and capital growth by primarily (i.e. at least 70% of the fund's assets) investing in a broad range of fixed income instruments of issuers globally, including those located, listed or exposed to emerging markets, either denominated in Sterling or other currencies. (Please refer to the offering document for Investment Objective of the fund)

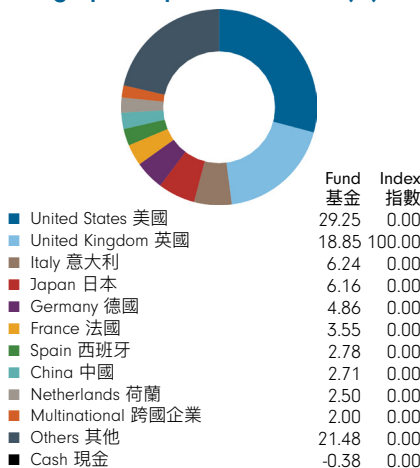
本基金是一項債券基金，旨在主要（即基金資產的最少70%）投資於由環球發行機構（包括位於新興市場，或在新興市場上市或投資的發行機構）所發行的一系列廣泛定息工具（以英鎊或其他貨幣結算），以取得收益及資本增長。（關於基金的投資目標詳情請參閱基金章程）

Cumulative Performance 累積表現 (%)

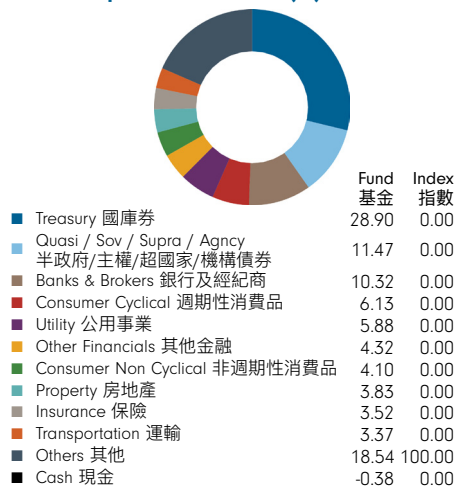
	YTD 年初至今	3 mth 3個月	6 mth 6個月	1 yr 1年	3 yr 3年	5 yr 5年	Since Launch 自推出以來
A-GBP A股 英鎊	-2.4	-1.1	0.8	4.2	13.3	22.5	561.6
A-ACC-GBP A股 累積-英鎊	-2.3	-1.1	0.8	4.2	13.2	22.5	96.2
Index 指數	-1.6	-0.9	0.9	2.1	13.7	14.7	672.3

Source: Fidelity, NAV-NAV basis, in respective currencies with dividends re-invested. Index performance (if any) is calculated in the currency of the first share class listed in the table.
 資料來源：富達，以資產淨值及各自貨幣計算，並假設股息盈利再作投資。指數表現（如有）以表內列示第一項股份類別之貨幣計算。

Geographic Exposure 地區分佈 (%)



Sector Exposure 行業分佈 (%)



Fidelity Funds – Flexible Bond Fund 富達基金 – 靈活債券基金

28 February 2021 年2月28日

Measures † 衡量指標

	Fund 基金	Index 指數
Annualised Volatility (3 years) 年度化波幅(3年)%	5.18	5.31
Beta (3 years) 貝他係數(3年)	0.92	-
Sharpe Ratio (3 years) 夏普比率(3年)	0.70	0.71
Yield to Maturity 到期收益率%	2.75	0.05
Running Yield 現時收益率%	2.98	0.05
Effective Duration 有效存續期	5.5	00.0
Average Credit Rating (Linear) 平均信用評級 (線性)	BBB+	BBB-
Asset Type – Investment grade credit (ex-treasury) 資產類型- 投資級別 (國庫券除外)%	39.14	0.00
Asset Type – High yield bond (%) 資產類型-高收益債券 (%)	29.91	0.00

Index 指數

Market Index: ICE BofA Q880 Custom Index (Hedged to GBP)

ICE BofA Q880 特設指數 (英鎊對沖)

Index is for comparative purpose only.

指數只用作為比較用途。

Dividend 派息

Share Class 股份類別	Dividend per Unit 每單位 派息	Annualised distributions# 年度化分派率 (%)	Ex-Dividend Date 除息日
A-GBP A股-英鎊	0.0012	1.33	01.02.21
A-ACC-GBP A股-累積-英鎊	-	-	-

(#) Annualised distributions = $[(1 + \text{dividend per share/ex-dividend NAV})^{\text{distribution frequency}} - 1]$. Annualised distributions are for indicative purpose only, which may be higher or lower than the actual annual dividend distributions. Dividend rate of the fund does not represent the return of the fund, and past dividend rate does not represent future dividend rate. Distribution amount is not guaranteed. Please see www.fidelity.com.hk for full details of dividend information of all applicable share classes. 年度化分派率 = $[(1 + \text{每股股息 / 除息日資產淨值})^{\text{每年派息次數}} - 1]$ 。年度化分派率僅供說明用途，其可能高於或低過實際全年股息分派率。基金的股息率並不代表基金的回報，過去的股息率亦不代表將來的股息率。派息金額並不獲保證。請瀏覽 www.fidelity.com.hk 參閱所有相關股份類別的派息資料。

Share Class Details & Codes 股份類別資料及代碼

Share Class 股份類別	Launch Date 推出日期	NAV 單位資產淨值	Bloomberg Ticker 彭博代碼	ISIN 基金代碼
A-GBP A股-英鎊	12.11.90	0.36	FIDSTBI LX	LU0048620586
A-ACC-GBP A股-累積-英鎊	25.09.06	1.96	FFSBAGA LX	LU0261947765

A: distributing share class. A-ACC: accumulating share class.

A股: 派息股份類別。A股-累積: 累積股份類別。

Calendar Year Performance 曆年表現 (%)

	2016	2017	2018	2019	2020
A-GBP A股-英鎊	9.5	3.4	-3.8	9.4	8.7
A-ACC-GBP A股-累積-英鎊	9.6	3.5	-4.0	9.5	8.7
Index 指數	4.0	0.4	0.7	9.1	5.2

Source: Fidelity, NAV-NAV basis, in respective currencies with dividends re-invested. Index performance (if any) is calculated in the currency of the first share class listed in the table.

資料來源: 富達, 以資產淨值及各自貨幣計算, 並假設股息盈利再作投資。指數表現 (如有) 以表內列示第一項股份類別之貨幣計算。

Credit Rating Exposure 信用評級分佈 (%)

	Fund 基金	Index 指數
AAA/Aaa	19.83	0.00
AA/Aa	7.34	0.00
A	14.16	0.00
BBB/Baa	26.71	0.00
BB/Ba	17.73	0.00
B	10.11	0.00
CCC and Below	2.10	0.00
Other 其他	2.40	100.00
Cash 現金	-0.38	0.00
Total 總和	100.00	100.00

Other includes bonds that are not rated, interest rate derivatives, FX / derivative P&L, and rounding adjustment. 其他包括沒有評級之債券、利率衍生工具、外匯/衍生工具損益及四捨五入調整。

Currency Exposure 貨幣投資分佈 (%)

	Fund 基金	Index 指數
USD	-0.46	0.00
EUR	-0.46	0.00
GBP	99.97	100.00
JPY	0.03	0.00
HUF	0.19	0.00
Other 其他	0.74	0.00
Rounding Adjustment 四捨五入調整	-0.01	0.00
Total 總和	100.00	100.00

Annual report
年度報告



Semi-annual report
半年度報告



Prospectus
認購章程



Product Key Facts
產品資料概要



Top issuers table: credit derivatives relating to any specific issuer are included, but derivatives relating to government bonds and to bond indices are excluded. Geographic exposure basis is domicile of issuer. Running Yield describes the income investors get from their portfolio as a percentage of market value of the securities and does not include the impact of fees. Effective Duration takes into account all investments in the fund, including derivatives. Average Credit Rating takes into account all investments in the fund, including derivatives. The weight assigned to each issue is equal to its market value weight. The credit rating table excludes derivatives. Currency exposure is after hedging. 持有量最高之發行商: 當中包括特定發行商的信貸衍生工具, 但並不包括與政府債券及債券指數相關的衍生工具。平均信用評級分佈涵蓋基金中的所有投資(包括衍生工具), 並以各自市值作為比重計算。地區分佈根據發行商的註冊地分類。現時收益率為投資者所得收入與其投資組合市值之百分比比較。現時收益率並未反映收費之影響。有效存續期涵蓋基金中的所有投資(包括衍生工具)。平均信用評級分佈涵蓋基金中的所有投資(包括衍生工具), 並以各自市值作為比重計算。信用評級分佈並不包括衍生工具。貨幣投資分佈以對沖後的貨幣為準。

(†) Volatility measures are not calculated for funds which are less than 3 years old. 成立不足三年的基金之波幅不會被計算。This material is issued by FIL Investment Management (Hong Kong) Limited and it has not been reviewed by the Securities and Futures Commission ("SFC"). Investors are reminded of concentration risks and volatility associated with sector funds. Investment involves risks. Past performance is not indicative of future performance. Please refer to the Fidelity Prospectus for Hong Kong Investors and Product Key Facts for further details (including the risk factors). If investment returns are not denominated in HKD or USD, US/HK dollar-based investors will be exposed to exchange rate fluctuations.

Fidelity, Fidelity International, the Fidelity International logo and F symbol are trademarks of FIL Limited. 本文件由富達基金(香港)有限公司發行。本文件未經證券及期貨事務監察委員會審核。投資者應注意行業投資所帶來的風險。投資涉及風險。基金過去的表現並不表示將來亦會有類似的業績, 詳情請細閱富達香港投資者認購章程及產品資料概要(包括風險因素)。若投資收益並非以港元或美元計算, 以美元/港元作出投資的投資者需承受匯率波動的風險。「富達」、Fidelity、Fidelity International、Fidelity International 標誌及F標誌均為FIL Limited的商標。