

# Global Real Return Fund

- The Fund may invest primarily in inflation-indexed fixed income instruments of varying maturities.
- Investments in fixed income securities are subject to interest rate, credit and downgrade risks. The Fund is also subject to risks of investing in high yield, below investment grade and unrated securities.
- It is subject to risks associated with investment, global investment, inflation-indexed bonds, emerging markets, sovereign debt, currency, liquidity and repurchase / reverse repurchase transactions.
- It may invest extensively in financial derivative instruments which may involve additional risks (e.g. market, counterparty, liquidity, volatility, and leverage risks).
- It may at its discretion pay dividends out of capital directly or effectively, which amounts to a return or withdrawal of part of an investor's original investment or from any capital gains attributable to the original investment. Any distributions involving the payment of dividends out of the Fund's capital may result in an immediate reduction of the Fund's net asset value per share.
- Investments involve risks and your investment may suffer significant losses.
- Investors should not rely solely on this material and should read the offering document of the Fund for further details including the risk factors.

## CLASS E ACCUMULATION AND INCOME SHARES

### FUND DESCRIPTION

The Global Real Return Fund is an actively managed portfolio of primarily intermediate duration, global inflation-linked bonds issued by governments their agencies or instrumentalities and corporations. The fund may also have limited tactical holdings, including nominal government, mortgage, corporate or money market securities. This fund seeks to offer a hedge against inflation, consistent real returns, low volatility, portfolio diversification and a broad opportunity set. The fund employs PIMCO's time-tested investment process and industry-renowned, global, inflation-linked bond expertise.

### KEY FACTS

	Accumulation	Income
Bloomberg Ticker	PIMRRAE	PIMGREI
ISIN	IE00B11XZ657	IE00B0MD9N28
Sedol	B11XZ65	B0MD9N2
CUSIP	G70974533	G7096X811
Valoren	2502143	2332545
WKN	A0KD2R	A0J2SJ
Inception Date	31/03/2006	28/10/2005
Distribution	—	Quarterly <sup>1</sup>
Unified Management Fee	1.39% p.a.	1.39% p.a.
Fund Type	UCITS	
Portfolio Manager	Lorenzo Pagani, Yi Qiao, Stephen Rodosky, Daniel He	
Total Net Assets	2.8 (USD in Billions)	
Fund Base Currency	USD	
Share Class Currency	USD	

<sup>1</sup> This share class aims to pay dividend on a quarterly basis. Dividend payout is not guaranteed.

**For questions regarding the PIMCO Funds: Global Investors Series plc, please call +852 3556 1498**

**Visit our website for a full menu of products and services at [pimco.com.hk](http://pimco.com.hk)\***

\*This website has not been reviewed by the Securities and Futures Commission.

A company of **Allianz** 

### Performance (Net of Fees)

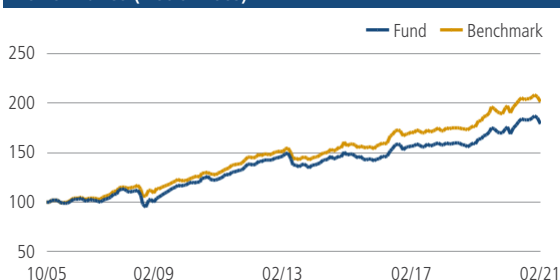


Chart shows performance from the first month-end, rebased to 100, for the E Inc USD class. Past performance is not a guarantee or reliable indicator of future results. Source: PIMCO

Performance (Net of Fees)	3 Mos.	6 Mos.	1 Yr.	3 Yrs.	5 Yrs.	10 Yrs.	SI
Class E, Acc (%)	-3.11	-1.77	2.08	4.41	4.58	3.80	4.03
Class E, Inc (%)	-3.09	-1.81	2.08	4.42	4.58	3.80	3.89
Benchmark (%)	-2.64	-1.36	1.99	5.33	5.02	4.53	—

Calendar Year (Net of Fees)	2012	2013	2014	2015	2016	2017	2018	2019	2020	YTD
Class E, Acc (%)	6.74	-7.22	8.17	-2.76	9.86	3.03	-1.69	7.76	10.23	-3.96
Class E, Inc (%)	6.72	-7.23	8.17	-2.77	9.90	3.08	-1.76	7.77	10.25	-3.98
Benchmark (%)	5.60	-5.51	9.04	-1.12	10.22	3.31	0.10	8.38	9.81	-3.42

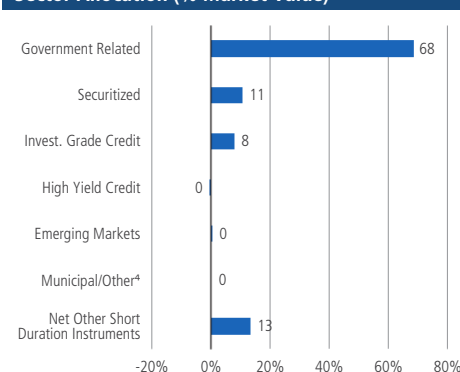
Past performance is not necessarily indicative of future performance. The benchmark is the Bloomberg Barclays World Government Inflation-Linked Bond USD Hedged Index. All periods longer than one year are annualised. SI is the performance since inception. Performance shown is on a NAV-to-NAV basis in the denominated currency and are net of fees and other expenses and include reinvestment of dividends, as applicable.

### Top 10 Holdings (% Market Value)\*

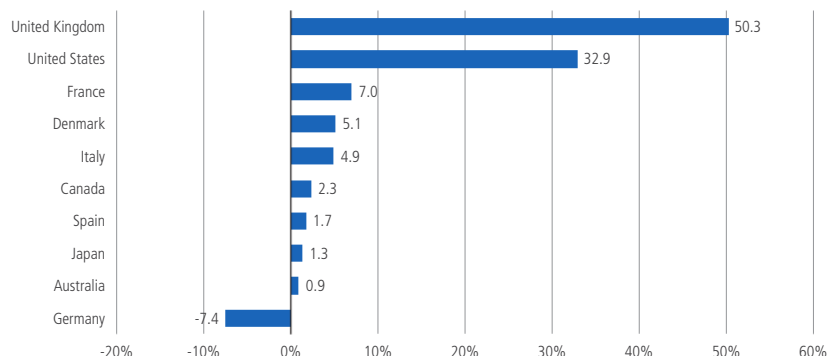
U S TREASURY INFLATE PROT BD	6.5
UK TSY 1.25% 2032 I/L GILT	5.8
U S TREASURY INFLATE PROT BD	4.1
U S TREASURY INFLATE PROT BD	3.8
U S TREASURY INFLATE PROT BD	3.6
UK TSY 0.375% 2062 I/L GILT	3.4
FNMA TBA 2.0% MAR 30YR	3.4
FRANCE GOVT OATE I/L	3.2
FRANCE GOVT OATE I/L	3.2
NYKREDIT REALKREDIT *PARTIAL CALL* IO	3.0

\*Top 10 holdings as of 31/12/2020, excluding derivatives.

### Sector Allocation (% Market Value)

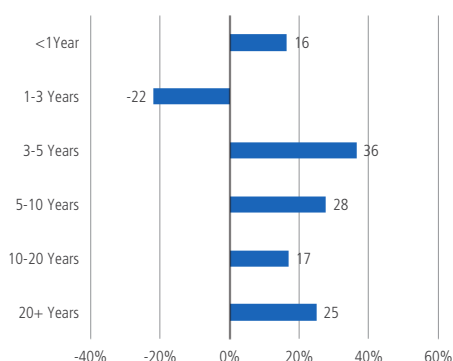


### Top 10 Countries by Contribution to Total Duration (% DWE)

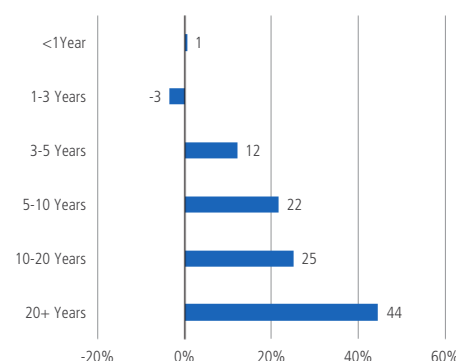


Countries are categorized by currency of settlement. EMU-member countries reflect the country of exposure for EUR-denominated securities. Europe represents European Union instruments that cannot be separated by specific country.

### Maturity (% Market Value)



### Duration (% Duration Weighted Exposure)



### ABOUT THE BENCHMARK

Bloomberg Barclays World Government Inflation-Linked Bond USD Hedged index that measures the performance of the major government inflation-linked bond markets. The Index includes inflation-linked debt issued by the following countries: Australia, Canada, France, Sweden, United Kingdom, and the United States.

Unless otherwise stated in the prospectus or in the relevant key investor information document, the Fund is not managed against a particular benchmark or index, and any reference to a particular benchmark or index in this factsheet is made solely for risk or performance comparison purposes.

### MANAGER

PIMCO Global Advisors (Ireland) Limited

### INVESTMENT ADVISOR

Pacific Investment Management Company LLC

### ABOUT PIMCO

PIMCO is one of the world's premier fixed income investment managers. Since our founding in 1971 in Newport Beach, California, we have continued to bring innovation and expertise to our partnership with clients seeking the best investment solutions. Today our professionals work in 17 offices across the globe, united by a single purpose: creating opportunities for investors in every environment.

<sup>2</sup> Yields reported gross of fees, the deduction of which will reduce the yield. <sup>3</sup> Annualised distribution yield= ( Dividend Rate \* 4 ) / NAV on ex-dividend day. Annualised Distribution Yield is as of 31/12/2020. Dividend is not guaranteed. A positive distribution yield does not imply a positive return. <sup>4</sup> Where permitted by the investment guidelines stated in the portfolios offering documents, "other" may include exposure to, convertibles, preferred, common stock, equity-related securities, and Yankee bonds. Negative allocations may result from derivative positions and unsettled trades and does not imply the fund is short cash, is levered, or that the derivatives are not fully cash backed. Duration is the sensitivity of a fixed income security to a change in interest rates. The longer the duration of a fixed income security, the higher its sensitivity to interest rates. Duration Weighted Exposure (DWE%) is the percentage weight of each sector's contribution to the overall duration of the fund. Morningstar ratings are shown for funds with 4 or 5 star ratings only. Other share classes ratings are either lower or unavailable. A rating is not a recommendation to buy, sell or hold a fund. Copyright © 2021 Morningstar Ltd. All Rights Reserved. The information contained herein: (1) is proprietary to Morningstar and/or its content providers; (2) may not be copied or distributed; and (3) is not warranted to be accurate, complete or timely. Neither Morningstar nor its content providers are responsible for any damages or losses arising from any use of this information. Past performance is no guarantee of future results. Investment involves risk. Past performance is not a guarantee or a reliable indicator of future results and no guarantee is being made that similar returns will be achieved in the future. Investment returns not denominated in US/HK dollar will expose US/HK dollar-based investors to exchange rate fluctuations. The Funds typically offer different share classes, which are subject to different fees and expenses (which may affect performance), have different minimum investment requirements and are entitled to different services. In an environment where interest rates may trend upward, rising rates will negatively impact most bond funds, and fixed income securities held by a fund are likely to decrease in value. Bond funds and individual bonds with a longer duration (a measure of the expected life of a security) tend to be more sensitive to changes in interest rates, usually making them more volatile than securities with shorter durations. PIMCO Funds: Global Investors Series plc is an umbrella type open-ended investment company with variable capital and is incorporated with limited liability under the laws of Ireland with registered number 276928. Investors should consider the investment objectives, risks, charges and expenses of this fund carefully before investing. This and other information are contained in the fund's prospectus, which may be obtained at [www.pimco.com.hk](http://www.pimco.com.hk) or by contacting the Hong Kong Representative or your fund distributor and/or financial advisor. This document is issued by PIMCO Asia Limited (Suites 2201, 22nd Floor, Two International Finance Centre, No. 8 Finance Street, Central, Hong Kong) and has not been reviewed by the Securities and Futures Commission. No part of this publication may be reproduced in any form, or referred to in any other publication, without express written permission. Unified management fee is a single fixed Management Fee out of which the fees of the Investment Advisers, the Administrator and Custodian shall be paid, and certain other expenses including the fees of Paying Agents (and other local representatives) in jurisdictions where the Funds are registered. PIMCO is a trademark of Allianz Asset Management of America L.P. in the United States and throughout the world. Copyright 2021, PIMCO.