

Western Asset Core Bond CIT

Release Date: 06-30-2022

Benchmark
Bloomberg US Agg Bond TR
USD

Fee Class
R2

Overall Morningstar Rating™

☆☆

Out of 396 Intermediate Core Bond investments. An investment's overall Morningstar Rating, based on its risk-adjusted return, is a weighted average of its applicable 3-, 5-, and 10-year Ratings. See disclosure page for details.

Morningstar Return
Average

Morningstar Risk
High

Investment Information

Investment Objective & Strategy

The Western Asset US Core strategy aims to maximize total return and add value through duration and curve positioning, sector allocation, and security selection, while approximating the risk of the Bloomberg US Aggregate USD Unhedged Index.

It is a broad market strategy that invests in a diversified portfolio using all major investment-grade and US dollar-denominated fixed-income sectors.

Operations and Management

Inception Date 01-10-20
Trustee Wilmington Trust, N.A.
Website www.wilmingtontrust.com
Telephone 1-866-427-6885
Sub-Advisor Western Asset Management Company
CUSIP 97182V289

Portfolio Manager(s)

Team Managed

Morningstar Category: Intermediate Core Bond

Intermediate-term core bond portfolios invest primarily in investment-grade U.S. fixed-income issues including government, corporate, and securitized debt, and hold less than 5% in below-investment-grade exposures. Their durations (a measure of interest-rate sensitivity) typically range between 75% and 125% of the three-year average of the effective duration of the Morningstar Core Bond Index.

Volatility Analysis

3-Yr Risk Measures as of 06-30-22	Port Avg	Benchmark
Standard Deviation	6.02	4.56
Sharpe Ratio	-0.33	-0.31
Information Ratio	-0.27	—
R-Squared	87.50	—
Beta	1.24	—
Alpha	-0.24	—

Best 3 Month Return

6.00%
(Apr '20 - Jun '20)

Worst 3 Month Return

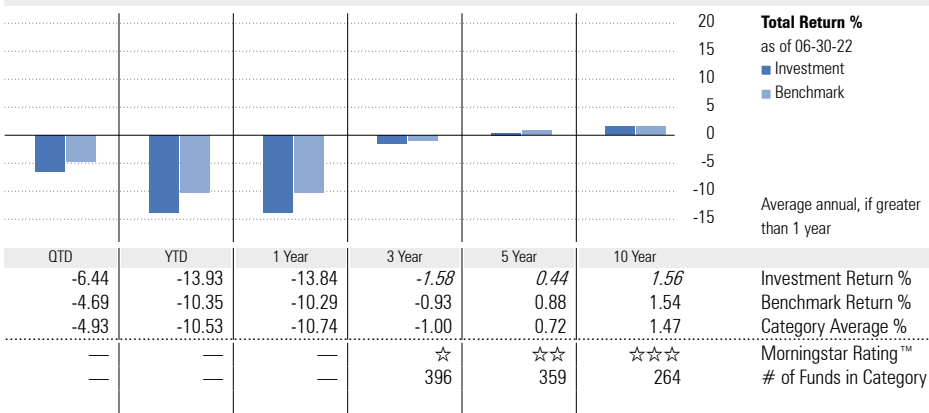
-9.85%
(Feb '22 - Apr '22)

Notes

Wilmington Trust, N.A. Collective Funds (WTNA Funds) are bank collective investment funds; they are not mutual funds.

For Use by Institutional Investors Only – Not Intended for Distribution to Retail Investors

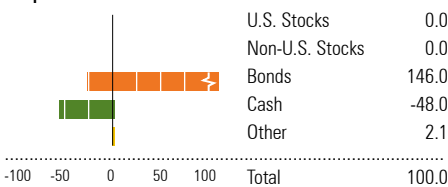
Performance



Performance Disclosure: The performance data quoted represents past performance and does not guarantee future results. The investment return and principal value of an investment will fluctuate; thus an investor's units, when redeemed, may be worth more or less than their original cost. Current performance may be lower or higher than return data quoted herein. Performance returns prior to inception are shown in italics and are based upon the performance of the Western Asset Core Bond R from its inception date 04-30-2012. Please refer to the performance section of the disclosure page for more information.

Portfolio Analysis

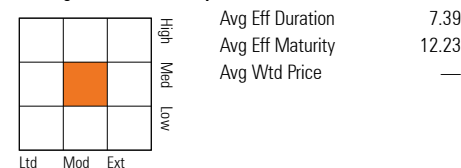
Composition as of 06-30-22



Top 10 Holdings as of 06-30-22

	% Assets
Fut. Us 5yr Not Cbt Sep22 10-05-22	14.89
Fut. 90day Euro Cme Dec22 12-19-22	14.23
Fut. Us 2yr Not Cbt Sep22 10-05-22	13.26
Fut. Yr T-Notes Sep22 09-21-22	11.35
Fut. 90day Euro Cme Dec23 12-18-23	8.47
Fut. Cme 3Mo Sofr Jun23 09-19-23	4.81
United States Treasury Bonds 2.375% 05-15-51	4.18
United States Treasury Bonds 2.25% 02-15-52	2.16
United States Treasury Bonds 1.875% 02-15-51	2.16
United States Treasury Bonds 1.625% 11-15-50	1.40
Total Number of Stock Holdings	0
Total Number of Bond Holdings	2436
Annual Turnover Ratio % as of 12-31-2020	66
Total Fund Assets (\$mil)	1,563.79

Morningstar Fixed Income Style Box™ as of 06-30-22



Morningstar F-I Sectors as of 06-30-22

	% Fund	% Category
Government	52.56	25.57
Corporate	19.09	26.86
Securitized	27.20	31.69
Municipal	0.00	4.93
Cash/Cash Equivalents	1.14	7.67
Other	0.01	3.28

Credit Analysis: % Bonds as of 06-30-22

AAA	56	BB	8
AA	5	B	2
A	12	Below B	0
BBB	17	Not Rated	0

Principal Risks: Please refer to the Additional Fund Information and Principal Risk Definitions document for more information.

Active Management, Credit and Counterparty, Derivatives, Emerging Markets, Financial Sectors, Fixed-Income Securities, Foreign Securities, Forwards, Futures, Inflation/Deflation, Index Correlation/Tracking Error, Inflation-Protected Securities, Industry and Sector Investing, Interest Rate / Interest Rate Changes, Issuer, Investment-Grade Securities, Leverage, Long-Term Outlook and Projections, Market/Market Volatility, Maturity/Duration, Mortgage-Backed and Asset-Backed Securities, Options, Portfolio Diversification, Swaps

Disclosure

Performance

Performance data given represents past performance and should not be considered indicative of future results of the Western Asset Core Bond CIT (the "Fund"). The Fund is not a mutual fund and is not registered as an investment company under the Investment Company Act of 1940. The Fund is not FDIC-insured, may lose value and is not guaranteed by a bank or other financial institution.

Performance data reflects a specific class of units. Other fee classes may currently be available or may become available in the future. Not all fee classes are available for investment by all plans. Fees vary across fee classes, and the net returns investors earn will be different from one fee class to another.

Management of the Fund

Trustee: Wilmington Trust, N.A. (the "Trustee") serves as the Trustee of the Fund and maintains ultimate fiduciary authority over the management of, and investments made in, the Fund. The Fund is part of the Wilmington Trust Collective Investment Trust (the "Trust") operated by the Trustee.

Wilmington Trust is a registered service mark. Wilmington Trust Company, operating in Delaware only, Wilmington Trust, N.A., M&T Bank and certain other affiliates, provide various fiduciary and non-fiduciary services, including trustee, custodial, agency, investment management and other services. Loans, retail and business deposits, and other personal and business banking services and products are offered by M&T Bank, member FDIC.

Sub-Advisor: Western Asset Management Company Western Asset Management Company LLC, is one of the world's leading investment management firms. Its primary business is managing fixed income portfolios, an activity the Firm has pursued since 1971. From offices in Pasadena, New York, Sao Paulo, London, Zürich, Singapore, Hong Kong, Tokyo and Melbourne, Western Asset's 748 employees perform investment services for a wide variety of global clients. The Firm's clients include charitable, corporate, health care, insurance, mutual fund, public and union organizations, and client portfolios range across an equally wide variety of mandates, from money markets to emerging markets. As of June 30, 2022, Western Asset's client base totals 591, representing 35 countries, 1,423 accounts, and \$407 billion in assets under management.

Investment Process:

The strategic goal at Western Asset is to add value to client portfolios while adhering to a disciplined risk management process. With this process the management team seeks to exceed benchmark returns while approximating benchmark risk. The firm's investment philosophy combines traditional analysis with innovative technology applied to all sectors of the market. Western Asset believes inefficiencies exist in the fixed-income markets and attempts to add incremental value by exploiting these inefficiencies across all eligible market sectors. The key areas of focus, representing the primary sources of value added in active fixed-income management, are: duration, term structure, sector & sub-sector allocation, and security selection.

Duration – Limiting interest rate risk to 20% above or below

benchmark duration is Western Asset's most basic risk control tool. The US Broad Strategy Committee decides on a duration target based on a comprehensive analysis of domestic and international macroeconomic factors as well as the general political environment. The underlying belief is that interest rates are primarily determined by the level and direction of inflation, and that inflation is primarily a monetary phenomenon. The US Broad Strategy Committee weighs its views against market expectations, taking on more risk as its views diverge from the market and less risk as they converge. The consensus is not to attempt to time the market, but rather to identify and stay with long-term trends.

Term Structure – Western Asset closely monitors shifts in the yield curve, for the relationship between short, intermediate and long maturity securities is essential to constructing a long-term investment horizon. The US Broad Strategy Committee determines the implications of the yield curve's shape, along with projections of Fed policy and market expectations, and formulates a yield curve strategy to be implemented by the portfolio managers. With excessive market volatility in the last several years, Western Asset's yield curve strategies have proven to be an important source of value added.

Sector & Sub-Sector Allocation – Western Asset has been successfully rotating among and within sectors of the bond market, preferring non-government sectors because they typically offer higher relative yields and have tended to outperform the broad markets over long market cycles. Members of the US Broad Strategy Committee continually analyze the broad economic environment to determine the potential impact on sector performance. They study historical yield spreads, identify the fundamental factors that influence yield spread relationships, and relate these findings to the firm's projections to determine attractive alternatives.

Security Selection – Issue selection is a bottom-up process to determine mispriced or undervalued securities. The sector teams provide an ongoing assessment of changing credit characteristics and valuations with their sectors and subsectors. This analysis includes assessing fundamental criteria such as cash flow projections and leverage multiples, quality of assets and collateral, underwriting criteria and legal covenants, and comparing this fundamental outlook with market valuations. Analysts work closely with the portfolio managers to determine which issues provide clients with the best risk/reward relationship within their respective sectors.

Benchmark: Bloomberg US Agg Bond TR USD

The index measures the performance of investment grade, U.S. dollar-denominated, fixed-rate taxable bond market, including Treasuries, government-related and corporate securities, MBS (agency fixed-rate and hybrid ARM passthroughs), ABS, and CMBS. It rolls up into other Bloomberg flagship indices, such as the multi-currency Global Aggregate Index and the U.S. Universal Index, which includes high yield and emerging markets debt.

Notes Regarding Return Information

Return figures represent the total change in net assets with capital gains and income dividends reinvested. Performance information is presented net of any applicable trustee fees,

management fees for services provided by the Sub-Advisor, or other fees or expenses which are borne by the Fund. See "Fees and Expenses" for more information.

Morningstar Rating™

The Morningstar Rating™ for funds, or "star rating", is calculated for managed portfolios (including mutual funds, variable annuity and variable life subaccounts, exchange-traded funds, close-end funds, and separate accounts) with at least a three-year history. Exchange-traded funds and open-ended mutual funds are considered a single population for comparative purposes. It is calculated based on a Morningstar Risk-Adjusted Return measure that accounts for variation in a managed product's monthly excess performance, placing more emphasis on downward variations and rewarding consistent performance. The Morningstar Rating does not include any adjustment for sales load. The top 10% of products in each product category receive 5 stars, the next 22.5% receive 4 stars, the next 35% receive 3 stars, the next 22.5% receive 2 stars, and the bottom 10% receive 1 star. The Overall Morningstar Rating for a managed product is derived from a weighted average of the performance figures associated with its three-, five-, and 10-year (if applicable) Morningstar Rating metrics.

For collective investment funds, the Morningstar Rating presented is hypothetical, because Morningstar does not independently analyze CITs. Rather, the rating is assigned as a means to compare these funds with the universe of mutual funds that Morningstar rates. The evaluation of this investment does not affect the retail mutual fund data published by Morningstar.

Morningstar Return

The Morningstar Return rates a fund's performance relative to other managed products in its Morningstar Category. It is an assessment of a product's excess return over a risk-free rate (the return of the 90-day Treasury Bill) in comparison with the products in its Morningstar category. In each Morningstar category, the top 10% of products earn a High Morningstar Return (High), the next 22.5% Above Average (+ Avg), the middle 35% Average (Avg), the next 22.5% Below Average (- Avg), and the bottom 10% Low (Low). Morningstar Return is measured for up to three time periods (three, five, and 10 years). These separate measures are then weighted and averaged to produce an overall measure for the product. Products with less than three years of performance history are not rated.

Morningstar Risk

Morningstar Risk evaluates a fund's downside volatility relative to that of other products in its Morningstar Category. It is an assessment of the variations in monthly returns, with an emphasis on downside variations, in comparison with the products in its Morningstar category. In each Morningstar category, the 10% of products with the lowest measured risk are described as Low Risk (Low), the next 22.5% Below Average (-Avg), the middle 35% Average (Avg), the next 22.5% Above Average (+ Avg), and the top 10% High (High). Morningstar Risk is measured for up to three time periods (three, five, and 10 years). These separate measures are then weighted and averaged to produce an overall measure for the product. Products with less than three years of performance

Disclosure

history are not rated.

Morningstar Style Box™

The Morningstar Style Box™ reveals a fund's investment strategy as of the date noted on this report.

For equity funds, the vertical axis shows the market capitalization of the long stocks owned, and the horizontal axis shows the investment style (value, blend, or growth.) A darkened cell in the style box matrix indicates the weighted average style of the portfolio.

For portfolios holding fixed-income investments, a Fixed Income Style Box is calculated. The vertical axis shows the credit quality based on credit ratings and the horizontal axis shows interest-rate sensitivity as measured by effective duration. There are three credit categories - "High", "Medium", and "Low"; and there are three interest rate sensitivity categories - "Limited", "Moderate", and "Extensive"; resulting in nine possible combinations. As in the Equity Style Box, the combination of credit and interest rate sensitivity for a portfolio is represented by a darkened square in the matrix. Morningstar uses credit rating information from credit rating agencies (CRAs) that have been designated Nationally Recognized Statistical Rating Organizations (NRSROs) by the Securities and Exchange Commission (SEC) in the United States. For a list of all NRSROs, please visit <https://www.sec.gov/ocr/ocr-current-nrsros.html>. Additionally, Morningstar will use credit ratings from CRAs which have been recognized by foreign regulatory institutions that are deemed the equivalent of the NRSRO designation. To determine the rating applicable to a holding and the subsequent holding weighted value of a portfolio two methods may be employed. First is a common methodology approach where if a case exists such that two CRAs have rated a holding, the lower rating of the two should be applied; if three or more CRAs have rated a holding, the median rating should be applied; and in cases where there are more than two ratings and a median rating cannot be determined, the lower of the two middle ratings should be applied. Alternatively, if there is more than one rating available an average can be calculated from all and applied.

Please Note: Morningstar, Inc. is not an NRSRO nor does it issue a credit rating on the fund. Credit ratings for any security held in a portfolio can change over time.

Morningstar uses the credit rating information to calculate a weighted-average credit quality value for the portfolio. This value is based only upon those holdings which are considered to be classified as "fixed income", such as government, corporate, or securitized issues. Other types of holdings such as equities and many, though not all, types of derivatives are excluded. The weighted-average credit quality value is represented by a rating symbol which corresponds to the long-term rating symbol schemas employed by most CRAs. Note that this value is not explicitly published but instead serves as an input in the Style Box calculation. This symbol is then used to map to a Style Box credit quality category of "low", "medium", or "high". Funds with a "low" credit quality category are those whose weighted-average credit quality is determined to be equivalent to the commonly used High Yield

classification, meaning a rating below "BBB", portfolios assigned to the "high" credit category have either a "AAA" or "AA+" average credit quality value, while "medium" are those with an average rating of "AA-" inclusive to "BBB-". It is expected and intended that the majority of portfolios will be assigned a credit category of "medium".

For assignment to an interest-rate sensitivity category, Morningstar uses the average effective duration of the portfolio. From this value there are three distinct methodologies employed to determine assignment to category. Portfolio which are assigned to Morningstar municipal-bond categories employ static breakpoints between categories. These breakpoints are: "Limited" equal to 4.5 years or less, "Moderate" equal to 4.5 years to less than 7 years; and "Extensive" equal to more than 7 years. For portfolios assigned to Morningstar categories other than U.S. Taxable, including all domiciled outside the United States, static duration breakpoints are also used: "Limited" equals less than or equal to 3.5 years, "Moderate" equals greater than 3.5 years but less than or equal to 6 years, and "Extensive" is assigned to portfolios with effective durations of more than 6 years.

Note: Interest-rate sensitivity for non-U.S. domiciled portfolios (excluding those in Morningstar convertible categories) may be assigned using average modified duration when average effective duration is not available.

For portfolios Morningstar classifies as U.S. Taxable Fixed-Income, interest-rate sensitivity category assignment is based on the effective duration of the Morningstar Core Bond Index (MCBI). The classification assignment is dynamically determined relative to the benchmark index value. A "Limited" category will be assigned to portfolios whose average effective duration is between 25% to 75% of MCBI average effective duration, where the average effective duration is between 75% to 125% of the MCBI the portfolio will be classified as "Moderate", and those portfolios with an average effective duration value 125% or greater of the average effective duration of the MCBI will be classified as "Extensive".

Fees and Expenses

The participant may incur management fees, trustee fees, and other operating expenses related to the Fund. Other operating expenses may include, but are not limited to, audit expenses, custody service fees, tax form preparation expenses, legal and other fees. A portion of this fee may be paid by the Trustee to the Fund's Sub-Advisor for its sub-advisory services to the Fund.

All fees and expenses will be reimbursed from the Fund when they are incurred. Any expenses incurred in connection with the investment and reinvestment of Fund assets including, without limitation, any transfer agency fees, brokerage commissions and expenses, will be charged against the Fund.

Below is a breakdown of the fees on the Fund:

<u>Western Asset Core Bond CIT</u>	<u>Fee Class R2</u>
Management Fee %	0.25

Trustee Fee %	0.05
Service Provider Fee %	0.00
Other %	0.00
Underlying Funds Fees %	0.00
Gross Ratio %	0.30
Fee Waiver %	0.00
Net Expense Ratio %	0.30

Fees and expenses are only one of several factors that participants and beneficiaries should consider when making investment decisions.

The cumulative effect of fees and expenses can substantially reduce the growth of a participant's or beneficiary's retirement account. Participants and beneficiaries can visit the Employee Benefit Security Administration's website for an example demonstrating the long-term effect of fees and expenses.

The example in the following table is intended to explain the ongoing costs of investing in the Fund and to compare these costs with the ongoing costs of investing in other collective funds. The table provides information about actual account values and actual expenses. This example is based on an investment of \$1,000 invested for one year:

<u>Western Asset Core Bond CIT</u>	<u>Fee Class R2</u>
Balance 06-30-2021	\$1,000.00
Balance 06-30-2022	\$861.60
Expenses (1 year)	\$2.92

The next table is also intended to explain the ongoing costs of investing in the Fund and to compare these costs with the ongoing costs of investing in other collective funds. The table provides information about hypothetical account values and hypothetical expenses based on the Fund's actual expense ratio and an assumed rate of return of 0.00% per year, which is not the Fund's actual return. The hypothetical account values and expenses may not be used to estimate the actual account balance or expenses you paid for the period. This example is based on an investment of \$1,000 invested for one year:

<u>Western Asset Core Bond CIT</u>	<u>Fee Class R2</u>
Balance 06-30-2021	\$1,000.00
Hypothetical Balance 06-30-2022	\$997.00
Hypothetical Expenses (1 year)	\$3.00

Risk Considerations

The decision to invest in the Fund and the risks involved in doing so should be carefully considered. The Fund should be considered a long-term investment.

The Principal Risks that are listed on the first page are described in the Additional Fund Information and Risk Definition booklet and should be read in connection with this profile. For a more complete description of the investment strategy and principal risk factors, please consult the Fund's Investment Policy Statement, which is available upon request

Disclosure

by calling 1-866-807-0886.

Tel. 1-866-427-6885

Email: FundAccountingClientSvcs@WilmingtonTrust.com

The value of your investment in the Fund will increase and decrease over time in accordance with changes in the value of the securities held in the Fund. When assets of the Fund are invested in other investment vehicles (such as collective trusts or mutual funds), the Trustee does not have control over the trading policies or strategies of such entities.

The Trustee of the Fund may change the investment objective of the Fund at any time without prior notice or approval.

Investments in the Fund are not insured or guaranteed by any bank, the FDIC, or any other governmental entity.

Basic Terms and Conditions

This profile is only a summary of some of the key features of the Fund and should be carefully read in connection with the Additional Fund Information and Principal Risk Definitions. Participation in the Fund is governed by the Trust Agreement and the terms of the participation materials, which must be reviewed and signed by the plan sponsor or plan fiduciary. In the event of a conflict between the provisions of this profile and the Trust Agreement or participation materials, the Trust Agreement or participation materials control. Please carefully review the Trust Agreement and participation materials before investing in the Fund.

Investments in the WTNA Portfolios are not deposits or obligations of or guaranteed by Wilmington Trust, and are not insured by the FDIC, the Federal Reserve, or any other governmental agency. The Portfolios are commingled investment vehicles, and as such, the values of the underlying investments will rise and fall according to market activity; it is possible to lose money by investing in the Portfolios. Investors should consider the investment objectives, risks, charges and expenses of any pooled investment company carefully before investing.

The Fund is maintained by the Trustee as part of the Wilmington Trust Collective Investment Trust, which was established on October 6, 2005 and most recently amended on June 20, 2016. It is a "group trust" within the meaning of Internal Revenue Service Revenue Ruling 81-100, as amended, and is exempt from registration under the Investment Company Act of 1940, as amended (the "1940 Act").

For More Information:

Please carefully review the Trust Agreement and participation materials prior to investing in the Fund. The Trust Agreement and participation materials provide limitations on liability and indemnifications in favor of the Trustee. To learn more or obtain additional materials governing the Fund, please contact your plan sponsor or plan trustee. You may also obtain a copy of the Trust Agreement and participation materials, without charge, by contacting:

Wilmington Trust, N.A.
c/o Collective Fund Client Services
1100 N. Market Street
Wilmington, DE 19890