

## Selection Investment Series

# E Fund (HK) Greater China Leaders Fund

Data as of 29 Jan 2021

### Important Note:

- Investment in the Selection Investment Series – E Fund (HK) Greater China Leaders Fund (the “Sub-Fund”) is subject to normal market fluctuations and other risks inherent in the Sub-Fund’s assets. Accordingly, there is a risk that you may not recoup the original amount invested in the Sub-Fund or may lose a substantial part or all of your investment.
- The Sub-Fund invests primarily in equity and equity-related securities of “leading” companies which are incorporated in, have their area of primary activity in or are related to the growth of the economy in the People’s Republic of China and may be subject to a) Concentration risk, b) Risks of investing in A-Shares, c) Risks associated with the Stock Connect, d) Risks associated with RQFII, e) PRC related risks, f) Risks associated with ADRs and GDRs, g) PRC tax risk, h) Foreign exchange risk, i) Equity risk and j) Liquidity risk.
- You should not invest in the Sub-Fund unless the intermediary who sells it to you has explained to you that the Sub-Fund is suitable for you having regard to your financial situation, investment experience and objectives.
- Investors should not invest in the Sub-Fund based on this document alone. Before making any investment decision, the investor should read the Sub-Fund’s offering documents carefully including the risk factors.

## Fund Facts

**Manager:** E Fund Management (Hong Kong) Co., Ltd.

**Trustee:** ICBC (Asia) Trustee Company Limited

**Auditor:** Ernst & Young

**Inception Date:** 16 Nov 2016

**Base Currency:** USD

**Dealing & Trading Frequency:** Daily

**Management Fee (p.a.):** Class A: 1.5%; Class I: 1.0%

### Bloomberg Ticker:

USD Class A (Acc): EFGCLAA HK  
USD Class A (Dis): EFGCLAD HK  
USD Class I (Acc): EFGCLIA HK  
USD Class I (Dis): EFGCLID HK  
HKD Class A (Acc): EFGCAHA HK

### ISIN Code:

USD Class A (Acc): HK0000312378  
USD Class A (Dis): HK0000312386  
USD Class I (Acc): HK0000312394  
USD Class I (Dis): HK0000312402  
HKD Class A (Acc): HK0000383858

**AUM:** USD 46.93 Million

### Current NAV per unit (USD):

USD Class A (Acc): 266.15  
USD Class A (Dis): 258.73  
USD Class I (Acc): 296.66  
USD Class I (Dis): -  
HKD Class A (Acc): 134.43

### Minimum initial investment:

USD Class A: USD 100  
USD Class I: USD 500,000  
HKD Class A: HKD 1,000

### Minimum subsequent investment:

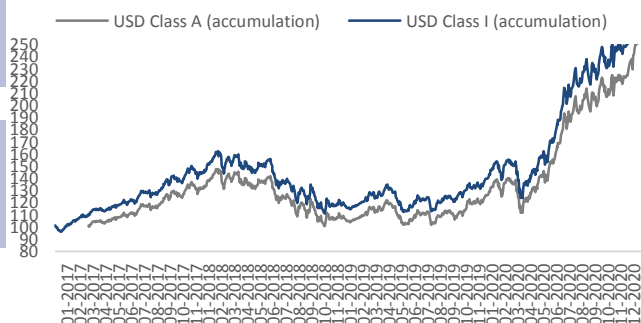
USD Class A: USD 100  
USD Class I: USD 100,000  
HKD Class A: HKD 1,000

## Investment Objective

The investment objective of the E Fund (HK) Greater China Leaders Fund (“Sub-Fund”) is to achieve medium to long-term capital appreciation primarily through equity-based investments in equity and equity-related securities of “leading” companies which are incorporated in, have their area of primary activity in or are related to the growth of the PRC economy.

The Sub-Fund will invest up to 100% of its Net Asset Value in equity or equity-related securities of companies whose activities are closely related to the economic development and growth of the PRC. The Sub-Fund places emphasis on sectors and “leading” companies that, in the opinion of the Manager, exhibit growth investment characteristics, such as above-average growth rates in earnings or sales and high or improving returns on capital. Such companies may also have attained or exhibited potential to attain above average market share in the geography they operate, or in one or more products or services within its principal sector.

## Historical NAV



\*Historical NAV values shown above are provided by E Fund Management (Hong Kong) Co., Limited for your information and reference only, and do not constitute any offer, invitation or advice.

Source: Bloomberg

## Historical Performance<sup>#</sup>

Source: Bloomberg

	YTD	2021 Jan	2020 Dec	2020 Nov	2020 Oct	2020 Sep	2020 Aug	2020 July	2020 June	2020 May	2020 April	2020 March	2020 Feb	2020 Annual Cumulative	2019 Annual Cumulative	2018 Annual Cumulative	2017 Annual Cumulative	Since Launch1
USD Class A (Acc)	10.0%	10.0%	10.0%	5.6%	1.3%	-0.5%	6.1%	14.9%	18.8%	4.5%	10.2%	-6.2%	5.2%	87.9%	22.7%	-21.5%	33.1%	164.8%
USD Class A (Dis)	10.0%	10.0%	10.0%	5.6%	1.3%	-0.5%	6.2%	14.9%	18.8%	4.5%	10.2%	-6.2%	5.2%	87.9%	22.7%	-21.5%	28.9%	156.5%
USD Class I (Acc)	10.1%	10.1%	10.0%	5.6%	1.4%	-0.4%	6.2%	14.9%	18.9%	4.6%	10.3%	-6.1%	5.2%	88.8%	23.3%	-21.1%	49.8%	196.7%
USD Class I (Dis)**	-	-	-	-	-	-	-	-	-	-	-	-	-	-	-	-	-	-

\*Class I USD (Acc), Class A USD(Acc), Class A USD(Dis) ©2021 Morningstar. All rights reserved.

# NAV-to-NAV return, total return with dividend (if any) reinvested; [1] The total return for the period from its inception date.

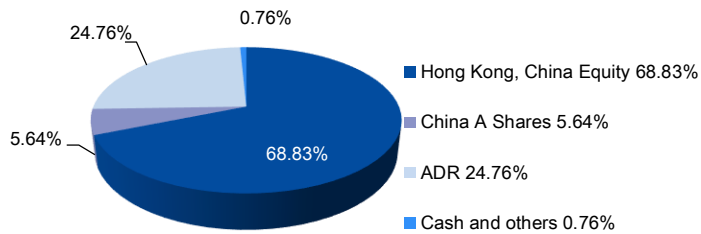
\*\* USD Class I (Dis) was fully redeemed on 11 June 2018, the performance data is not available.

1Launch date: USD Class A (Acc): 6 Mar 2017; USD Class A (Dis): 19 Apr 2017; USD Class I (Acc): 16 Nov 2016; USD Class I (Dis): 14 Nov. 2017  
No performance data can be displayed until 6 months from inception date.

Past performance information is not indicative of future performance. Investors may not get back the full amount invested. Performance data has been calculated in USD, including ongoing charges and excluding subscription fee and redemption fee you might have to pay.



## Market Distribution

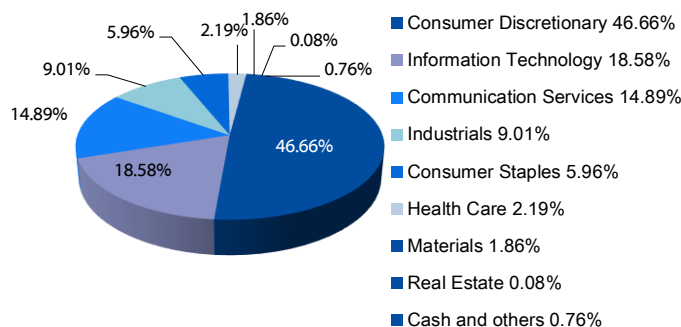


Source: Bloomberg

## Investment Outlook

Hang Seng index went up 3.9% in January with highly positive market sentiment. Biden became the president of the United States officially and the democratic party completed a sweep of Congress. Market continued to hold a strong expectation of economy recovery this year. And the performance of technology sector still led the whole market.

## Industry Distribution



Source: Bloomberg

## Top 5 Holdings

### % NAV

TAL Education Group	9.59%
Alibaba Group Holding Ltd	9.59%
Tencent Holdings Ltd	9.38%
JD.com Inc	6.78%
Smoore International Holdings	5.64%

Copyright© 2021. E Fund Management (Hong Kong) Co., Limited. All rights reserved.

The Manager currently intends to make annual dividend distribution in respect of the Class A (distribution) and Class I (distribution); actual dividend payout will be subject to the Manager's discretion. The compositions of the dividends (i.e. the relative amounts paid out of (i) net distributable income and (ii) capital) are available by the Manager on request and on the website of the Manager at [www.efunds.com.hk](http://www.efunds.com.hk). Dividend rate is not indicative of fund performance. A positive dividend yield does not imply a positive return. Past dividend rate is not indicative of future dividend rate. Net asset value of the funds may volatile subject to market factors.

E Fund Management (Hong Kong) Co., Limited is the issuer of this report. This report is neither an offer nor solicitation to purchase units of the fund; applications for units may only be made on forms of application available with the Explanatory Memorandum. Investments are subject to investment risks, fund value may go up as well as down and past performance is not indicative of future performance. Investors should read carefully the Explanatory Memorandum (including the section "Risk Factors") for the relevant risks associated with the investment in the fund before investing.

Distribution of this report may be restricted in certain jurisdictions. This report does not constitute the distribution of any information or the making of any offer or solicitation by anyone in any jurisdiction in which such distribution or offer is not authorized or to any person to whom it is unlawful to distribute such a report or make such an offer or solicitation. This report is exempted from pre-vetting and authorization by the Securities and Futures Commission of Hong Kong ("SFC") and has not been reviewed by the SFC. SFC authorization is not a recommendation or endorsement of a scheme nor does it guarantee the commercial merits of a scheme or its performance. It does not mean the scheme is suitable for all investors nor is it an endorsement of its suitability for any particular investor or class of investors.

**E Fund Management (HK) Co., Ltd.**

Suites 3501-02, 35/F, Two International Finance Centre,  
8 Finance Street, Central, Hong Kong /  
12/F, Nexxus Building, 41 Connaught Road Central, Hong Kong

**For enquiries:** (852) 3929 0960  
[clientservice@efunds.com.hk](mailto:clientservice@efunds.com.hk)  
[www.efunds.com.hk](http://www.efunds.com.hk)