

Schroders

Schroder International Selection Fund US Dollar Liquidity

(This is not a money market fund in Hong Kong)

A Accumulation USD | Data as at 30.11.2020

Important Information

The fund invests in Money Market Instruments denominated in USD.

- The fund invests in debt securities which may be subject to interest rate, credit and counterparty risks.
- The fund is not a money market fund and is not the same as placing funds on deposit with bank or deposit-taking company. Principal is not guaranteed.
- The fund may invest in emerging markets and concentrated region and subject to ownership and custody risks, political and economic risks, market and settlement risks, etc. .
- The fund may use derivatives to meet its investment objective. Derivatives exposure may involve higher counterparty, liquidity and valuation risks. In adverse situations, the fund may suffer significant losses from their derivative usage for hedging.
- For share classes with a general dividend policy, expenses will be paid out of capital rather than out of gross income. The amount of distributable income therefore increases and the amount so increased may be considered to be dividend paid out of capital. Share classes with a fixed dividend policy may pay out both income and capital in distributions. Where distributions are paid out of capital, this amounts to a return or withdrawal of part of your original investment or capital gains attributable to that and may result in an immediate decrease in the net asset value of shares.

You should not make any investment decision solely based on this document. Please read the relevant offering document carefully for further fund details including risk factors.

Investment Objectives

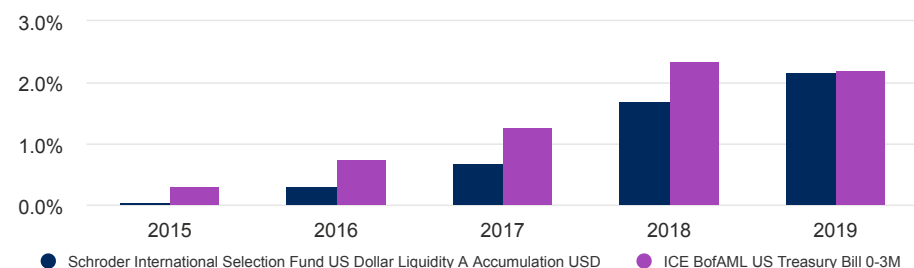
The Fund aims to provide income by investing in Money Market Instruments denominated in US Dollar. The Fund is designed to provide liquidity and aims to preserve the value of the investment in falling markets. The preservation of value or provision of liquidity cannot be guaranteed.

Share class performance (Cumulative)

Performance (%)	1 month	3 months	6 months	YTD	1 year	3 years	5 years	10 years
Fund	-0.0	-0.0	-0.0	0.5	0.6	4.5	5.5	5.0
Benchmark	0.0	0.0	0.1	0.5	0.7	5.3	7.4	8.5

Annual Performance (%)	2015	2016	2017	2018	2019
Fund	0.0	0.3	0.7	1.7	2.2
Benchmark	0.3	0.7	1.3	2.4	2.2

Performance over 5 years (%)



Source: Morningstar, NAV to NAV, net income reinvested, net of fees, based on Schroder International Selection Fund US Dollar Liquidity A Accumulation USD Units, USD. Some performance differences between the fund and the benchmark may arise as the benchmark returns are not adjusted for non-dealing days of the fund. This material is issued by Schroder Investment Management (Hong Kong) Limited and has not been reviewed by the SFC. The Fund size quoted includes all classes of the Fund. Investment involves risks. Price of units may go down as well as up. Past performance is not indicative of future performance. Please refer to the relevant offering documents for fund details including risk factors. Performance is calculated from the share class's since launch date (21.09.2001). Schroder International Selection Fund is referred to as Schroder ISF. Effective 01.01.2011, the management fee of the Fund has been changed from 0.5%p. a to 0.2%p.a. On 01.06.2016 the USD LIBOR 3 Months replaced the Citi 1m Eurodeposit LC and on 01/01/2019 ICE Bank of America Merrill Lynch 0-3 Month US Treasury Bill Index replaced USD LIBOR 3 Months. The full track record of the previous index has been kept and chainlinked to the new one. *In Hong Kong, the fund is not authorized as money market fund under the SFC's Code of Unit Trusts and Mutual Funds. The remaining maturity of the instruments purchased by the fund and the weighted average maturity/life of the fund's portfolio do not meet the limits applicable to money market fund in Hong Kong. The fund may be more negatively impacted by changes in interest rates and subject to higher credit and liquidity risks. The fund also qualifies as a Standard Variable Net Asset Value Money Market Fund under the EU Money Market Funds Regulation. It may invest more than 5% and up to 100% of its assets in money market instruments issued or guaranteed separately or jointly by the EU and the member states of the EU or their central banks. The fund does not rely on external support for guaranteeing it's liquidity or stabilising the NAV per share. The risk of loss of the principal is borne by investors.

Learn more about Schroders' funds visit: schroders.com.hk

Fund literature



Download the offering documents here

Fund facts

Fund manager	Neil Sutherland
Fund launch date	21.09.2001
Fund base currency	USD
Fund size (Million)	USD 504.32
Benchmark	ICE BofAML US Treasury Bill 0-3M
Unit NAV	USD 110.5181
Hi/Lo (past 12 mths)	USD 110.5617 / USD 109.8155
Annualized Return (3Y)	1.49%

Fees & expenses

Initial charge up to	0.00%
Annual management fee	0.2%
Redemption fee	0.00%

Codes

ISIN	LU0136043808
Bloomberg	SISFULA LX
Reuters code	LU0136043808.LUF

Ratings and accreditation

*



Please refer to the Important information section for the disclosure. The above is an internal ESG accreditation.

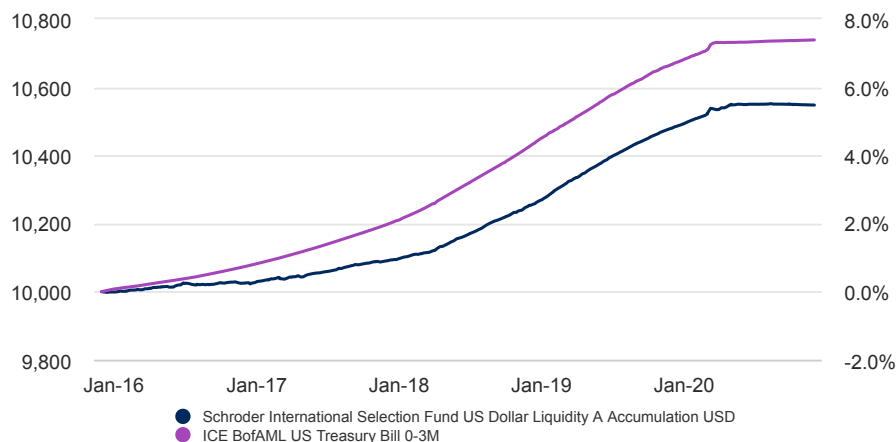
Schroders

Schroder International Selection Fund US Dollar Liquidity

(This is not a money market fund in Hong Kong)

A Accumulation USD | Data as at 30.11.2020

Return of USD 10,000



Risk statistics & financial ratios

	Fund	Benchmark
Annual volatility (%) (3y)	0.3	0.3

Source: Morningstar. The above ratios are based on NAV to NAV price based performance data.

Past Performance is not a guide to future performance and may not be repeated.

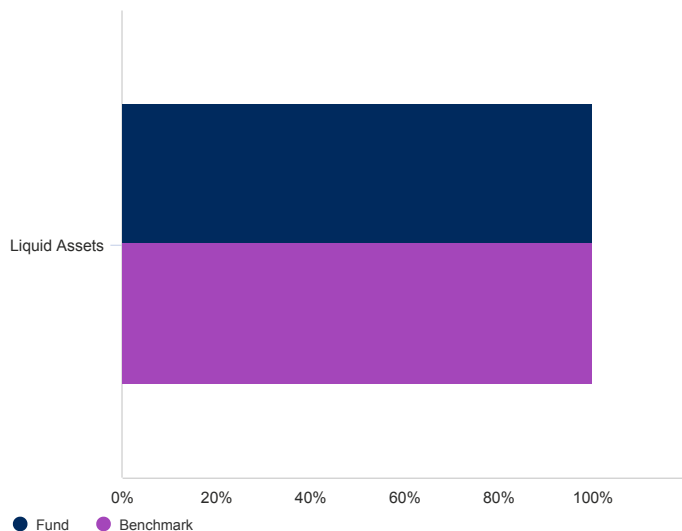
The value of investments and the income from them may go down as well as up and investors may not get back the amounts originally invested. Exchange rate changes may cause the value of any overseas investments to rise or fall.

The chart is for illustrative purposes only and does not reflect an actual return on any investment.

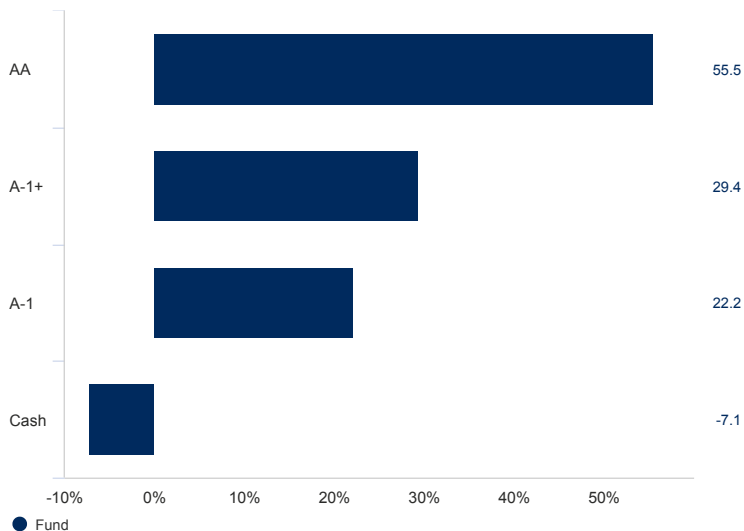
Returns are calculated NAV to NAV (which means performance does not include the effect of any initial charges), net income reinvested, net of fees.

Asset allocation

Sector (%)



Credit quality (%)



Schroders

Schroder International Selection Fund US Dollar Liquidity

(This is not a money market fund in Hong Kong)

A Accumulation USD | Data as at 30.11.2020

Top 10 holdings (%)

Holding name	%
TREASURY BILL 0.0000 09/09/2021	8.2
United States Treasury Bill 0 03/Dec/2020 0.0000 03/12/2020	7.9
TREASURY BILL 0.0000 01/12/2020	7.9
TREASURY BILL 0.0000 07/10/2021	7.9
TREASURY BILL 0.0000 10/12/2020	7.9
TREASURY BILL 0.0000 04/03/2021	7.8
SVENSKA HANDELSBANKEN AB CP 26/06/2020 22/01/2021	5.0
CREDIT AGRICOLE CIB (NEW YORK) CP 12/06/2020 08/02/2021	5.0
NORDEA BANK ABP CP 15/04/2020 14/01/2021	4.9
NATIONAL BANK OF CANADA/USD/30-11-2020/01-12-2020/0.05	4.4

Source: Schroders.

Percentages of allocation may not sum up to 100% due to rounding issue. Derivatives are displayed on the notional basis of the underlying exposure where possible. Due to the different treatment of derivative types, the allocation to Liquid Assets may vary between each chart.

Benchmark and corporate action information

On 01.06.2016 the LIBOR 3 Months replaced the Citi 1m Eurodeposit LC. The full track record of the previous index has been kept and chainlinked to the new one.

Important information

* Sustainability Accreditation

Our Schroders Sustainability Accreditation aims to help investors distinguish how we consider Environmental, Social and Governance ("ESG") factors across our products.

This fund has been awarded an Integrated accreditation. ESG factors are embedded into the investment process and can be clearly evidenced. There is a strong commitment to stewardship and company engagement.