

Legal & General Global Infrastructure Index Fund



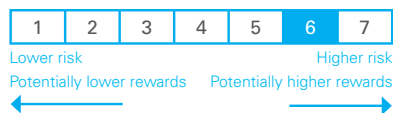
Unit Trust (UK UCITS compliant) I-Class GBP

Base currency: **GBP**Domicile: **UK**

FUND AIM

The objective of the Fund is to track the performance of the FTSE Global Core Infrastructure Index, the "Benchmark Index" on a net total return basis before fees and expenses are applied. Fund performance may differ from the Benchmark Index due to the deduction of fees and expenses and the impact of any tracking error factors.

RISK AND REWARD PROFILE



The synthetic risk and reward indicator (SRRI) is based on the historic volatility of the fund's value and it may change in the future.

The fund is in category 6 because it invests in company shares which are sensitive to variations in the stock market. The value of company shares can change substantially over short periods of time. Company shares are generally considered to be higher risk investments than bonds or cash.

For more information, please refer to the Key Risks section on page 3.

WHO IS THIS FUND FOR?

- This fund may be suitable for investors looking for a combination of growth and income by investing in shares in companies with infrastructure as its core activity as represented by the index.
- Although investors can take their money out at any time, this fund may not be appropriate for those who plan to withdraw their money within five years.
- This fund is not designed for investors who cannot afford more than a minimal loss of their investment.
- If you do not understand this document we recommend you seek additional information to help you decide if this fund is right for you.

FUND FACTS

Fund size	Fund launch date
£1,571.8m	9 Apr 2018
Historical yield	
2.5%	

COSTS

Initial charge	Ongoing charge
0.00%	0.30%
Price basis	Dilution adjustment
Single swing	0.16%- round trip

BENCHMARKS

Target benchmark

FTSE Custom Global Core Infrastructure 3PM (15:00 UK) Net Tax (UK UCIT) Index

PERFORMANCE (%)



	1 month	3 months	1 year	3 years	5 years
■ Fund	2.94	2.33	1.53	16.14	24.58
■ Index	3.25	2.65	2.30	17.63	27.30
Relative to Index	-0.31	-0.32	-0.77	-1.49	-2.72

12 MONTH PERFORMANCE TO MOST RECENT QUARTER (%)

12 months to 31 March	2024	2023	2022	2021	2020
Fund	1.53	-5.91	21.58	13.22	-5.25
Index	2.30	-5.92	22.22	13.63	-4.76
Relative to Index	-0.77	0.01	-0.64	-0.41	-0.49

Performance for the I Inc unit class in GBP, launched on 09 April 2018. Source: Lipper.

Performance assumes all fund charges have been taken and that all income generated by the investments, after deduction of tax, remains in the fund. From 31 August 2020 the Index is now priced at the same time as the Fund. Prior to this date the performance of the Index was shown at close.

Past performance is not a guide to the future.

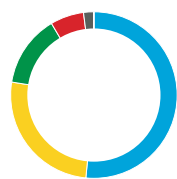
FUND SNAPSHOT

- **What does it invest in?** Invests in a wide range of listed infrastructure companies including transportation, energy and telecommunications companies.
- **How does it invest?** Passively managed, aiming to replicate the performance of the Index.



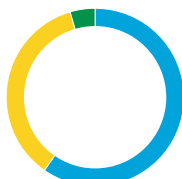
PORTFOLIO BREAKDOWN

All data sources are a combination of LGIM and the Fund Accountant unless otherwise stated. Totals may not sum to due to rounding. In order to minimise transaction costs, the Fund will not always own all the assets that constitute the index and on occasion it will own assets that are not in the index. The number of fund holdings can also differ from the index due to corporate events and proxy holdings.



SECTOR (%)

Utilities	51.6
Industrials	26.0
Energy	14.0
Real Estate	6.5
Telecommunications	2.0
Other	0.0



MARKET CAPITALISATION (%)

Large	59.7
Mid	35.8
Small	4.5



■ Top 10 holdings 35.4%
■ Rest of portfolio 64.6%






No. of holdings in fund 276

No. of holdings in index 269

TOP 10 HOLDINGS (%)

Union Pacific	6.0
Nextera Energy	5.2
American Tower	3.7
Canadian Pacific Kansas City	3.3
Southern Co	3.1
Canadian National Railway Co	3.1
Enbridge	3.1
Duke Energy	3.0
Csx	2.9
Norfolk Southern	2.3

COUNTRY (%)

 United States	62.1
 Canada	13.6
 Japan	4.3
 United Kingdom	3.2
 India	2.4
 Spain	1.9
 Australia	1.7
 Brazil	1.7
 Hong Kong	1.5
 Other	7.7

Celebrating
25+
Years

INDEX FUND MANAGEMENT TEAM

The Index Fund Management team comprises 25 fund managers, supported by two analysts. Management oversight is provided by the Global Head of Index Funds. The team has average industry experience of 15 years, of which seven years has been at LGIM, and is focused on achieving the equally important objectives of close tracking and maximising returns.

KEY RISKS

- The value of an investment and any income taken from it is not guaranteed and can go down as well as up; you may not get back the amount you originally invested.
- Most of the fund holds investments from a particular market sector, that of companies within the infrastructure industry. Funds like this can be more volatile than funds that invest across many market sectors. This is because the value of the fund can go up and down more often and by larger amounts than funds that are spread more widely, especially in the short term.
- This fund invests in countries where investment markets are considered to be less developed. This means that investments are generally riskier than those in developed markets because they: may not be as well regulated; may be more difficult to buy and sell; may have less reliable arrangements for the safekeeping of investments; or may be more exposed to political and taxation uncertainties. The value of the fund can go up or down more often and by larger amounts than funds that invest in developed countries, especially in the short term.
- The fund could lose money if any institution providing services such as acting as counterparty to derivatives or other instruments, becomes unwilling or unable to meet its obligations to the fund.
- Derivatives are highly sensitive to changes in the value of the asset on which they are based and can increase the size of losses and gains.
- The fund may have underlying investments that are valued in currencies that are different from sterling (British pounds). Exchange rate fluctuations will impact the value of your investment. Currency hedging techniques may be applied to reduce this impact but may not entirely eliminate it.
- We may take some or all of the ongoing charges from the fund's capital rather than the fund's income. This increases the amount of income, but it reduces the growth potential and may lead to a fall in the value of the fund.

For more information, please refer to the key investor information document on our website [🔗](#)

LATEST DISTRIBUTION INFORMATION

For distributing unit classes, the latest payments are shown below. Please note that these payments are not guaranteed, are at the discretion of the manager and may be paid out of capital.

Type	Ex-div date	Pay date	Pence per unit
Interim	18 Sep 23	15 Nov 23	0.99p
Final	16 Mar 23	15 May 23	0.73p
Interim	16 Sep 22	15 Nov 22	0.92p
Final	16 Mar 22	15 May 22	0.63p

Important information

Copyright © 2024 Legal & General. This document is subject to copyright. Any unauthorised use is strictly prohibited. All rights are reserved.

Issued by Legal & General (Unit Trust Managers) Limited as management company for this fund. Registered in England and Wales No. 01009418. Registered Office: One Coleman Street, London, EC2R 5AA. Authorised and Regulated by the Financial Conduct Authority No. 119273. We are members of the Investment Association. All features described in this fact sheet are those current at the time of publication and may be changed in the future. Nothing in this fact sheet should be construed as advice and it is therefore not a recommendation to buy or sell investments. If in doubt about the suitability of this product, you should seek professional advice. No investment decisions should be made without first reviewing the key investor information document of the Fund ("KIID") which can be obtained from www.legalandgeneral.com. This fact sheet is only directed at investors resident in jurisdictions where this fund is registered for sale. It is not an offer or invitation to persons outside of those jurisdictions. We reserve the right to reject any applications from outside of such jurisdictions.

Source: London Stock Exchange Group plc and its group undertakings (collectively, the "LSE Group"). © LSE Group 2024. FTSE Russell is a trading name of certain of the LSE Group companies. "FTSE®" is a trade mark of the relevant LSE Group companies and is used by any other LSE Group company under license. All rights in the FTSE Russell indexes or data vest in the relevant LSE Group company which owns the index or the data. Neither LSE Group nor its licensors accept any liability for any errors or omissions in the indexes or data and no party may rely on any indexes or data contained in this communication. No further distribution of data from the LSE Group is permitted without the relevant LSE Group company's express written consent. The LSE Group does not promote, sponsor or endorse the content of this communication.



SPOTLIGHT ON LEGAL & GENERAL INVESTMENT MANAGEMENT

We are one of Europe's largest asset managers and a major global investor, with assets under management of £1,159.2 billion (as at 31 December 2023). We work with a wide range of global clients, including pension schemes, sovereign wealth funds, fund distributors and retail investors.

Source: LGIM internal data as at 31 December 2023. The AUM disclosed aggregates the assets managed by LGIM in the UK, LGIMA in the US and LGIM Asia in Hong Kong (2018-2019 only). The AUM includes the value of securities and derivatives positions.

DEALING INFORMATION

Valuation frequency Daily, 3pm (UK time)

Dealing frequency Daily

Settlement period T+4

CODES

ISIN	I Acc	GB00BF0TZG22
	I Inc	GB00BF0TZH39
SEDOL	I Acc	BF0TZG2
	I Inc	BF0TZH3
Bloomberg	I Acc	LGGIIIA LN
	I Inc	LGGIIII LN

TO FIND OUT MORE

 Visit www.legalandgeneral.com

 Call **0370 050 0955**

 Email investments@landg.com

Lines are open Monday to Friday 8.30am to 6.00pm.
We may record and monitor calls. Call charges will vary.