

Important Information

The fund invests primarily in equity and equity related securities of small-sized European companies.

- The fund invests in equity would subject to equity investment risk.
- The fund may invest in smaller companies which are relatively less liquid and more volatile than larger companies.
- The fund may invest substantially in European securities and may suffer from adverse economic or financial events in Europe.
- The fund invests in concentrated region and subjects to higher level of risks than a fund investing in a more diversified portfolio/strategy.
- The fund may use derivatives to meet its investment objective. Derivatives exposure may involve higher counterparty, liquidity and valuation risks. In adverse situations, the fund may suffer significant losses from their derivative usage for hedging.
- For share classes with a general dividend policy, expenses will be paid out of capital rather than out of gross income. The amount of distributable income therefore increases and the amount so increased may be considered to be dividend paid out of capital. Share classes with a fixed dividend policy may pay out both income and capital in distributions. Where distributions are paid out of capital, this amounts to a return or withdrawal of part of your original investment or capital gains attributable to that and may result in an immediate decrease in the net asset value of shares.

You should not make any investment decision solely based on this document. Please read the relevant offering document carefully for further fund details including risk factors.

Investment Objectives

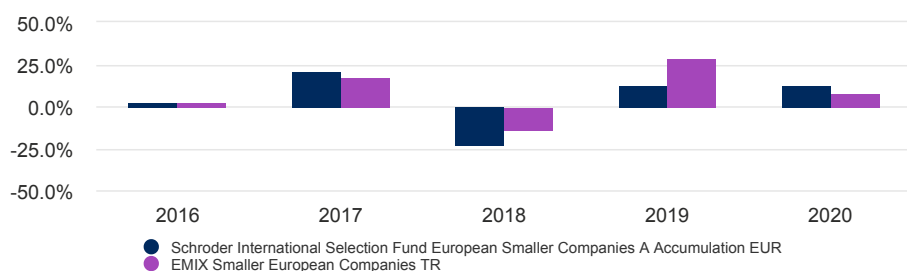
The fund aims to provide capital growth by investing in equity or equity related securities of small-sized European companies.

Share class performance (Cumulative)

Performance (%)	1 month	3 months	6 months	YTD	1 year	3 years	5 years	10 years
Fund	3.0	8.9	25.4	3.1	27.2	2.4	39.2	115.1
Benchmark	3.7	11.0	22.6	4.5	24.7	26.5	66.6	153.4

Annual Performance (%)	2016	2017	2018	2019	2020
Fund	3.1	20.9	-22.6	12.9	12.8
Benchmark	2.9	17.6	-14.1	29.3	7.8

Performance over 5 years (%)



Source: Morningstar, NAV to NAV, net income reinvested, net of fees, based on Schroder International Selection Fund European Smaller Companies A Accumulation EUR Units, EUR. Some performance differences between the fund and the benchmark may arise as the benchmark returns are not adjusted for non-dealing days of the fund. HKD/USD based investors are exposed to currency fluctuations where funds are denominated in currencies other than HKD/USD. The Fund size quoted includes all classes of the Fund. Investment involves risks. Price of units may go down as well as up. Past performance is not indicative of future performance. Please refer to the relevant offering documents for fund details including risk factors. Performance is calculated from the share class's since launch date (17.01.2000). This material is issued by Schroder Investment Management (Hong Kong) Limited and has not been reviewed by the SFC. Schroder International Selection Fund is referred to as Schroder ISF.

Fund literature



Download the offering documents here

Fund facts

Fund manager	Hannah Piper Andrew Brough
Fund launch date	07.10.1994
Fund base currency	EUR
Fund size (Million)	EUR 124.24
Number of holdings	40
Benchmark	EMIX Smaller European Companies TR
Unit NAV	EUR 47.1662
Hi/Lo (past 12 mths)	EUR 49.6733 / EUR 24.5796
Annualized Return (3Y)	0.79%

Fees & expenses

Initial charge up to	5.00%
Annual management fee	1.5%
Redemption fee	0.00%

Codes

ISIN	LU0106237406
Bloomberg	SCHIESA LX
Reuters code	LU0106237406.LUF

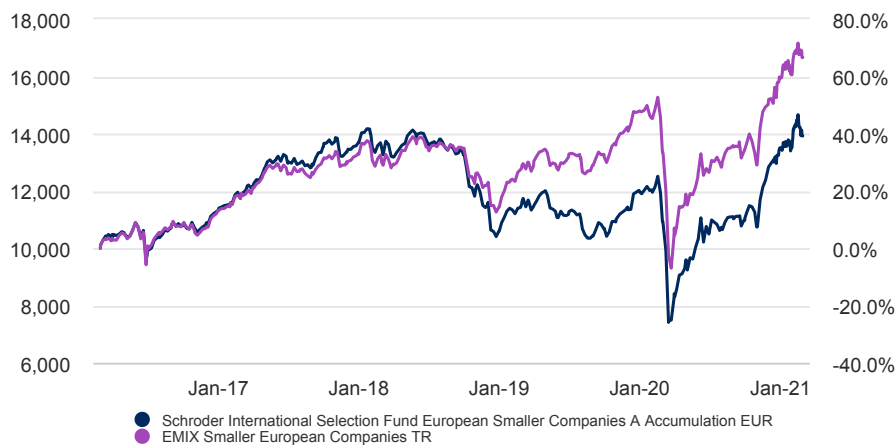
Ratings and accreditation

*



Please refer to the Important information section for the disclosure.

Return of EUR 10,000



Past Performance is not a guide to future performance and may not be repeated. The value of investments and the income from them may go down as well as up and investors may not get back the amounts originally invested. Exchange rate changes may cause the value of any overseas investments to rise or fall.

The chart is for illustrative purposes only and does not reflect an actual return on any investment.

Returns are calculated NAV to NAV (which means performance does not include the effect of any initial charges), net income reinvested, net of fees.

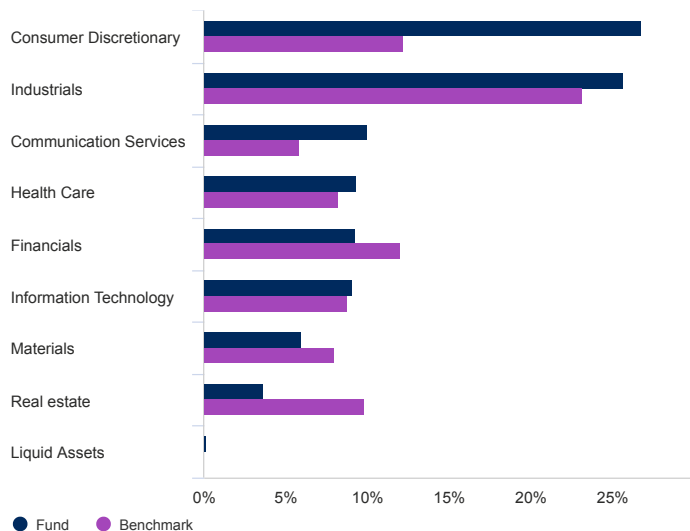
Risk statistics & financial ratios

	Fund	Benchmark
Annual volatility (%) (3y)	24.3	20.9
Alpha (%) (3y)	-7.8	-
Beta (3y)	1.1	-
Sharpe ratio (3y)	0.2	0.5
Information ratio (3y)	-1.3	-
Price to book	2.4	-
Price to earnings	28.4	-
Predicted Tracking error (%)	6.7	-

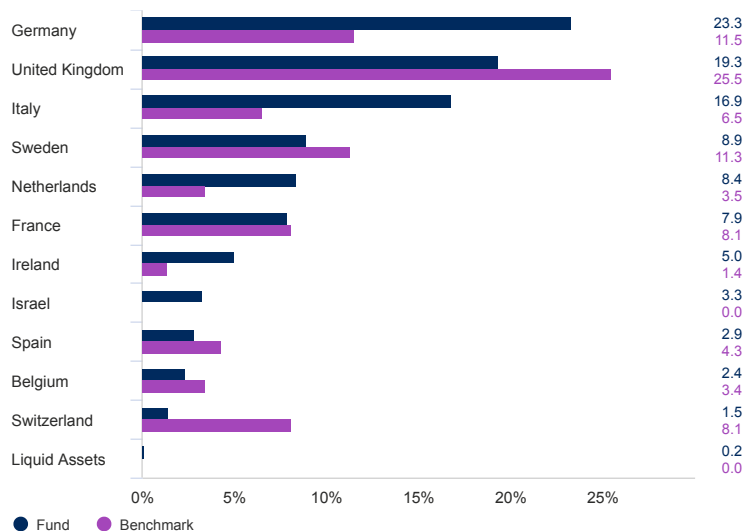
Source: Morningstar, and Schroders for the Predicted tracking error. The above ratios are based on NAV to NAV price based performance data. These financial ratios refer to the average of the equity holdings contained in the fund's portfolio and in the benchmark (if mentioned) respectively.

Asset allocation

Sector (%)



Geographical Breakdown (%)



A Accumulation EUR | Data as at 28.02.2021

Top 10 holdings (%)

Holding name	%
doValue SpA	4.1
Loomis AB	4.0
HelloFresh SE	4.0
Zeal Network SE	3.9
Cerved Group SpA	3.7
Nexi SpA	3.7
Aroundtown SA	3.7
Redrow PLC	3.5
Tremor International Ltd	3.3
Gerresheimer AG	3.3

Source: Schroders.

Percentages of allocation may not sum up to 100% due to rounding issue. Derivatives are displayed on the notional basis of the underlying exposure where possible. Due to the different treatment of derivative types, the allocation to Liquid Assets may vary between each chart.

Share class available

	A Accumulation EUR	A Distribution EUR
Distribution Policy	No Distribution	Annually Variable
ISIN	LU0106237406	LU0053902499
Bloomberg	SCHIESA LX	SCHIEAC LX

Important information

* Morningstar Rating as at 28.02.2021: © Morningstar 2021. All Rights Reserved. The information contained herein: (1) is proprietary to Morningstar and/or its content providers; (2) may not be copied or distributed; and (3) is not warranted to be accurate, complete or timely. Neither Morningstar nor its content providers are responsible for any damages or losses arising from any use of this information. Past performance is no guarantee of future results.