

Schroders

Schroder International Selection Fund Global High Yield

A Accumulation USD | Data as at 30.06.2021

Fund objectives and investment policy

The fund aims to provide income and capital growth in excess of the Bloomberg Barclays Global HYxCMBSxEMG Index USD Hedged 2% Cap after fees have been deducted over a three to five year period by investing in below investment grade bonds issued worldwide.

This fund may use financial derivative instruments as a part of the investment process. Derivatives carry a high degree of risk and should only be considered by sophisticated investors.

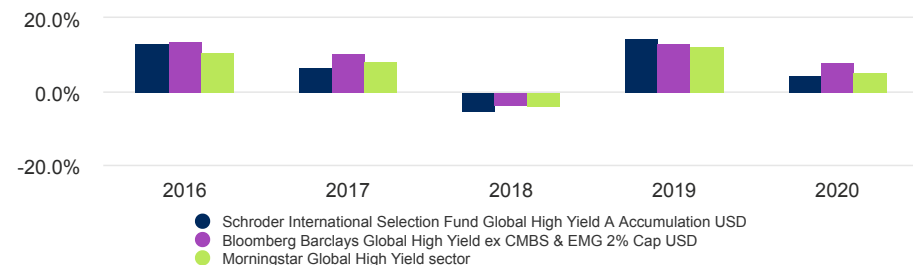
Past Performance is not a guide to future performance and may not be repeated. The value of investments and the income from them may go down as well as up and investors may not get back the amounts originally invested. Exchange rate changes may cause the value of any overseas investments to rise or fall.

Share class performance (%)

Performance (%)	1 month	3 months	6 months	YTD	1 year	3 years	5 years	10 years
Fund (bid to bid)	1.2	2.4	3.4	3.4	15.8	19.8	35.4	67.3
Fund (offer to bid)	-1.8	-0.7	0.3	0.3	12.3	16.2	31.3	62.3
Target	0.3	2.6	2.8	2.8	15.9	22.5	41.7	82.1
Comparator	0.4	2.3	2.6	2.6	14.3	18.8	32.9	55.4

Annualized performance (%)	3 years	5 years	10 years
Fund (bid to bid)	6.2	6.2	5.3
Fund (offer to bid)	5.1	5.6	5.0
Target	7.0	7.2	6.2
Comparator	5.9	5.8	4.5

Performance over 5 years (%)



Past performance and any forecasts are not necessarily a guide to the future or likely performance.

The value of investments and income from them can go down as well as up and is not guaranteed. The distributions are not guaranteed. Ordinarily, they will be reviewed annually. In the event of the Fund's income and realised gains being less than indicated distribution amount per unit per annum, distributions will be made from capital. Investors should be aware that the distributions may exceed the income and realised gains of the Fund at times and lead to a reduction of the amount originally invested, depending on the date of initial investment. Some performance differences between the fund and the benchmark may arise as the benchmark returns are not adjusted for non-dealing days of the fund. Where 'since inception' performance figures are stated, please note that the inception date is the same as the share class launch date under 'Fund Facts'.

Ratings and accreditation



Please refer to the Source and ratings information section for details on the icons shown above.

Fund facts

Fund manager	Martha Metcalf
Managed fund since	31.12.2015
Fund management company	Schroder Investment Management (Europe) S.A.
Domicile	Luxembourg
Fund launch date	16.04.2004
Share class launch date	16.04.2004
Fund base currency	USD
Share class currency	USD
Fund size (Million)	USD 2,617.45
Number of holdings	610
Target	Bloomberg Barclays Global High Yield ex CMBS & EMG 2% Cap USD
Comparator	Morningstar Global High Yield sector
Unit NAV	USD 53.1982
Dealing frequency	Daily
Distribution rate	No Distribution
Distribution frequency	No Distribution

Fees & expenses

Initial sales charge up to	3.00%
Annual management fee	1%
Ongoing charge	1.29%
Redemption fee	0.00%

Purchase details

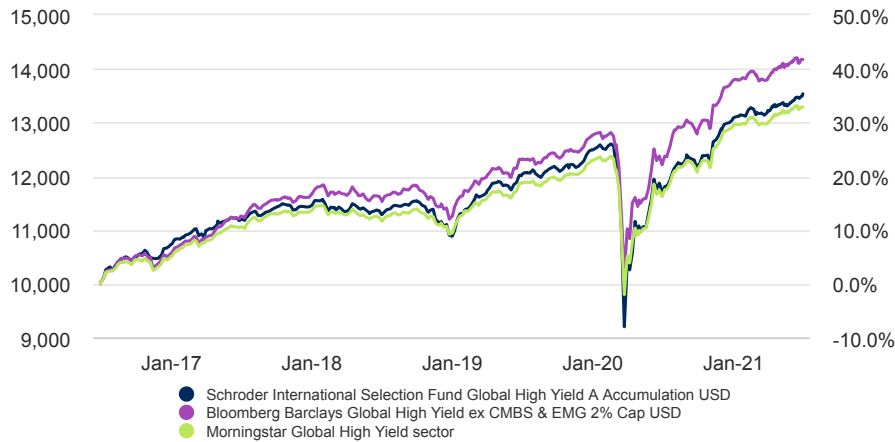
Minimum initial subscription	USD 1,000 ; EUR 1,000 or their near equivalent in any other freely convertible currency.
------------------------------	--

Schroders

Schroder International Selection Fund Global High Yield

A Accumulation USD | Data as at 30.06.2021

Return of USD 10,000



The chart is for illustrative purposes only and does not reflect an actual return on any investment. Returns are calculated bid to bid (which means performance does not include the effect of any initial charges), net income reinvested, net of fees.

Codes

ISIN	LU0189893018
Bloomberg	SCHHYDA LX
SEDOL	B00NSH1
Reuters code	LU0189893018.LUF

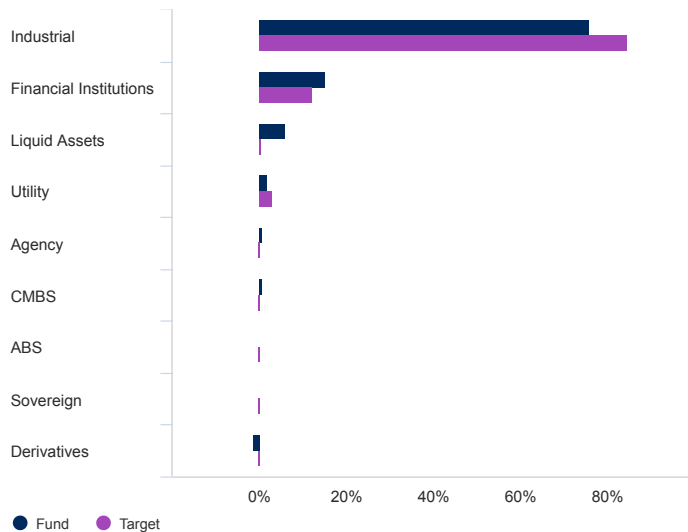
Risk statistics & financial ratios

	Fund	Target
Annual volatility (%) (3y)	11.2	9.9
Effective duration (years)	3.7	-
Current yield (%)	5.2	-
Yield to maturity	4.3	-

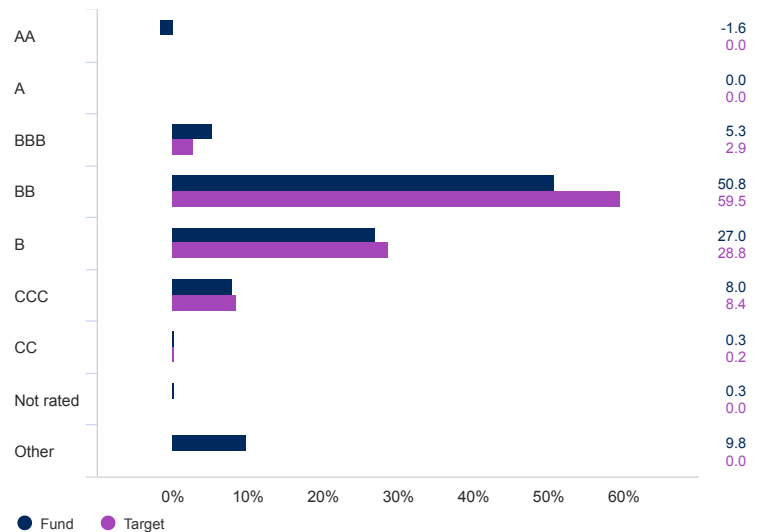
Source: Morningstar. The above ratios are based on bid to bid price based performance data.

Asset allocation

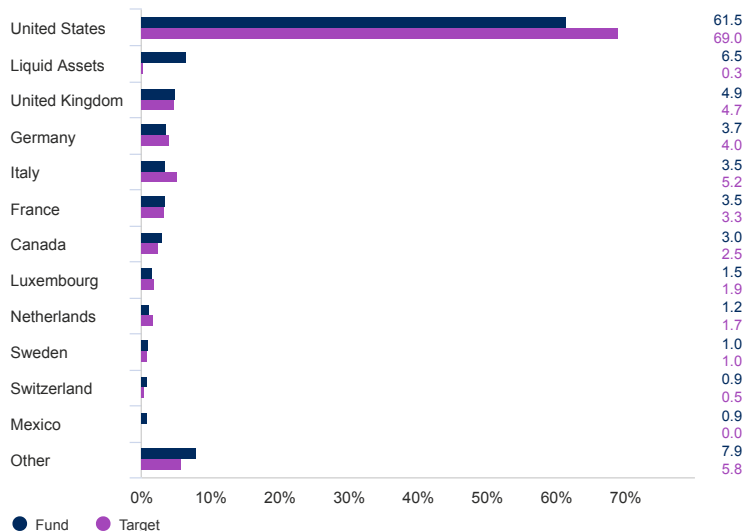
Sector (%)



Credit quality (%)



Geographical Breakdown (%)



Schroders

Schroder International Selection Fund Global High Yield

A Accumulation USD | Data as at 30.06.2021

Top 10 holdings (%)

Holding name	%
KRAFT HEINZ FOODS COMPANY 4.8750 01/10/2049	1.1
OCCIDENTAL PETROLEUM COR 6.3750 01/09/2028	0.7
CCO HLDGS LLC/CAP CORPORATION 4.2500 01/02/2031 SERIES 144A	0.6
CCO HOLDINGS LLC / CCO HOLDINGS CAPITAL CORPORATION 5.0000 01/02/2028 144A	0.6
CHS/COMMUNITY HEALTH SYS 6.6250 15/02/2025 144A	0.6
NETFLIX INC 4.8750 15/06/2030 144A	0.6
FORD MOTOR CREDIT COMPANY LLC 5.1250 16/06/2025	0.6
LIBERTY MUTUAL GROUP INCORPORATED 4.3000 01/02/2061 SERIES 144A	0.6
DISH DBS CORPORATION 7.3750 01/07/2028	0.5
AUTOSTRADA PER LITALIA 2.0000 15/01/2030	0.5

Source: Schroders. Top holdings and asset allocation are at fund level. Derivatives are displayed on the notional basis of the underlying exposure where possible. Due to the different treatment of derivative types, the allocation to Liquid Assets may vary between each chart.

Share class available

	A Accumulation USD	A Distribution USD
Distribution frequency	No Distribution	Monthly
ISIN	LU0189893018	LU0205194797
Bloomberg	SCHHYDA LX	SCHHYAD LX
SEDOL	B00NSH1	B04H5V2

Contact information

Schroder Investment Management (Europe) S.A.
5, rue Höhenhof
Sennigerberg
Luxembourg
L-1736
Tel: +352 341 342 202
Fax: +352 341 342 342

Schroder Investment Management (Singapore) Ltd
138 Market Street
#23-01 CapitaGreen Singapore 048946
Tel: (65) 6534 4288
Fax: (65) 6536 6626

For your security, all telephone calls are recorded
Schroders Reg No 199201080H

Benchmark and corporate action information

In August 2005 the Bloomberg Barclays Global High Yield Corporate 2% Cap Index replaced the Bloomberg Barclays Global High Yield Corporate Index. The full track record of the previous index has been kept and chain linked to the new one. The fund's performance should be assessed against its target benchmark being to exceed the Bloomberg Barclays Global HYxCMBSxEMG index USD Hedged 2% cap and compared against the Morningstar Global High Yield Category. The fund's investment universe is expected to overlap materially with the components of the target benchmark. The comparator benchmark is only included for performance comparison purposes and does not have any bearing on how the investment manager invests the fund's assets. The investment manager invests on a discretionary basis and there are no restrictions on the extent to which the fund's portfolio and performance may deviate from the target benchmark. The investment manager will invest in companies or sectors not included in the target benchmark in order to take advantage of specific investment opportunities. The Bloomberg Barclays Global High Yield xCMBS xEMG 2% Issuer Capped Bond Index measures the market of non-investment grade, fixed-rate, taxable corporate bonds. The index follows the same rules as the uncapped index but limits the exposure of each issuer to 2% of the total market value and redistributes any excess market value index-wide on a pro-rata basis. The target benchmark has been selected because it is representative of the type of investments in which the fund is likely to invest and it is, therefore, an appropriate target in relation to the return that the fund aims to provide. The comparator benchmark has been selected because the investment manager believes that the benchmark is a suitable comparison for performance purposes given the fund's investment objective and policy.

Source and ratings information

Source of all performance data, unless otherwise stated: Morningstar, bid to bid, net income reinvested, net of fees.

Morningstar Rating: © Morningstar 2021. All Rights Reserved. The information contained herein: (1) is proprietary to Morningstar and/or its content providers; (2) may not be copied or distributed; and (3) is not warranted to be accurate, complete or timely. Neither Morningstar nor its content providers are responsible for any damages or losses arising from any use of this information. Past performance is no guarantee of future results.

Important information

This advertisement or publication has not been reviewed by the Monetary Authority of Singapore. Schroder International Selection Fund (the "Company"), a Luxembourg-registered open-ended investment company, is the responsible person for the Company's sub-funds (each, a "Fund" and collectively, the "Funds") recognised under Section 287 of the Securities and Futures Act of Singapore, and has appointed Schroder Investment Management (Singapore) Ltd as its Singapore corporate representative in this regard. This document does not constitute an offer to anyone, or a solicitation by anyone, to subscribe for shares in any Fund. Nothing in this document should be construed as advice or a recommendation to buy or sell shares in any Fund. This document is published for information and general circulation only and does not have any regard to the specific investment objectives, financial situation and the particular needs of any specific person who may receive this document. Investors should seek independent advice from a financial advisor before investing in shares of any Fund. Subscriptions in shares of any Fund can only be made on the basis of its latest Product Highlights Sheet and prospectus, copies of which can be obtained from Schroder Investment Management (Singapore) Ltd. or its distributors. Investors need to read the Product Highlights Sheet and the prospectus of each Fund carefully before investing. Investors also should consider each Fund's investment objective, risks, charges and expenses carefully before investing. Investments in any Fund involves risks which are fully described in the Fund's prospectus. Past performance of each Fund or the managers, and any economic and market trends or forecast, are not necessarily indicative of the future or likely performance of the Fund or the manager. The value of shares of each Fund, and the income accruing to the shares, if any, of the Fund, may fall as well as rise and investors may not get back the full amount invested. Investors investing in a Fund denominated in a non-local currency should be aware of exchange rate risks. The views and opinions expressed in this document may change without notice. This document is issued by Schroder Investment Management (Europe) S.A., R.C.S. Luxembourg: B 37.799, 5, rue Höhenhof, L-1736 Senningerberg. Third party data is owned or licensed by the data provider and may not be reproduced or extracted and used for any other purpose without the data provider's consent. Third party data is provided without any warranties of any kind. The data provider and issuer of the document shall have no liability in connection with the third party data. The Prospectus and/or www.schroders.com contains additional disclaimers which apply to the third party data.