

# AMUNDI INDEX MSCI EMERGING MARKETS SRI PAB - UCITS ETF DR

EQUITY ■

FACTSHEET

Marketing  
Communication

31/03/2024

## Key Information (Source: Amundi)

Net Asset Value (NAV) : (A) 51.82 ( USD )  
(D) 46.28 ( USD )

NAV and AUM as of : 28/03/2024

Assets Under Management (AUM) :  
2,034.57 ( million USD )

ISIN code : (A) LU1861138961  
(D) LU2059756754

Replication type : Physical

Benchmark : 100% MSCI EM SRI FILTERED PAB

## Objective and Investment Policy

AMUNDI INDEX MSCI Emerging Markets SRI PAB UCITS ETF DR seeks to replicate, as closely as possible, the performance of MSCI Emerging Markets SRI filtered PAB Index (Total return index). This Fund has exposure to large and mid-cap companies across emerging markets countries using a best-in-class approach by only selecting companies that have the highest MSCI ESG Ratings. It incorporates exclusion criteria on Nuclear power, Nuclear Weapons, Tobacco, Alcohol, Gambling, Controversial Weapons, Conventional Weapons, Civilian Firearms, Oil & Gas, Thermal Coal, Fossil Fuel Reserves, Genetically Modified organisms (GMO) and Adult Entertainment and each constituent weight is capped at 5%. Additionally, about climate transition, the fund meets the EU Paris-aligned benchmark (EU PAB) regulation minimum requirements.

For further information, please refer to the KIID, the fund prospectus and the MSCI index methodology for full details on exclusion criteria.

## Risk & Reward Profile (SRRI) (Source: Fund Admin)



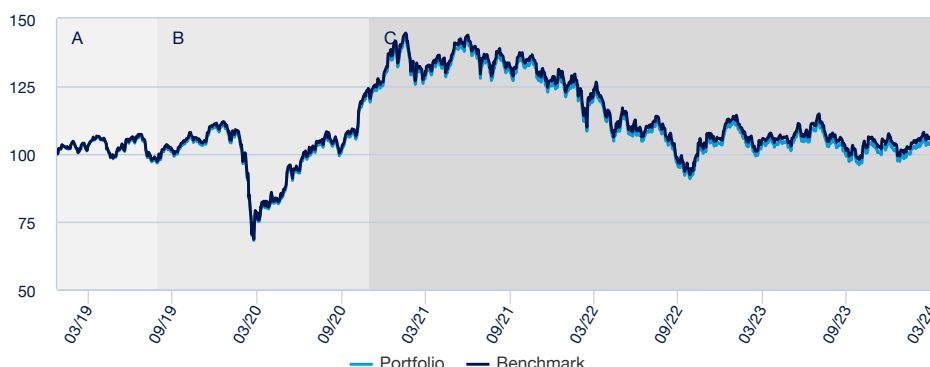
Lower risk, potentially lower rewards

Higher risk, potentially higher rewards

The SRRI represents the risk and return profile as presented in the Key Investor Information Document (KIID). The lowest category does not imply that there is no risk. The SRRI is not guaranteed and may change over time.

## Returns (Source: Fund Admin) - Past performance does not predict future returns

### Performances from 22/01/2019 to 28/03/2024 (Source : Fund Admin)



A : Until the end of this period, the reference indicator of the Sub-Fund was MSCI EMERGING MARKETS SRI Index

B : Until the end of this period, the reference indicator of the Sub-Fund was MSCI EMERGING MARKETS SRI 5% ISSUER CAPPED

C : Since the beginning of this period, the reference indicator of the sub-fund is MSCI EM (Emerging Markets) SRI Filtered PAB

### Cumulative returns\* (Source: Fund Admin)

	YTD	1 month	3 months	1 year	3 years	5 years	Since
Since	29/12/2023	29/02/2024	29/12/2023	31/03/2023	31/03/2021	29/03/2019	22/01/2019
Portfolio	-1.61%	0.86%	-1.61%	-0.41%	-19.53%	1.01%	3.65%
Benchmark	-1.61%	0.88%	-1.61%	-0.02%	-18.76%	2.89%	5.78%
Spread	0.00%	-0.02%	0.00%	-0.39%	-0.77%	-1.88%	-2.13%

### Calendar year performance\* (Source: Fund Admin)

	2023	2022	2021	2020	2019
Portfolio	1.87%	-18.41%	-1.64%	17.48%	-
Benchmark	2.25%	-18.26%	-1.27%	17.72%	-
Spread	-0.38%	-0.15%	-0.38%	-0.24%	-

### Risk indicators (Source: Fund Admin)

	1 year	3 years	Inception to date *
Portfolio volatility	15.13%	16.63%	19.98%
Benchmark volatility	15.11%	16.63%	20.03%
Ex-post Tracking Error	0.24%	0.46%	0.38%
Sharpe ratio	-0.40	-0.63	-0.09

\* Volatility is a statistical indicator that measures an asset's variations around its average value. For example, market variations of +/- 1.5% per day correspond to a volatility of 25% per year.

The Tracking Error indicator measures the performance's difference between the fund and the benchmark

\* Source : Amundi. The above cover complete periods of 12 months for each calendar year. Past performance is no predictor of current and future results and does not guarantee future yield. Any losses or gains do not take into consideration any costs, commissions and fees incurred by the investor in the issue and buyout of the shares (e.g. taxes, brokerage fees or other commissions deducted by the financial intermediary). If performance is calculated in a currency other than the euro, any losses or gains generated can thereby be affected by exchange rate fluctuations (both upward and downward). The discrepancy accounts for the performance difference between the portfolio and the index.

## EQUITY

## Meet the Team

**Lionel Brafman**

Head of the Index &amp; Multistrategies team

**Zhicong Mou**

Portfolio Manager - Index &amp; Multistrategies

**Samy El Malki**

Co-Portfolio Manager

## Index Data (Source : Amundi)

## Description of the Index

MSCI EM (Emerging Markets) SRI Filtered PAB Index is an equity index based on the MSCI Emerging Markets index representative of the large and mid-cap stocks across 26 emerging countries (as of November 2021) (the "Parent Index"). The index provides exposure to companies with outstanding Environmental, Social and Governance (ESG) ratings and excludes companies whose products have negative social or environmental impacts. Additionally, the Index aims to represent the performance of a strategy that reweights securities based upon the opportunities and risks associated with the climate transition to meet the EU Paris-aligned benchmark (EU PAB) regulation minimum requirements.

## Information (Source: Amundi)

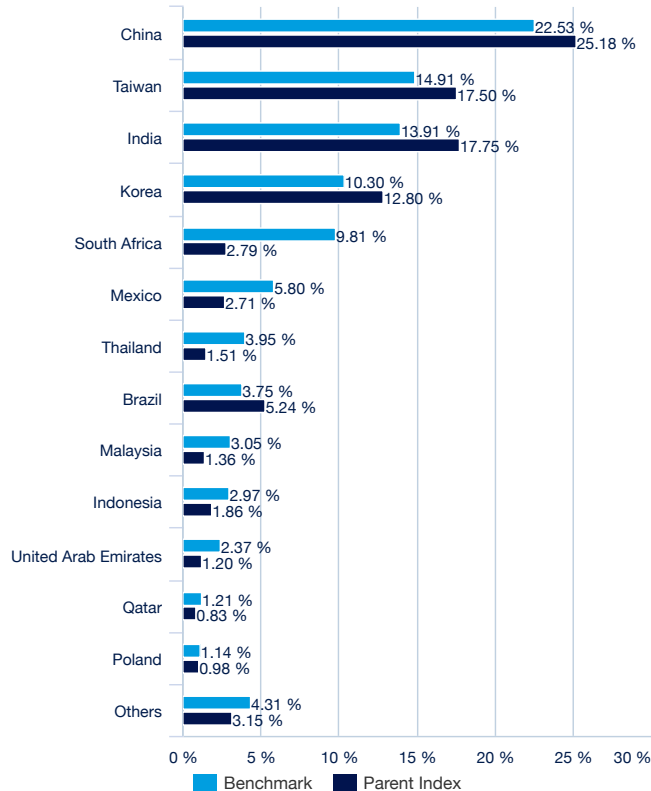
Asset class : **Equity**Exposure : **Emerging countries**Benchmark index currency : **USD**Holdings : **177**

## Top 10 benchmark holdings (source : Amundi)

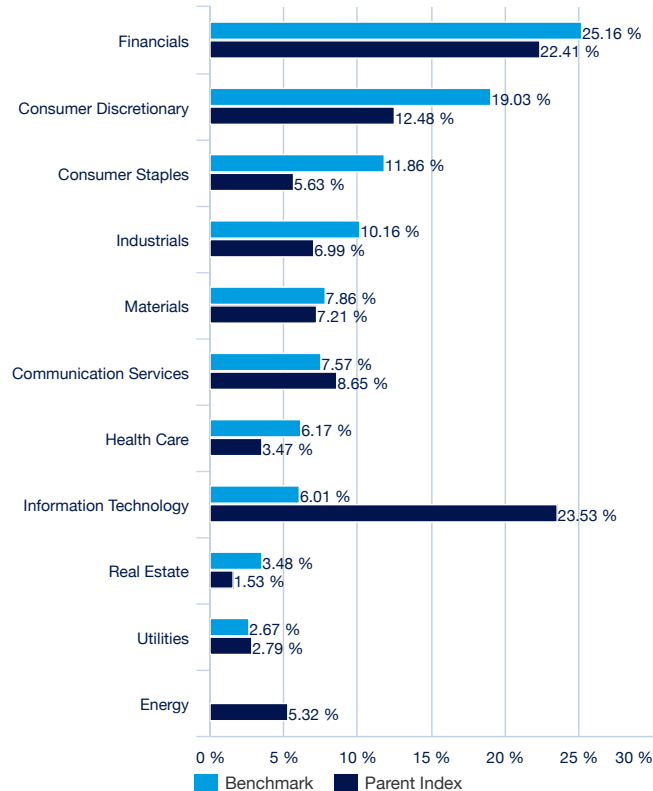
	% of assets (Index)	% assets (Parent index)
TAIWAN SEMICONDUCTOR MANUFAC	5.49%	8.24%
MEITUAN-CLASS B	4.21%	0.87%
NETEASE INC	2.70%	0.56%
NASPERS LTD-N SHS	2.49%	0.45%
BANK CENTRAL ASIA PT	2.33%	0.49%
FEMSA	2.06%	0.35%
BYD CO LTD-H	2.04%	0.37%
HINDUSTAN UNILEVER	1.97%	0.31%
GRUPO FINANCIERO BANORTE-O	1.91%	0.38%
BHARTI AIRTEL LTD	1.85%	0.46%
<b>Total</b>	<b>27.04%</b>	<b>12.50%</b>

Parent index : **MSCI EMERGING MARKETS**

## Geographical breakdown (Source: Amundi)

Parent index : **MSCI EMERGING MARKETS**

## Benchmark Sector breakdown (source : Amundi)

Parent index : **MSCI EMERGING MARKETS**

EQUITY

Socially Responsible Investment (SRI)

The SRI expresses sustainable development objectives in investment decisions by adding Environmental, Social and Governance (ESG) criteria in addition to the traditional financial criteria.

SRI thus aims to balance economic performance and social and environmental impact by financing companies and public entities which contribute to sustainable development whatever their business sector. By influencing the governance and behaviour of stakeholders, SRI promotes a responsible economy.

Evaluation by ESG criteria (Source: Amundi)

	Index	Parent index	ESG criteria
Overall Rating	7.21	5.76	The criteria are extra-financial criteria used to assess the Environmental, Social and Governance practices of companies.
Environment	6.62	5.66	Environmental, Social, and Governance risks and opportunities are posed by large scale trends (e.g. climate change, resource scarcity, demographic shifts) as well as by the nature of the company's operations.
Social	5.52	5.16	
Governance	5.28	4.65	

Parent index : MSCI EMERGING MARKETS

Scores are on a 0-10 scale, with 10 being the best.

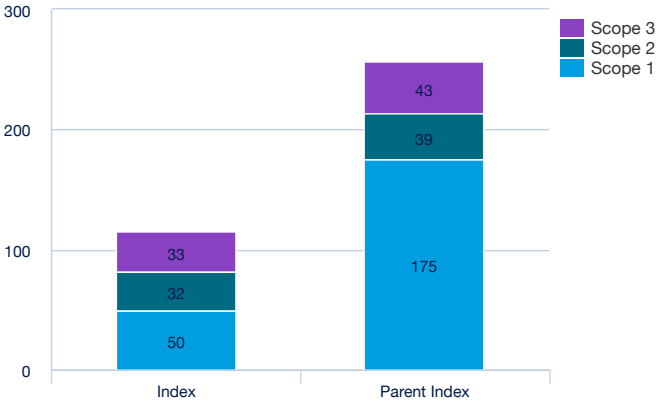
- “E” for Environment (Climate Change, Natural Resources, Pollution & Waste and Environmental Opportunities)
- “S” for Social (Human Capital, Product Liability, Stakeholder Opposition and Social Opportunities)
- “G” for Governance (Corporate Governance and Corporate Behavior)

Source: Raw ESG datas for companies are provided by MSCI

Carbon footprint

Carbon footprint: carbon emissions per euro million invested

	Index	Parent Index
Total carbon portfolio footprint (Index/Parent index) :	120.88	268.19



Parent index : MSCI EMERGING MARKETS

Carbon footprint

This indicator measures the portfolio's carbon emissions in metric tonnes of carbon equivalent (tCO2e) per euro million invested. This is an indicator of the emissions generated by investment in this portfolio.

Definition of scopes :

- **Scope 1** : all emissions that arise directly from sources that are owned or controlled by the company.
- **Scope 2** : all indirect emissions generated by the purchase or production of electricity, steam or heat.
- **Scope 3** : all other indirect emissions, both upstream and downstream in the value chain. To ensure the robustness of the data, in this report we have chosen to use only part of scope 3, i.e. upstream emissions linked to first-tier suppliers. First-tier suppliers are those with which the company has a strong relationship and on which it can exercise direct influence.

Source : The carbon emissions data is supplied by Trucost. It corresponds to companies' annual emissions expressed in tCO2e, which covers the six greenhouse gases defined in the Kyoto protocol whose emissions are converted into global warming potential (GWP) in CO2 equivalent.

ISR Label



## Principal characteristics (Source : Amundi)

Fund structure	SICAV under Luxembourg law
UCITS compliant	UCITS
Management Company	Amundi Luxembourg SA
Administrator	CACEIS Bank, Luxembourg Branch
Custodian	CACEIS Bank, Luxembourg Branch
Independent auditor	PRICEWATERHOUSECOOPERS LUXEMBOURG
Share-class inception date	16/01/2019
Date of the first NAV	22/01/2019
Share-class reference currency	USD
Classification	-
Type of shares	(A) Accumulation (D) Distribution
ISIN code	(A) LU1861138961 (D) LU2059756754
Minimum investment to the secondary market	1 Share(s)
Frequency of NAV calculation	Daily
Ongoing charges	0.25% ( realized ) - 08/02/2023
Fiscal year end	December

## Listing data (source : Amundi)

Place	Hours	CCY	Mnemo	Bloomberg Ticker	Bloomberg iNAV	Reuters RIC	Reuters iNAV
BIVA	-	EUR	EMSRI	EMSRIN MM	-	-	-
London Stock Exchange	8:00 - 16:30	USD	MSRU	MSRU LN	-	MSRU.L	-
London Stock Exchange	8:00 - 16:30	GBX	MSRG	MSRG LN	-	MSRG.L	-
Deutsche Börse	9:00 - 17:30	EUR	AMEI	AMEI GY	IEMSI	AMEI.DE	IEMSIINAV.PA
Borsa Italiana	9:00 - 17:30	EUR	EMSRI	EMSRI IM	IEMSI	EMSRI.MI	IEMSIINAV.PA
Nyse Euronext Paris	9:05 - 17:35	EUR	EMSRI	EMSRI FP	IEMSI	EMSRI.PA	IEMSIINAV.PA

## Contact

## ETF Sales contact

France & Luxembourg	+33 (0)1 76 32 65 76
Germany & Austria	+49 (0) 800 111 1928
Italy	+39 02 0065 2965
Switzerland (German)	+41 44 588 99 36
Switzerland (French)	+41 22 316 01 51
UNITED KINGDOM (Retail)	+44 (0) 20 7 074 9598
UNITED KINGDOM (Instit)	+44 (0) 800 260 5644
Netherlands	+31 20 794 04 79
Nordic countries	+46 8 5348 2271
Hong Kong	+65 64 39 93 50
Spain	+34 914 36 72 45

## ETF Capital Markets contact

Téléphone	+33 (0)1 76 32 19 93
Bloomberg IB Chat	Capital Markets Amundi ETF Capital Markets Amundi HK ETF

## ETF Market Makers contact

BNP Paribas	+33 (0)1 40 14 60 01
Kepler Cheuvreux	+33 (0)1 53 65 35 25

## Amundi contact

**Amundi ETF**  
90 bd Pasteur  
CS 21564  
75 730 Paris Cedex 15 - France  
**Hotline** : +33 (0)1 76 32 47 74  
info@amundiETF.com

## Facilities Agent

Amundi (UK) Limited  
41 Lothbury - London  
EC2R 7HF - United Kingdom

## EQUITY ■

## Index Providers

AMUNDI INDEX MSCI EMERGING MARKETS SRI PAB (THE "SUB-FUND") IS NOT SPONSORED, ENDORSED, SOLD OR PROMOTED BY MSCI INC. ("MSCI"), ANY OF ITS AFFILIATES, ANY OF ITS INFORMATION PROVIDERS OR ANY THIRD PARTY INVOLVED IN, OR RELATED TO, COMPILING OR CREATING ANY MSCI INDEX (COLLECTIVELY, THE "MSCI PARTIES"). THE MSCI INDICES ARE THE EXCLUSIVE PROPERTY OF MSCI AND ARE SERVICE MARKS OF MSCI OR ITS AFFILIATES. THE MSCI INDICES HAVE BEEN LICENSED FOR USE FOR CERTAIN PURPOSES BY AMUNDI. NONE OF THE MSCI PARTIES MAKES ANY REPRESENTATION OR WARRANTY, EXPRESS OR IMPLIED, TO THE ISSUER OR OWNERS OF THIS SUB-FUND OR ANY OTHER PERSON OR ENTITY REGARDING THE ADVISABILITY OF INVESTING IN SUB-FUNDS GENERALLY OR IN THIS PARTICULAR SUB-FUND OR THE ABILITY OF ANY MSCI INDEX TO TRACK CORRESPONDING STOCK MARKET PERFORMANCE. MSCI OR ITS AFFILIATES ARE THE LICENSORS OF CERTAIN TRADEMARKS, SERVICE MARKS AND TRADE NAMES AND OF THE MSCI INDICES WHICH ARE DETERMINED, COMPOSED AND CALCULATED BY MSCI WITHOUT REGARD TO AMUNDI OR THIS SUB-FUND OR THIS SUB-FUND'S UNITHOLDERS OR ANY OTHER PERSON OR ENTITY.

NONE OF THE MSCI PARTIES HAS ANY OBLIGATION TO TAKE THE NEEDS OF THE AMUNDI, THIS SUB-FUND'S UNITHOLDERS OR ANY OTHER PERSON OR ENTITY INTO CONSIDERATION IN DETERMINING, COMPOSING OR CALCULATING THE MSCI INDICES. NONE OF THE MSCI PARTIES IS RESPONSIBLE FOR OR HAS PARTICIPATED IN DETERMINATION OF THE TIMING OF, PRICES AT, OR QUANTITIES OF THIS SUB-FUND TO BE ISSUED OR IN THE DETERMINATION OR CALCULATION OF THE EQUATION BY OR THE CONSIDERATION INTO WHICH THIS SUB-FUND IS REDEEMABLE. FURTHERMORE, NONE OF THE MSCI PARTIES HAS ANY OBLIGATION OR LIABILITY TO THE ISSUER OR OWNERS OF THIS SUB-FUND OR ANY OTHER PERSON OR ENTITY IN CONNECTION WITH THE ADMINISTRATION, MARKETING OR OFFERING OF THIS SUB-FUND.

ALTHOUGH MSCI SHALL OBTAIN INFORMATION FOR INCLUSION IN OR FOR USE IN THE CALCULATION OF THE MSCI INDICES FROM SOURCES THAT MSCI CONSIDERS RELIABLE, NONE OF THE MSCI PARTIES WARRANTS OR GUARANTEES THE ORIGINALITY, ACCURACY AND/OR THE COMPLETENESS OF ANY MSCI INDEX OR ANY DATA INCLUDED THEREIN. NONE OF THE MSCI PARTIES MAKES ANY WARRANTY, EXPRESS OR IMPLIED, AS TO RESULTS TO BE OBTAINED BY THE ISSUER OF THE SUB-FUND, OWNERS OF THE SUB-FUND, OR ANY OTHER PERSON OR ENTITY, FROM THE USE OF ANY MSCI INDEX OR ANY DATA INCLUDED THEREIN. NONE OF THE MSCI PARTIES SHALL HAVE ANY LIABILITY FOR ANY ERRORS, OMISSIONS OR INTERRUPTIONS OF OR IN CONNECTION WITH ANY MSCI INDEX OR ANY DATA INCLUDED THEREIN. FURTHERMORE, NONE OF THE MSCI PARTIES MAKES ANY EXPRESS OR IMPLIED WARRANTIES OF ANY KIND, AND THE MSCI PARTIES HEREBY EXPRESSLY DISCLAIM ALL WARRANTIES OF MERCHANTABILITY AND FITNESS FOR A PARTICULAR PURPOSE, WITH RESPECT TO EACH MSCI INDEX AND ANY DATA INCLUDED THEREIN. WITHOUT LIMITING ANY OF THE FOREGOING, IN NO EVENT SHALL ANY OF THE MSCI PARTIES HAVE ANY LIABILITY FOR ANY DIRECT, INDIRECT, SPECIAL, PUNITIVE, CONSEQUENTIAL OR ANY OTHER DAMAGES (INCLUDING LOST PROFITS) EVEN IF NOTIFIED OF THE POSSIBILITY OF SUCH DAMAGES.

## Important information

This document is of an informative, non-contractual and simplified nature. The main characteristics of the funds are mentioned in the legal documentation available on the AMF website or on request made to the main offices of the management company. The legal documentation will be sent to you prior to subscribing to a fund. The duration of the Fund is unlimited. To invest means to assume risks: the values of PPCVM stocks and shares are subject to market fluctuations and investments made may vary both upwards and downwards. Therefore, PPCVM subscribers may lose all or part of the capital initially invested. Any person interested in investing in an OPCVM should, preferably prior to subscription, to ensure this is in accordance with their pertaining legislation as well as the tax consequences of such an investment and have knowledge of the valid legal documents of each OPCVM. The source of the data contained in this document is Amundi, unless otherwise mentioned. The date of the data contained herein is that indicated in the MONTHLY REPORT, unless otherwise stated.

Certain information ©2021 MSCI ESG Research LLC. Reproduced by permission. Although Amundi information providers, including without limitation, MSCI ESG Research LLC and its affiliates (the "ESG Parties"), obtain information (the "Information") from sources they consider reliable, none of the ESG Parties warrants or guarantees the originality, accuracy and/or completeness, of any data herein and expressly disclaim all express or implied warranties, including those of merchantability and fitness for a particular purpose. The Information may only be used for your internal use, may not be reproduced or disseminated in any form and may not be used as a basis for, or a component of, any financial instruments or products or indices. Further, none of the Information can in and of itself be used to determine which securities to buy or sell or when to buy or sell them. None of the ESG Parties shall have any liability for any errors or omissions in connection with any data herein, or any liability for any direct, indirect, special, punitive, consequential or any other damages (including lost profits) even if notified of the possibility of such damages.