

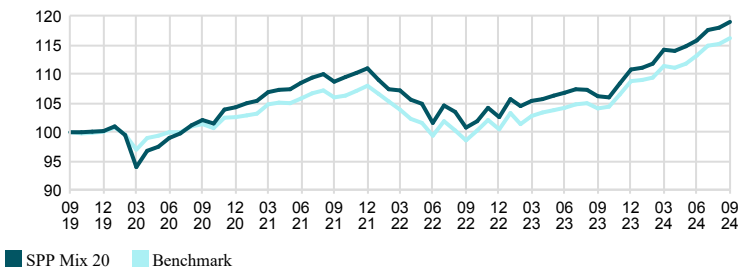
SPP Mix 20 is a global, actively managed fund of funds that mainly invests in fixed income and equity funds within the Storebrand Group. Normally, exposure is 20% in equity assets and 80% in fixed income assets. Depending on the manager's market view, this can deviate by 15 percentage points up or down. Of the equity holdings, 25% is invested in the Swedish stock market and the allocation may deviate by a maximum of +/- 10 percentage points. The fixed income assets are placed without geographical limitations. Through analysis and selection, the manager makes active investment decisions and allocates the fund's exposure between asset classes and regions. The fund follows our standard for sustainable investments, which means, among other things, that we refrain from investing in companies that are in breach of international standards and conventions. These include human rights, labour law and international law, corruption and financial crime, serious climate and environmental damage, and controversial weapons (land mines, cluster bombs and nuclear weapons). We also exclude companies where more than 5 per cent of net sales come from the production and/or distribution of fossil fuels, tobacco, weapons, alcohol, gambling, pornography, cannabis, or companies with large fossil reserves.

### SPP Mix 20 - Monthly Returns

	Year	Year, benchmark	Jan	Feb	Mar	Apr	May	Jun	Jul	Aug	Sep	Oct	Nov	Dec
2024	7.44	6.81	0.28	0.66	2.17	-0.26	0.71	0.88	1.60	0.30	0.89	-	-	-
2023	7.94	8.24	3.03	-1.17	0.83	0.35	0.55	0.46	0.60	-0.12	-1.03	-0.23	2.25	2.24
2022	-7.53	-6.92	-1.78	-1.44	-0.22	-1.53	-0.66	-3.15	3.00	-1.02	-2.65	1.08	2.30	-1.55
2021	6.39	5.27	0.66	0.33	1.45	0.39	0.12	0.96	0.85	0.61	-1.23	0.72	0.65	0.73
2020	4.08	2.43	0.79	-1.51	-5.55	2.94	0.81	1.55	0.74	1.40	0.94	-0.65	2.42	0.39

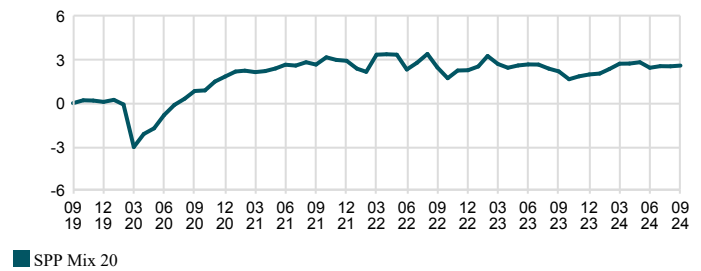
### Investment Performance

Time Period: 2019-09-30 to 2024-09-30



### Excess Performance

Time Period: 2019-09-30 to 2024-09-30

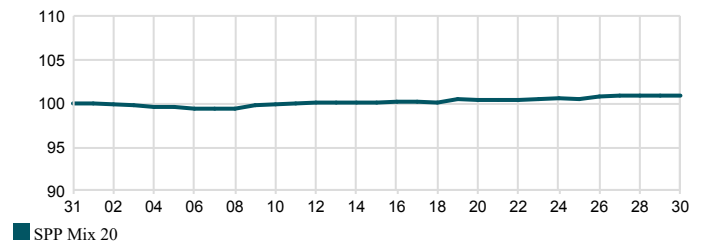


### Fund Country Breakdown



### Last Month

Time Period: 2024-08-31 to 2024-09-30



### Facts

Manager	Tore Jørgen Rye	STD 3 yr, fund	5.11
AUM	1,675 MSEK	STD 3 yr, benchmark	4.69
KID Risk (1-7)	3	Tracking Error 3 yr	1.54
NAV (2024-09-30)	134.91 SEK	Information Ratio 3 yr	-0.02
Morningstar Rating, total (2024-09-30)	3	Sharpe Ratio 3 yr	0.6
Management Fees %	0.60	Beta 3 yr	1.0
Ongoing Charges %	0.61	R <sup>2</sup> 3 yr	91.2
Max Drawdown Recovery Period	16 months	ISIN	SE0007279757
Number Of Holdings	18		

### Trailing Returns

As Of Date: 2024-09-30

Accumulated since	Fund	Benchmark	Relative
1 m	0.89	0.84	0.06
YTD	7.44	6.81	0.64
1 yr	12.06	11.64	0.43
3 yr	9.51	9.62	-0.10
5 yr	19.03	16.20	2.83
Annualized			
3 yr	3.07	3.11	-0.03
5 yr	3.54	3.05	0.50

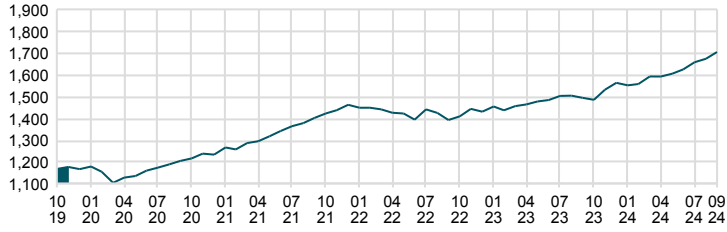
### Top Ten Positions

	Weight %
Storebrand Grön Obligation A SEK	15.2
Storebrand Obligation A SEK	15.1
Storebrand Global Företagsobligation A SEK	15.1
Storebrand FRN Företagsobligation A SEK	10.1
Storebrand Global Short Corporate Bond A SEK	10.1
Storebrand High Yield Företagsobligation A SEK	7.1
Storebrand Global All Countries A SEK	7.1
Storebrand Global Plus A SEK	3.0
Storebrand Sverige Plus A SEK	3.0
Storebrand Sverige A SEK	2.5
Sum	88.3

Currency: SEK All performance related information is net of fees. Please note that historical return is no guarantee of future return. The value of your fund savings can both rise and fall, and you may get back less than you invested. The fund is allowed to invest more than 35 percent of the fund's assets in debt securities issued by the Swedish state. All our funds are managed according to a sustainability strategy based on the methods Solutions, Exclusions & Active ownership, please see more information at [www.storebrandfonder.se/hallbarhet](http://www.storebrandfonder.se/hallbarhet). Storebrand Fonder may not be held liable for any errors contained in this information. Neither Morningstar nor Storebrand Fonder is responsible for any damages, whether directly or indirectly caused by any shortcomings or errors in this information. Investors should not rely on this information without having made proper checks. Investors and potential investors should be aware that marketing of the funds outside of Sweden may be restricted or unlawful. Information about in which countries, outside of Sweden, some of the funds are marketed is disclosed in the funds' prospectuses. Prospectuses and key investor information documents for the funds are available on our website [www.storebrandfonder.se/fakta](http://www.storebrandfonder.se/fakta).

Total Assets

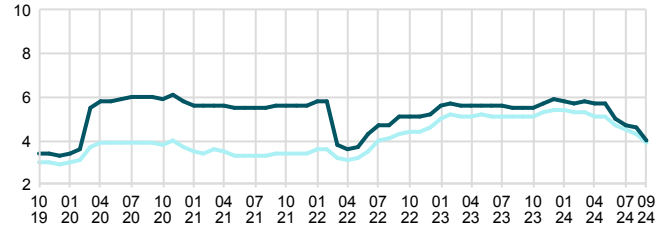
Time Period: 2019-10-31 to 2024-09-30



Standard Deviation

Time Period: 2019-10-31 to 2024-09-30

Rolling Window: 2 Years 1 Month shift

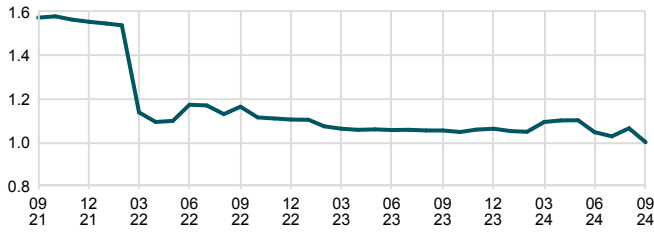


■ SPP Mix 20 ■ Benchmark

Rolling Beta

Time Period: 2021-09-30 to 2024-09-30

Rolling Window: 2 Years 1 Month shift

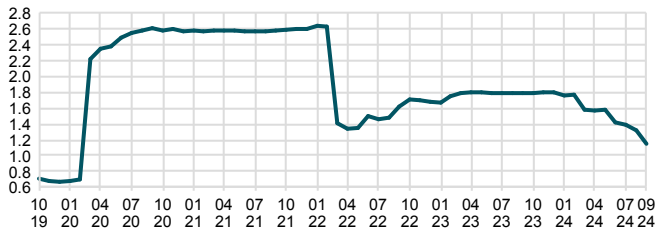


■ SPP Mix 20

Tracking Error

Time Period: 2019-10-31 to 2024-09-30

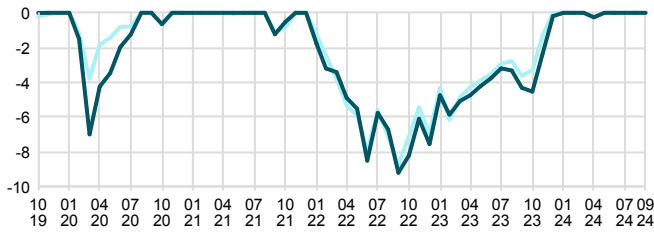
Rolling Window: 2 Years 1 Month shift



■ SPP Mix 20

Drawdown

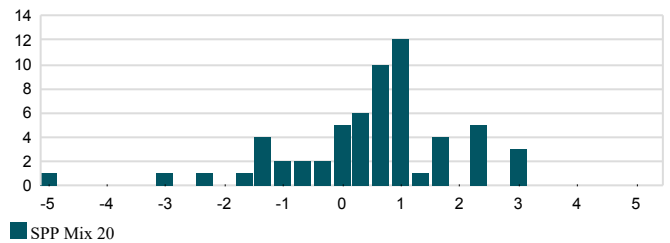
Time Period: 2019-10-31 to 2024-09-30



■ SPP Mix 20 ■ Benchmark

Monthly Return Distribution

Time Period: 2019-10-31 to 2024-09-30



■ SPP Mix 20