

This factsheet is as at 28 March 2024 unless otherwise specified.

Xtrackers MSCI Europe Financials ESG Screened UCITS ETF 1C

a sub fund of Xtrackers

At a Glance

- Direct investment in European equities
- Comprised of large and medium sized companies, covering 85% of the Financials sector
- ESG screening methodology

Fund information	
ISIN	LU0292103651
Share class currency	EUR
Fund Currency	EUR
Fund launch date	26 June 2007
Domicile	Luxembourg
Portfolio Methodology	Direct Replication
Sub-Portfolio Manager	DWS Investments UK Ltd
Investment Manager	DWS Investment GmbH
Custodian	State Street Bank International GmbH, Luxembourg Branch
All-in fee ¹	0.17% p.a.
Income treatment	Capitalising
NAV per Share	EUR 48.85
Total Fund Assets	EUR 57.80 Million
Total Shares Outstanding	1.18 Million
Reporting Fund	Yes

¹ Please see additional information / Glossary.

Listing and trading information			
Exchange	Bloomberg Ticker	Reuters RIC	Trading Currency
Xetra	XS7R GY	XS7R.DE	EUR
London Stock Exchange	XS7R LN	XS7R.L	GBP
Stuttgart Stock Exchange	XS7R GS	XS7R.SG	EUR

Cumulative performance figures						
	1 Month	3 Months	6 Months	1 Year	3 Years	Annualised Volatility
Share Class	5.62%	8.63%	19.03%	26.98%	47.91%	29.73%
Index	5.45%	8.50%	18.86%	26.56%	-	29.32%
Tracking Difference	0.16%	0.14%	0.17%	0.42%	-	-
Tracking Error	0.28%	0.17%	0.16%	0.16%	-	-

Calendar year performance figures						
	2019	2020	2021	2022	2023	YTD
Share Class	14.19%	-24.19%	36.16%	-2.76%	23.61%	8.63%
Index	-	-	-	-3.06%	23.41%	8.50%
Tracking Difference	-	-	-	0.30%	0.20%	0.14%
Tracking Error	-	-	-	0.17%	0.15%	0.17%

Rolling performance figures											
	3/14 - 3/15	3/15 - 3/16	3/16 - 3/17	3/17 - 3/18	3/18 - 3/19	3/19 - 3/20	3/20 - 3/21	3/21 - 3/22	3/22 - 3/23	3/23 - 3/24	Since launch
Share Class	10.25%	-30.78%	29.06%	-0.06%	-16.79%	-33.57%	47.47%	9.97%	5.92%	26.98%	-3.39%
Index	-	-	-	-	-	-	-	-	5.63%	26.56%	-
Tracking Difference	-	-	-	-	-	-	-	-	0.29%	0.42%	-
Tracking Error	-	-	-	-	-	-	-	-	0.18%	0.16%	-

Past performance does not predict future returns.

Reference Index key features

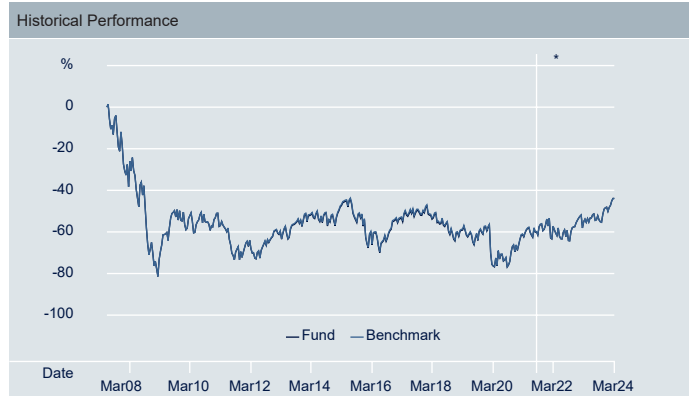
The MSCI Europe Financials ESG Screened 20-35 Select Index aims to reflect the performance of the following market:

- Large and mid-cap companies in Developed Market European countries
- All securities in the index are classified in the Financials sector as per the Global Industry Classification Standard (GICS)
- Weighted by free-float adjusted market capitalisation in accordance with the MSCI Capped Indexes methodology, so the largest group entity within each Index is capped at 35% while all other group entities are capped at 20% with a buffer of 10% applied on these limits at each index rebalancing and additional monthly ad-hoc rebalancing as necessary
- Securities issued by entities failing to meet the following ESG standards, amongst others, are excluded: are associated with controversial weapons, are assigned an MSCI ESG Rating of 'CCC' or are unrated, derive certain revenues from tobacco, conventional weapons, nuclear weapons, civilian firearms, thermal coal, unconventional and/or arctic oil and gas extraction, and palm oil; and any issuer with an MSCI Controversies Score of 0
- Reduced greenhouse gas intensity relative to the parent index

Additional information on the index, selection and weighting methodology is available at www.msci.com

Key Risks

- The value of your investment may go down as well as up and past performance does not predict future returns. Investor capital may be at risk up to a total loss.
- The Fund is exposed to the currency markets which may be highly volatile. Large price swings can occur in such markets within very short periods and may result in your investment suffering a loss.
- The value of an investment in shares will depend on a number of factors including, but not limited to, market and economic conditions, sector, geographical region and political events.
- The Fund is exposed to market movements in a single country or region which may be adversely affected by political or economic developments, government action or natural events that do not affect a fund investing in broader markets.
- The Fund has a focus on a single or narrow range of industry, sector or types of companies and performance may not reflect a rise in broader markets.



Source: DWS, Index Provider

***Restructuring event(s): 01 September 2021 to date** Index: MSCI Europe Financials ESG Screened 20-35 Select Index | Performance shown: ETF NAV (EUR) vs index (EUR).

26 June 2007 to 01 September 2021 Index: STOXX® Europe 600 Banks Index | Performance shown: ETF NAV (EUR) vs index (EUR).

Index performance, Tracking Error and Tracking Difference calculations were reset on 01 September 2021.

THINK ETF. THINK X.

This factsheet is as at 28 March 2024 unless otherwise specified.

Top 10 ETF constituents		
Issuer	ISIN	Weight
HSBC HOLDINGS ORD	GB0005405286	11.30%
UBS GROUP AG	CH0244767585	7.64%
BANCO SANTANDER SA ORD	ES0113900J37	5.96%
ZURICH INSURANCE GROUP AG	CH0011075394	5.96%
AXA ORD	FR0000120628	5.15%
UNICREDIT SPA ORD	IT0005239360	4.42%
LONDON STOCK EXCHANGE GROUP ORD	GB00B0SWJX34	3.77%
INVESTOR ORD	SE0015811963	3.28%
LLOYDS TSB GRP	GB0008706128	3.14%
DEUTSCHE BOERSE AG ORD	DE0005810055	2.94%
ETF Fundamentals		
ETF PE Ratio (Forward)	7.87	
ETF PE Ratio (Trailing)	7.53	
Number of Securities in the Fund	57	

Source: DWS

Index information	
Index Name	MSCI Europe Financials ESG Screened 20-35 Select Index
Index Provider	MSCI INC.
Bloomberg Symbol	NE734596
Index Type	Total Return Net
Index Base Currency	EUR
Index Rebalance Frequency	Quarterly

Source: Index Provider

Further information on Xtrackers

DWS Investments UK Limited
21 Moorfields
London EC2Y 9DB
United Kingdom

Hotline: +44 (0)20 7547 1747
Website: www.Xtrackers.com
E-Mail: Xtrackers@dws.com

Additional Information

A Glossary of Terms is available at Xtrackers.com.

ETF performance is shown on NAV basis, net of fees and index replication costs. Index performance is calculated on a total return basis. On restructuring event dates, index values are re-based to match the index level of the previous index. Volatility is calculated since launch of the share class.

Disclaimer

This document is intended for information purposes only and does not create any legally binding obligations on the part of DWS Group GmbH & Co. KGaA and/or its affiliates (DWS). This document has been prepared without consideration of the investment needs, objectives or financial circumstances of any investor. Without limitation, this document does not constitute an offer, an invitation to offer or a recommendation to enter into any transaction.

Before making an investment decision, investors need to consider, with or without the assistance of an investment adviser, whether the investments and strategies described or provided by DWS are appropriate in light of their particular investment needs, objectives and financial circumstances.

Information in this document has been obtained or derived from sources believed to be reliable and current. However, accuracy or completeness of the sources cannot be guaranteed.

This document is not directed to, or intended for distribution to or use by, any person or entity who is a citizen or resident of or located in any locality, state, country or other jurisdiction, including the United States, where such distribution, publication, availability or use would be contrary to law or regulation or which would subject DWS to any registration or licensing requirement within such jurisdiction not currently met within such jurisdiction. Persons into whose possession this document may come are required to inform themselves of, and to observe, such restrictions.

Xtrackers is an undertaking for collective investment in transferable securities (UCITS) in accordance with the applicable laws and regulations and set up as open-ended investment company with variable capital and segregated liability amongst its respective compartments.

Investors must buy and must usually sell shares in Xtrackers UCITS ETFs on a secondary market with the assistance of an intermediary (e.g. a stockbroker) and may incur fees for doing so. In addition, investors may pay more than the current net asset value when buying shares and may receive less than the current net asset value when selling them. Before making any investment decision, investors should refer to the Risk Factors in the Prospectus and Key Investor Information Document.

Tax treatment of the Xtrackers UCITS ETFs depends on the individual circumstances of each investor.

Xtrackers is incorporated in the Grand Duchy of Luxembourg, is registered with the Luxembourg Trade and Companies' Register under number B-119.899 and has its registered office at 49, avenue J.F. Kennedy, L-1855 Luxembourg. DWS Investment S.A. acts as the management company of Xtrackers. The Investment Company may decide to terminate the arrangements made for the marketing of this fund.

Any investment decision in relation to a fund should be based solely on the latest version of the prospectus, the audited annual and, if more recent, un-audited semi-annual reports and the Key Investor Information Document (KIID), all of which are available in English upon request to DWS Investment S.A., 2, Boulevard Konrad Adenauer, L-1115 Luxembourg or on www.Xtrackers.com. A summary of investor rights is available at www.etf.dws.com under "About Us – How to Complain?".

PAST PERFORMANCE DOES NOT PREDICT FUTURE RETURNS.

© DWS Investments UK Limited, 2024. Authorised and regulated by the Financial Conduct Authority.

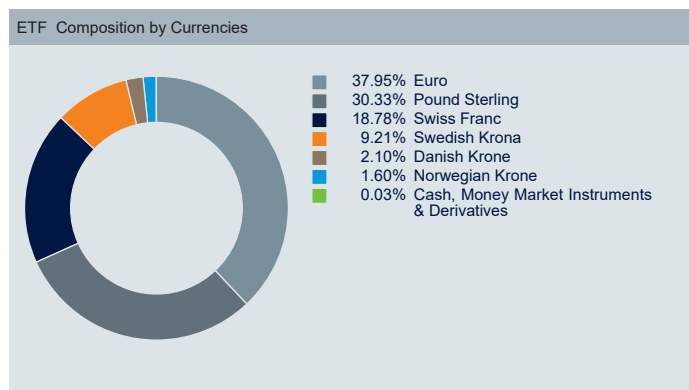
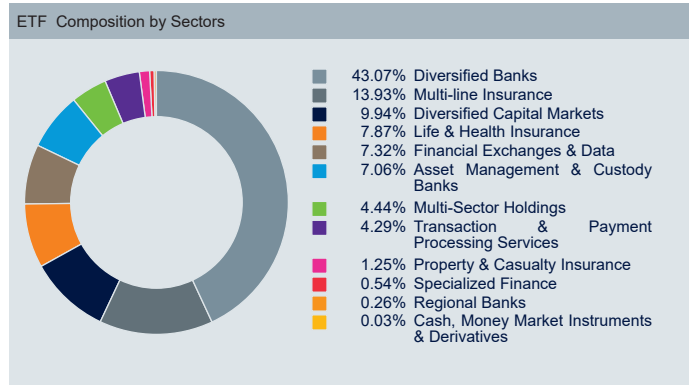
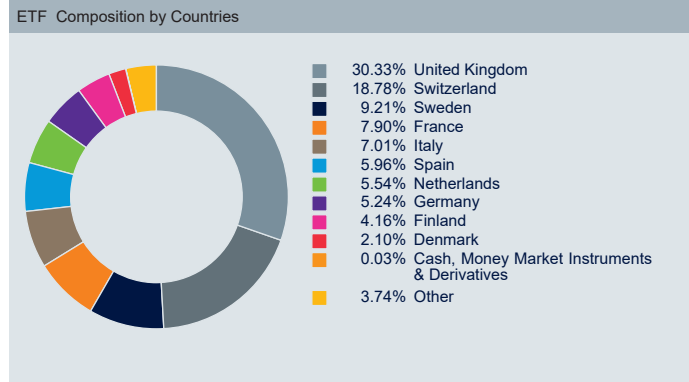
Index Disclaimer

The funds or securities referred to herein are not sponsored, endorsed, or promoted by MSCI, and MSCI bears no liability with respect to any such funds or securities or any index on which such funds or securities are based. The Prospectus of Xtrackers MSCI Europe Financials ESG Screened UCITS ETF contains a more detailed description of the limited relationship MSCI has with Xtrackers and any related funds.

MSCI Europe Financials ESG Screened UCITS ETF

Source: DWS

Figures may not always add up to 100.00% due to rounding



THINK ETF. THINK X.