

A Distribution EUR | Data as at 31.12.2021

Fund objectives and investment policy

The fund aims to provide capital growth and income in line with 3 month Euribor + 2% (or an alternative reference rate) before fees have been deducted* over a three to five year period whilst also seeking to limit losses to a maximum of 8% of the value of the fund, over any investment period. The fund aims to provide this return with a volatility (a measure of how much the fund's returns vary over rolling 3 year periods) of 3-5% per annum. The fund aims to achieve the objective by investing in a diversified range of assets and markets worldwide that meet the investment manager's sustainability criteria. There is no guarantee that the objective will be attained and your capital is at risk. *For the target return after fees for each Share Class please visit the Schroder website: <https://www.schroders.com/en/lu/private-investor/investing-withus/after-fees-performance-targets/>

The fund has environmental and/or social characteristics within the meaning of Article 8 of Regulation (EU) 2019/2088 on Sustainability-related Disclosures in the Financial Services Sector (the "SFDR"). This means that the fund maintains a higher overall sustainability score than its sustainability benchmark based on the investment manager's rating system.

Relevant risks as associated with this Fund are shown overleaf and should be carefully considered before making any investment. Above is the Investment Objective of the fund. For details on the fund's Investment Policy please see the KIID.

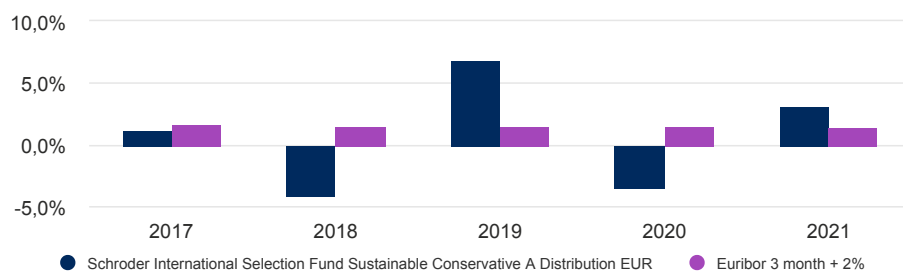
Past Performance is not a guide to future performance and may not be repeated. The value of investments and the income from them may go down as well as up and investors may not get back the amounts originally invested. Exchange rate changes may cause the value of any overseas investments to rise or fall.

Share class performance (%)

Cumulative performance	1 month	3 months	YTD	1 year	3 years	5 years	Since inception
Share class (Net)	0,1	0,7	3,1	3,1	6,4	3,2	13,0
Target	0,1	0,4	1,4	1,4	4,7	8,2	19,9

12 month performance	Discrete yearly performance - Dec					Calendar year performance				
	2016	2017	2018	2019	2020	2017	2018	2019	2020	2021
	2017	2018	2019	2020	2021					
Share class (Net)	1,2	-4,1	6,9	-3,5	3,1	1,2	-4,1	6,9	-3,5	3,1
Target	1,7	1,6	1,6	1,6	1,4	1,7	1,6	1,6	1,6	1,4

Performance over 5 years (%)



Ratings and accreditation

MSCI
ESG RATINGS



CCC B BB BBB A AA AAA



Please refer to the Source and ratings information section for details on the icons shown above.

Fund facts

Fund manager	Philippe Bertschi Ingmar Przewlocka
Managed fund since	21.06.2021 ; 21.06.2021
Fund management company	Schroder Investment Management (Europe) S.A.
Domicile	Luxembourg
Fund launch date	02.07.2012
Share class launch date	02.07.2012
Fund base currency	EUR
Share class currency	EUR
Fund size (Million)	EUR 25,48
Target	Euribor 3 month + 2%
Unit NAV	EUR 115,5045
Dealing frequency	Daily
Distribution frequency	Quarterly

Fees & expenses

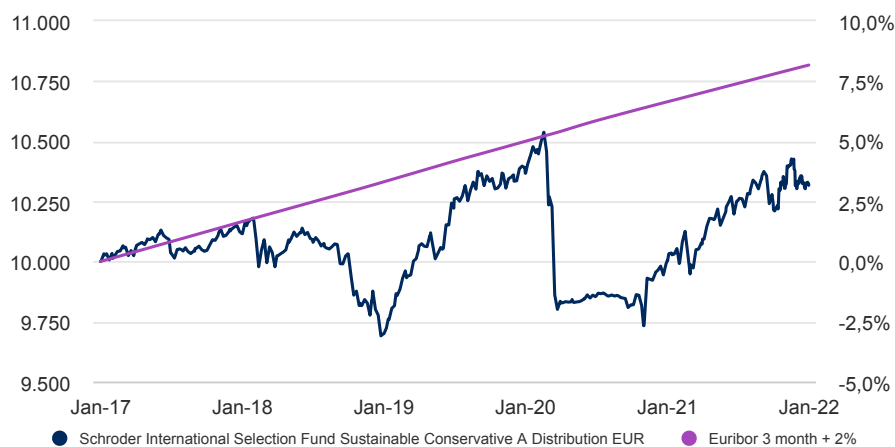
Ongoing charge	0,99%
Redemption fee	0,00%
Entry charge up to	3,00%

Purchase details

Minimum initial subscription	EUR 1.000 ; USD 1.000 or their near equivalent in any other freely convertible currency.
------------------------------	--

A Distribution EUR | Data as at 31.12.2021

5 year return of EUR 10.000



The chart is for illustrative purposes only and does not reflect an actual return on any investment.

Returns are calculated bid to bid (which means performance does not include the effect of any initial charges), net income reinvested, net of fees.

Risk considerations

Liquidity risk: In difficult market conditions, the fund may not be able to sell a security for full value or at all. This could affect performance and could cause the fund to defer or suspend redemptions of its shares.

Performance risk: Investment objectives express an intended result but there is no guarantee that such a result will be achieved. Depending on market conditions and the macro economic environment, investment objectives may become more difficult to achieve.

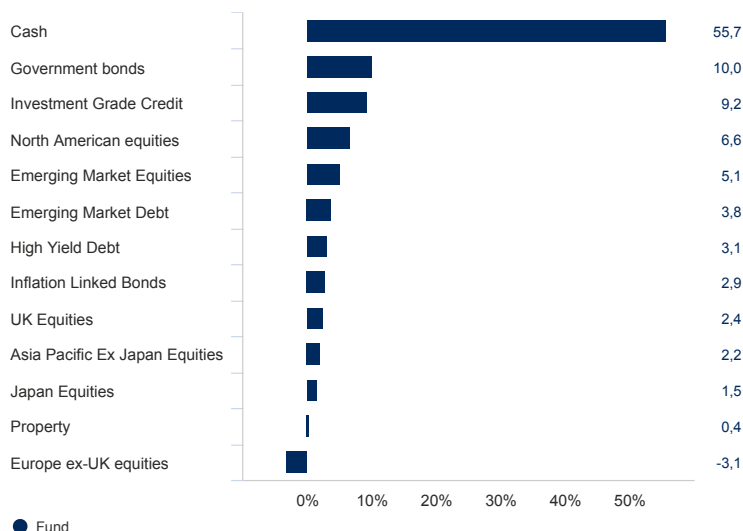
Sustainability Risk Factor: The fund has environmental and/or social characteristics. This means it may have limited exposure to some companies, industries or sectors and may forego certain investment opportunities, or dispose of certain holdings, that do not align with its sustainability criteria. Therefore, the fund may underperform other funds that do not apply similar criteria. The fund may invest in companies that do not reflect the beliefs and values of any particular investor.

Please see the KIID and Prospectus for a full list of risk considerations applicable to this fund.

Asset allocation

Source: Schroders. Top holdings and asset allocation are at fund level.

Asset class (%)



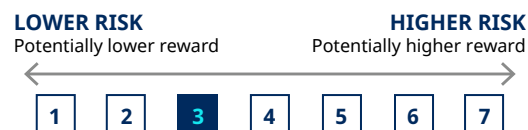
Top 10 holdings (%)

Holding name	%
Canadian 5 Year Government Bond	10,7
UK 5 Year Gilts	2,5
Germany 30 Year Government Bond	2,3
Canadian 10 Year Government Bond	2,2
Italian 15 Years Government Bonds	2,1
Deutsche Bank AG 6% Bond	2,1
UK 12 Year Green Gilts	2,0
South Africa 2 year Government Bond	2,0
Hungary 2 year Government Bond	1,8
Germany Inflation Linked Bond 2015(26)	1,5

Codes

ISIN	LU0776413352
Bloomberg	SCGCAEI LX
SEDOL	B72Z9T3
Reuters code	LU0776413352.LUF

Synthetic risk & reward indicator (SRR)



The risk category was calculated using historical performance data and may not be a reliable indicator of the fund's future risk profile. The fund's risk category is not guaranteed to remain fixed. Please see the Key Investor Information Document for more information.

Risk statistics & financial ratios

	Fund	Target
Annual volatility (%) (3y)	3,7	0,0

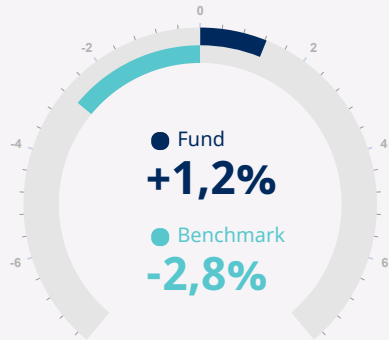
Source: Morningstar. The above ratios are based on bid to bid price based performance data.

A Distribution EUR | Data as at 31.12.2021

Proprietary Sustainability Metrics %

Overall Impact

Data as at 31.12.2021



The fund's sustainability benchmark is bespoke asset-weighted blend

The Schroders Impact score is based on Schroders' proprietary tool, SustainEx™. SustainEx™ provides an estimate of the potential societal or environmental impact that may be created by the companies and other issuers in which the fund is invested. The result is expressed as a notional percentage (positive or negative) of sales of the relevant underlying companies and other issuers. For example, a SustainEx™ score of +2% would mean a company contributes \$2 of relative notional positive impact (i.e. benefits to society) per \$100 of sales.

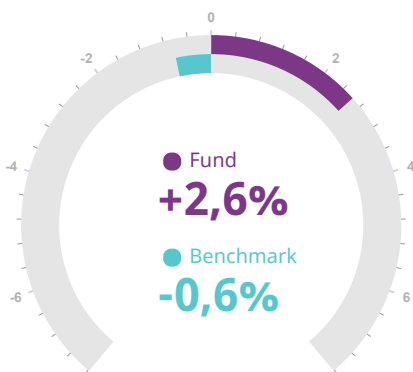
We calculate SustainEx™ scores for companies and other issuers in the fund to arrive at the total fund score.

The "Overall Impact" shown is a measure of the fund's estimated impact compared to that of its benchmark, in each case calculated as a relative notional percentage as described above.

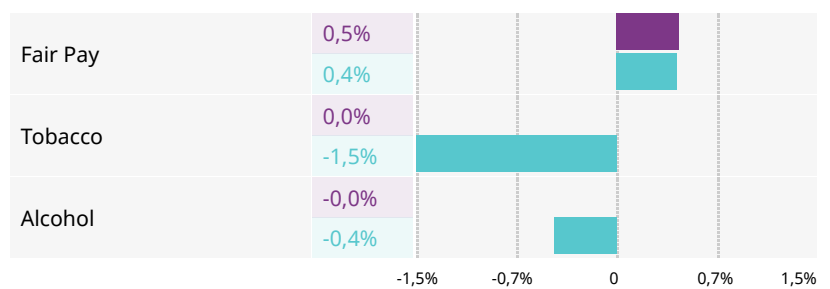
The "Impact on People" and "Impact on Planet" measure the fund's estimated underlying benefits and harms, as compared to its benchmark, in each case calculated as a relative notional percentage as described above.

Overall impact is a measure of the fund's impact compared to its benchmark.

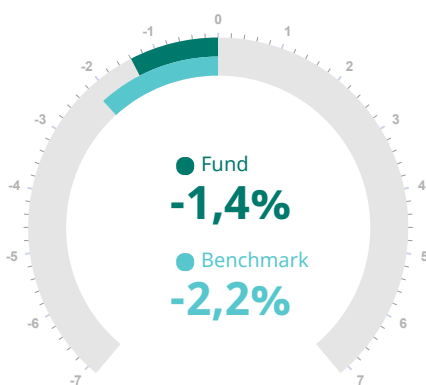
Overall Impact On: People



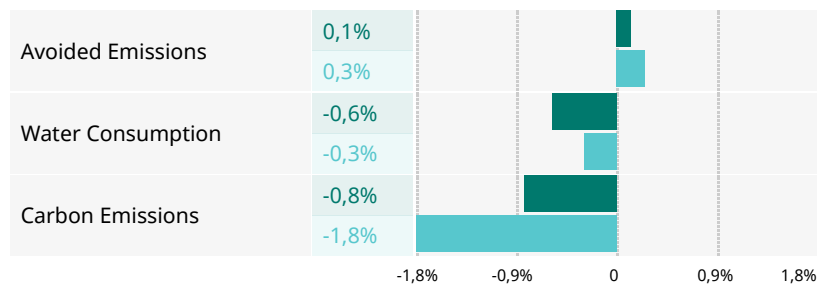
Impact Breakdown (%)



Overall Impact On: Planet



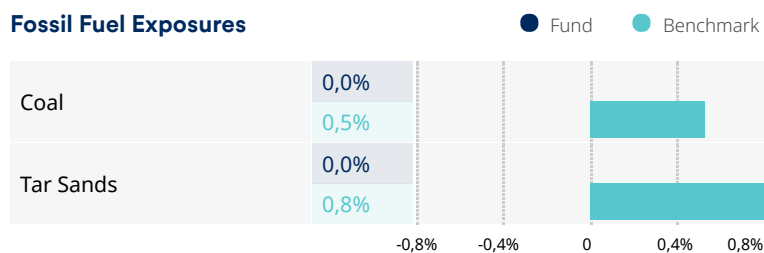
Impact Breakdown (%)



A Distribution EUR | Data as at 31.12.2021

Climate dashboard

Fossil Fuel Exposures



Source: MSCI. Carbon Intensity is based on reported scope 1 & 2 emissions. Fossil Fuel Exposure charts for sub-funds that are categorised as Article 8 or Article 9 under SFDR apply a revenue-based exclusion on companies operating in the coal sector. Companies generating more than 10% of their revenue from thermal coal extraction and companies that generate more than 30% of their revenue from coal-fired power are systematically excluded. Some sub-funds apply a more stringent exclusion criterion. Any fund exposure to coal reflects investments in companies whose coal-related revenues are below the accepted threshold. Please refer to the fund sustainability disclosures for more details on exclusions.

Sustainability performance measures

Category	Measure	Description	Units	Fund	Benchmark
People	Policy Human Rights	Does the company publish a policy governing human rights standards of its operations	% of companies with a policy on human rights in place	87,5% Coverage: 27,9%	80,3% Coverage: 47,6%
	Board Gender Diversity	Percentage of women on the Board	% Average percentage of women on boards	30,4% Coverage: 27,6%	26,4% Coverage: 45,9%
	Employees Community Work Program	Is there a programme for employees to volunteer with community initiatives?	% of companies with Employees Community Work programmes in place	94,1% Coverage: 27,9%	91,8% Coverage: 47,6%
	Independent Board Members	Percentage of independent directors on the Board	% of total directors who are independent	66,9% Coverage: 27,6%	71,6% Coverage: 45,9%
	CEO-Chairman Separation	Are the CEO and Chairman separate roles?	% of companies with separate CEO and Chairman	72,4% Coverage: 27,6%	53,5% Coverage: 45,9%
Planet	Policy Energy Efficiency	Does the company publish a policy to improve energy efficiency?	% of companies with a policy on energy efficiency in place	99,6% Coverage: 27,9%	93,2% Coverage: 47,6%
	Policy Emissions Reduction	Does the company publish a policy to reduce GHG emissions?	% of companies with a policy on emission reduction in place	97,8% Coverage: 27,9%	93,0% Coverage: 47,6%

Source: Refinitiv as at 31.12.2021. The analysis shown is based on company disclosed information. Coverage is calculated based on the average weighted by holding percentage for each metric for the fund and benchmark. Coverage shows the % of company reported data that is available for each measure for the fund and the benchmark.

A Distribution EUR | Data as at 31.12.2021

Contact information

Schroder Investment Management (Europe) S.A.
5, rue Höhenhof
Sennigerberg
Luxembourg
L-1736
Tel: +352 341 342 202
Fax: +352 341 342 342

For your security, communications may be taped or monitored.

Benchmark and corporate action information

Some performance differences between the fund and the benchmark may arise because the fund performance is calculated at a different valuation point from the benchmark. Schroder ISF Global Conservative was launched in July 2012 to accommodate a transfer of shareholders from the Strategic Solutions funds to the Schroder ISF SICAV. On 01.06.2016, the fund, previously named Schroder ISF Global Conservative, changed its name to Schroder ISF Global Multi-Asset Conservative. On 01.03.2018 Schroder ISF Global Multi-Asset Conservative changed its name to Schroder ISF Flexible Retirement. Prior to 02.07.2012 the fund uses the track record of the Strategic Solutions - Schroder Global Conservative Fund (launched on 29.09.2006) as a performance track record. The fund's performance should be assessed against its target benchmark, being 3 month EURIBOR (or an alternative reference rate) plus 2% per annum, and its volatility objective of 3-5% per annum. The investment manager invests on a discretionary basis and is not limited to investing in accordance with the composition of a benchmark. The target benchmark has been selected because the target return of the fund is to deliver or exceed the return of that benchmark as stated in the investment objective. Schroders is in the process of assessing the potential alternatives to EURIBOR and will notify investors of any decision to move away from EURIBOR in due course. The benchmark(s) does/do not take into account the environmental and social characteristics or sustainable objective (as relevant) of the fund. On 21.06.2021 Schroder ISF Flexible Retirement changed its name to Schroder ISF Sustainable Conservative.

Source and ratings information

Source of all performance data, unless otherwise stated: Morningstar, bid to bid, net income reinvested, net of fees.

Schroders' Proprietary tools: Including SustainEx, may not cover all of the fund's holdings from time to time, in which case Schroders may use a range of alternative methods to assess the relevant holding. In addition, certain types of assets (such as cash and certain equivalent securities such as gilts) are treated as neutral and are therefore not considered by our proprietary tools. The SustainEx scores show month-end data. Where a fund maintains a higher overall sustainability score than its sustainability benchmark based on the investment manager's rating system, this means that the fund's weighted average score in SustainEx over the previous six month period will be higher than the benchmark's score in SustainEx over the same period, based on month-end data. Where a fund has different sustainability criteria (for example, it invests a minimum proportion of its assets in sustainable investments or maintains a positive absolute sustainability score), the fund's weighted average score in SustainEx is shown here for information and illustrative purposes only.

Impact scores: These are generated using Schroders' proprietary tool, SustainEx™, which provides an estimate of the potential social or environmental impact that a company or other issuer may create. It does this by using certain metrics with respect to that issuer and quantifying the positive and negative impacts of each of those metrics in economic terms to produce an aggregate measure. Not all of those metrics are represented in the impact scores on 'People' and 'Planet' and how those scores are generated may change over time. It utilises and is reliant on third party data (including third party estimates) as well as Schroders' own modelling assumptions, and the outcome differs from other sustainability tools and measures. Where SustainEx™ relies on data and estimates produced by third parties, Schroders seeks to ensure that such data and estimates are accurate, but Schroders cannot and does not warrant the accuracy, completeness and adequacy of such third party data and estimates. Like any model, SustainEx™ will evolve and develop over time as Schroders continues to assess, refine and add to the metrics and their relative contributions. Generating SustainEx™ scores involves an element of judgment and subjectivity across the different metrics chosen by Schroders, and accordingly Schroders does not accept any liability arising from any inaccuracy or omission in, or the use of or reliance on, SustainEx™ scores. As the model evolves, changes made to how metrics are applied may result in changes to the SustainEx™ score of any issuer and ultimately the overall fund/portfolio score. At the same time, of course, the issuer's SustainEx performance might improve or deteriorate.

MSCI ESG Research rating: Produced by MSCI ESG Research as of the "reporting date". MSCI ESG Research LLC's ("MSCI ESG") Fund Metrics and Ratings (the "Information") provide environmental, social and governance data with respect to underlying securities within more than 31,000 multi-asset class mutual funds and ETFs globally. MSCI ESG is a registered investment adviser under the U.S. Investment Advisers Act of 1940. MSCI ESG materials have not been submitted to, nor received approval from, the U.S. Securities and Exchange Commission or any other regulatory body. None of the Information constitutes an offer to buy or sell, or a promotion or recommendation of, any security, financial instrument or product or trading strategy, nor should it be taken as an indication or guarantee of any future performance, analysis, forecast or prediction. The Information should not be used to determine which securities to buy or sell or when to buy or sell them. The Information is provided "as is" and the user of the Information assumes the entire risk of any use it may make or permit to be made of the Information.

Morningstar Rating: © Morningstar 2021. All Rights Reserved. The information contained herein: (1) is proprietary to Morningstar and/or its content providers; (2) may not be copied or distributed; and (3) is not warranted to be accurate, complete or timely. Neither Morningstar nor its content providers are responsible for any damages or losses arising from any use of this information. Past performance is no guarantee of future results.

A Distribution EUR | Data as at 31.12.2021

Important information

This document does not constitute an offer to anyone, or a solicitation by anyone, to subscribe for shares of Schroder International Selection Fund (the "Company"). Nothing in this document should be construed as advice and is therefore not a recommendation to buy or sell shares. The Company is registered at the Comisión Nacional del Mercado de Valores (CNMV), under the number 135. Subscriptions for shares of the Company can only be made on the basis of its latest prospectus and the Key Investor Information Document together with the latest audited annual report (and subsequent unaudited semi-annual report, if published), copies of which can be obtained, free of charge, from the Spanish representative, Schroder Investment Management Limited Sucursal en España, from the CNMV, as well as from the Spanish distributors. The Company is a Luxembourg-registered UCITS. An investment in the Company entails risks, which are fully described in the prospectus. As the Company invests in international markets, the exchange rate variation can cause a decrease or increase in value. Schroders has expressed its own views and opinions in this document and these may change. This document is issued by Schroder Investment Management (Europe) S.A., 5, rue Höhenhof, L-1736 Senningerberg, Luxembourg. Registered No. B 37.799. Schroders will be a data controller in respect of your personal data. For information on how Schroders might process your personal data, please view our Privacy Policy available at www.schroders.com/en/privacy-policy or on request should you not have access to this webpage. Third party data is owned or licensed by the data provider and may not be reproduced or extracted and used for any other purpose without the data provider's consent. Third party data is provided without any warranties of any kind. The data provider and issuer of the document shall have no liability in connection with the third party data. The Prospectus and/or www.schroders.com contains additional disclaimers which apply to the third party data.