

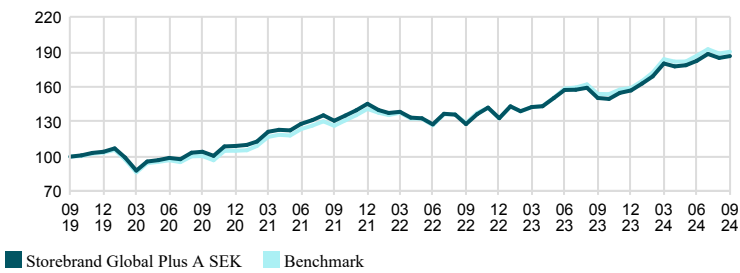
Storebrand Global Plus is a sustainable, index-oriented global equity fund that invests in a wide range of shares in different sectors in the global stock markets. The fund's performance is compared with an index that reflects the global stock market. The fund actively selects companies with a low CO2 footprint and companies with high sustainability ratings. Up to 10 per cent of the fund's assets are invested in solution companies, i.e. companies that are helping contribute to achieving the UN's global sustainable development goals. These companies are not necessarily in the fund's benchmark index. The fund follows our standard for sustainable investments, which means, among other things, that we refrain from investing in companies that are in breach of international standards and conventions. These include human rights, labour law and international law, corruption and financial crime, serious climate and environmental damage, and controversial weapons (land mines, cluster bombs and nuclear weapons). We also exclude companies where more than 5 per cent of net sales come from the production and/or distribution of fossil fuels, tobacco, weapons, alcohol, gambling, pornography, cannabis, or companies with large fossil reserves.

Storebrand Global Plus A SEK - Monthly Returns

	Year	Year, benchmark	Jan	Feb	Mar	Apr	May	Jun	Jul	Aug	Sep	Oct	Nov	Dec
2024	18.82	19.55	3.78	3.77	6.56	-1.41	0.57	2.14	3.25	-1.85	0.89	-	-	-
2023	17.98	19.73	7.63	-2.91	2.58	0.53	4.84	4.67	0.09	1.08	-5.52	-0.52	3.46	1.39
2022	-8.50	-5.79	-3.69	-1.77	0.67	-3.57	-0.47	-3.93	7.18	-0.57	-5.99	6.69	4.10	-6.37
2021	33.17	34.30	0.75	2.66	7.47	1.36	-0.38	4.59	2.48	3.19	-3.43	3.37	3.36	3.99
2020	4.85	1.68	2.79	-7.41	-11.29	8.96	1.15	2.04	-1.16	5.73	0.76	-3.37	8.08	0.41

Investment Performance

Time Period: 2019-09-30 to 2024-09-30




Excess Performance

Time Period: 2019-09-30 to 2024-09-30

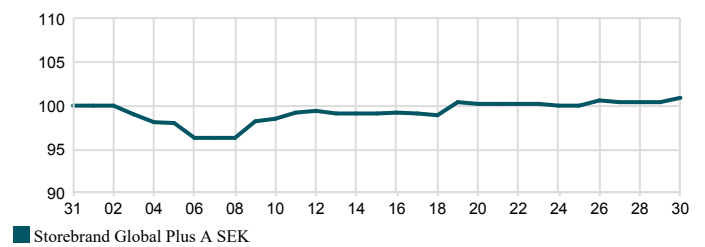


Fund Country Breakdown




Last Month

Time Period: 2024-08-31 to 2024-09-30



Fund Sector Breakdown



Trailing Returns

As Of Date: 2024-09-30

Accumulated since	Fund	Benchmark	Relative
1 m	0.89	0.80	0.10
YTD	18.82	19.55	-0.73
1 yr	24.00	23.56	0.44
3 yr	42.51	50.39	-7.88
5 yr	86.60	90.32	-3.71
Annualized			
3 yr	12.52	14.56	-2.03
5 yr	13.27	13.72	-0.45

Facts

Manager	Henrik Wold Nilsen	STD 3 yr, fund	12.92
AUM	45,594 MSEK	STD 3 yr, benchmark	12.64
KID Risk (1-7)	4	Tracking Error 3 yr	1.57
NAV (2024-09-30)	318.47 SEK	Information Ratio 3 yr	-1.30
Morningstar Rating, total (2024-09-30)	4	Sharpe Ratio 3 yr	1.0
Management Fees %	0.40	Beta 3 yr	1.0
Ongoing Charges %	0.41	R ² 3 yr	98.5
Max Drawdown Recovery Period	8 months	ISIN	SE0008129985
Number Of Holdings	680		

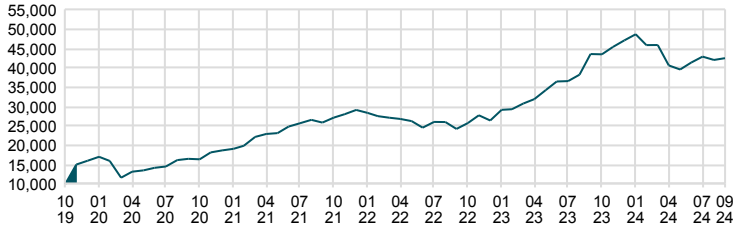
Top Ten Positions

	Weight %
Apple Inc	5.0
Microsoft	4.5
NVIDIA	4.3
Meta Platforms, Inc	2.0
Alphabet Inc Class A	1.5
Alphabet Inc Class C	1.3
Broadcom Inc	1.2
Eli Lilly & Co	1.2
J.P Morgan Chase and Co	1.0
United Health Group	0.9
Sum	22.9

Currency: SEK All performance related information is net of fees. Please note that historical return is no guarantee of future return. The value of your fund savings can both rise and fall, and you may get back less than you invested. A fund with risk class 6-7 may, due to its composition and the fund company's management methods, decrease and increase substantially in value. All our funds are managed according to a sustainability strategy based on the methods Solutions, Exclusions & Active ownership, please see more information at www.storebrandfonder.se/hallbarhet. Storebrand Fonder may not be held liable for any errors contained in this information. Neither Morningstar nor Storebrand Fonder is responsible for any damages, whether directly or indirectly caused by any shortcomings or errors in this information. Investors should not rely on this information without having made proper checks. Attribution calculated from gross-of-fees prices. Investors and potential investors should be aware that marketing of the funds outside of Sweden may be restricted or unlawful. Information about in which countries, outside of Sweden, some of the funds are marketed is disclosed in the funds' prospectuses. Prospectuses and key investor information documents for the funds are available at www.storebrandfonder.se/faktatablad.

Total Assets

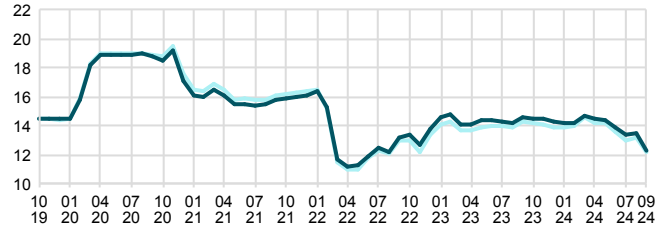
Time Period: 2019-10-31 to 2024-09-30



Standard Deviation

Time Period: 2019-10-31 to 2024-09-30

Rolling Window: 2 Years 1 Month shift

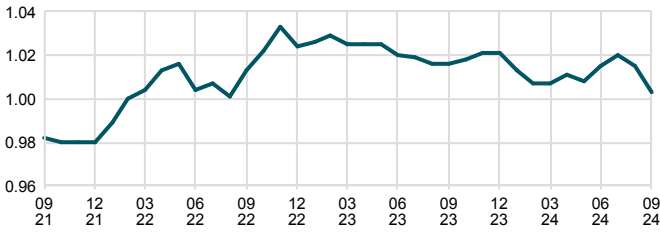


■ Storebrand Global Plus A SEK ■ Benchmark

Rolling Beta

Time Period: 2021-09-30 to 2024-09-30

Rolling Window: 2 Years 1 Month shift

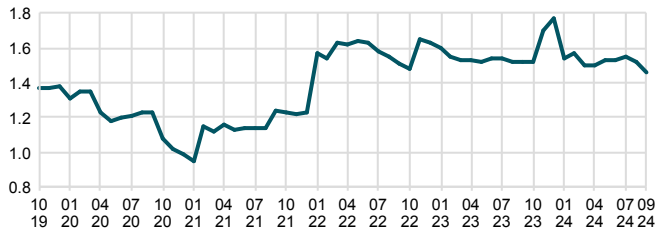


■ Storebrand Global Plus A SEK

Tracking Error

Time Period: 2019-10-31 to 2024-09-30

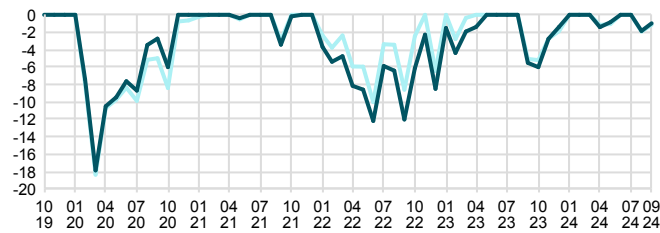
Rolling Window: 2 Years 1 Month shift



■ Storebrand Global Plus A SEK

Drawdown

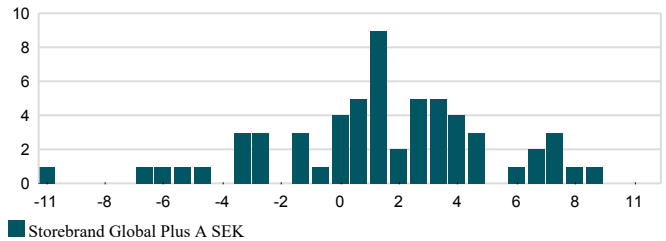
Time Period: 2019-10-31 to 2024-09-30



■ Storebrand Global Plus A SEK ■ Benchmark

Monthly Return Distribution

Time Period: 2019-10-31 to 2024-09-30



■ Storebrand Global Plus A SEK

Sector Attribution - Year To Date

	Portfolio			Benchmark			Analysis			
	Average Weight	Return	Contribution	Average Weight	Return	Contribution	Allocation	Selection	Currency Effect	Total Effect
Cash	0.3	0.0	0.1	0.0	0.0	0.0	0.0	0.0	0.1	0.0
Energy	0.0	0.0	0.0	4.4	6.9	0.3	0.6	0.0	-0.1	0.5
Materials	4.8	6.2	0.3	3.8	10.9	0.4	-0.1	-0.2	0.0	-0.3
Industrials	14.2	18.9	2.7	10.8	18.5	2.0	0.0	0.1	0.0	0.1
Consumer Discretionary	7.8	9.8	0.8	10.4	12.5	1.4	0.2	-0.2	0.0	0.0
Consumer Staples	6.8	9.0	0.7	6.6	13.7	0.9	0.0	-0.3	0.0	-0.3
Health Care	12.0	15.6	1.9	12.0	14.8	1.8	0.0	0.1	0.0	0.1
Financials	13.5	23.7	3.1	15.2	22.5	3.3	-0.1	0.2	0.0	0.1
Information Technology	26.5	27.2	7.0	24.5	27.7	6.5	0.2	-0.2	0.0	0.1
Communication Services	8.3	28.0	2.2	7.5	26.2	1.9	0.1	0.1	0.0	0.2
Utilities	2.6	0.0	0.0	2.5	21.7	0.5	0.0	-0.6	0.0	-0.6
Real Estate	3.2	14.6	0.5	2.3	13.1	0.3	0.0	0.0	0.0	0.0
Undefined	0.0	0.0	-0.1	0.2	72.2	0.1	-0.1	0.0	0.0	-0.1