



Morningstar Awards
Hong Kong 2020 - Best
Asia-Pacific Equity Fund⁴⁾



AsianInvestor Asset Management
Awards 2020 - Fund House of the
Year - Hong Kong⁵⁾

For Hong Kong Investors only

Unit Trust Range

FACT SHEET | February 28, 2021

JPMorgan Pacific Securities Fund

- The Fund invests primarily (at least 70%) in the securities of companies in the Asia-Pacific region, including Japan, Australia and New Zealand.
- The Fund is therefore exposed to risks related to equity, emerging markets, concentration, smaller companies, currency, liquidity, high volatility of the equity markets in the Pacific region and derivatives.
- Investors may be subject to substantial losses.
- Investors should not solely rely on this document to make any investment decision.



INVESTMENT OBJECTIVE

To provide investors with long term capital growth by investing primarily (i.e. at least 70% of its total net asset value) in the securities of companies in the Asia-Pacific region, including Japan, Australia and New Zealand.

EXPERTISE

Fund Manager

Aisa Ogoshi, Robert Lloyd

FUND INFORMATION (acc) - USD

Fund base currency
USD

Total fund size (m)
USD 943.1

SEDOL

B42GYV2

ISIN code

HK0000055746

Bloomberg code

JFPACSI HK

Current charge

Initial : 5.0% of NAV

Redemption : 0%

Management fee : 1.5% p.a.

Denominated currency and NAV per unit
(acc) - USD : USD 587.39

12 month NAV

High : USD 637.25 (17/02/21)

Low : USD 316.27 (23/03/20)

RATINGS

Morningstar Analyst Rating

Silver

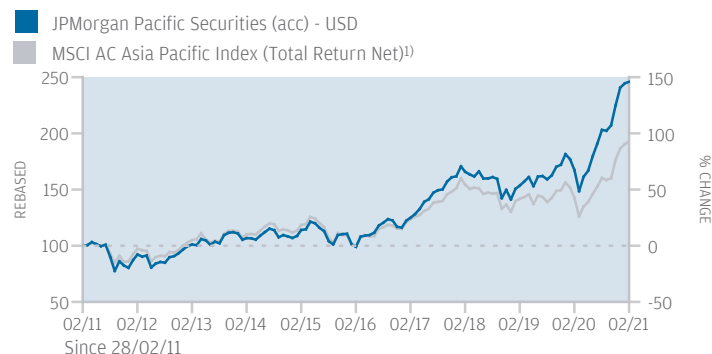
Morningstar Rating™

Morningstar Category™

Asia-Pacific Equity

PERFORMANCE

CUMULATIVE PERFORMANCE (%)



	1 month	1 year	3 years	5 years	Since launch	Launch date
(acc) - USD	0.6	47.0	48.3	148.3	26,521.6	26/05/78
Benchmark ¹⁾	1.4	35.7	25.1	95.2	-	

CALENDAR YEAR PERFORMANCE (%)

	2016	2017	2018	2019	2020	2021YTD
(acc) - USD	5.0	39.3	-12.7	28.5	32.6	2.2
Benchmark ¹⁾	5.0	31.7	-13.9	20.2	19.4	3.5

¹⁾Dividends reinvested after deduction of withholding tax. Prior to 01.09.15, MSCI AC Pacific Net. Prior to 01.07.01, MSCI Pacific Net. ²⁾With the exception of the "Average annual return" figure, all data are calculated from the month end after inception. ³⁾Investments in, or exposure to, any single entity (other than Government and other public securities) cannot exceed 10% of the Fund's total net asset value. ⁴⁾Morningstar Awards 2020 - Morningstar, Inc. All Rights Reserved. Awarded to JPMorgan Pacific Securities (acc) - USD for Best Asia-Pacific Equity Fund in Hong Kong, based on the fund's category-relative performance and risk within the Morningstar EAA Fund Asia-Pacific Equity Category over 1 year, 3 years and 5 years to 31 December 2019. ⁵⁾Issued by AsianInvestor, 2020 award, reflecting performance as at the previous calendar year end. Unless stated otherwise, all information as at the last valuation date of the previous month. Source: J.P. Morgan Asset Management/RIMES (NAV to NAV in denominated currency with income reinvested). Source of ratings: Morningstar, Inc., Analyst Rating - Silver awarded to (acc) - USD Class; 5-star rating awarded to (acc) - USD Class. Risk ratings (if any) are based on J.P. Morgan Asset Management's assessment of relative risk by asset class and historical volatility of the fund where applicable. The risk ratings are reviewed annually or as appropriate and for reference only. Any overweight in any investment holding exceeding the limit set out in the Investment Restrictions was due to market movements and will be rectified shortly. It should be noted that due to the difference of the fund domiciles the valuation points used by Unit Trust range and SICAV range of funds for fair valuation (where applied) may vary. For details please refer to the respective offering document(s).

Investment involves risk. Past performance is not indicative of future performance. Please refer to the offering document(s) for details, including the risk factors. This document has not been reviewed by the SFC.
Issued by JPMorgan Funds (Asia) Limited.

For more information, please contact your bank, financial adviser or visit www.jpmorgan.com/hk/am/ today.

PORTFOLIO ANALYSIS ((acc) - USD)

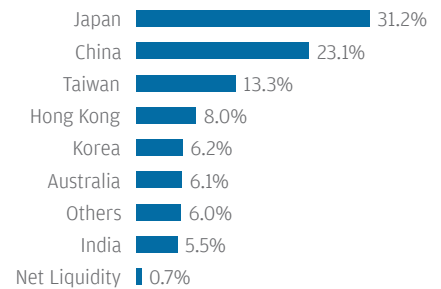
	3 years	5 years	Since Launch ²⁾
Correlation	0.97	0.97	0.77
Alpha %	0.47	0.40	0.55
Beta	1.02	1.01	0.94
Annualised volatility %	16.76	14.53	23.89
Sharpe ratio	0.75	1.29	-
Annualised tracking error %	3.97	3.81	15.26
Average annual return %	14.03	19.94	13.94

HOLDINGS³⁾ (as at end January 2021)

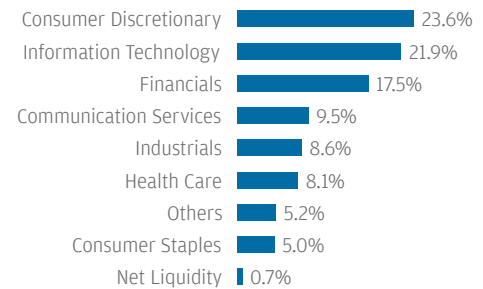
TOP 10	Market Sector	%
Taiwan Semiconductor Manufacturing Co., Ltd.	Taiwan Information Technology	6.9
Tencent Holdings Ltd.	China Communication Services	6.1
Samsung Electronics Co., Ltd.	Korea Information Technology	4.5
Keyence Corporation	Japan Information Technology	4.3
AIA Group Limited	Hong Kong Financials	4.0
Ping An Insurance (Group) Company of China, Ltd.	China Financials	2.8
Recruit Holdings Co., Ltd.	Japan Industrials	2.8
Shenzhou International Group Holdings Limited	China Consumer Discretionary	2.5
Delta Electronics, Inc.	Taiwan Information Technology	2.4
PT Bank Central Asia Tbk	Indonesia Financials	2.3

PORTFOLIO BREAKDOWN

Market



Sector



¹⁾Dividends reinvested after deduction of withholding tax. Prior to 01.09.15, MSCI AC Pacific Net. Prior to 01.07.01, MSCI Pacific Net. ²⁾With the exception of the "Average annual return" figure, all data are calculated from the month end after inception. ³⁾Investments in, or exposure to, any single entity (other than Government and other public securities) cannot exceed 10% of the Fund's total net asset value. ⁴⁾Morningstar Awards 2020 - Morningstar, Inc. All Rights Reserved. Awarded to JPMorgan Pacific Securities (acc) - USD for Best Asia-Pacific Equity Fund in Hong Kong, based on the fund's category-relative performance and risk within the Morningstar EAA Fund Asia-Pacific Equity Category over 1 year, 3 years and 5 years to 31 December 2019. ⁵⁾Issued by AsianInvestor, 2020 award, reflecting performance as at the previous calendar year end. Unless stated otherwise, all information as at the last valuation date of the previous month. Source: J.P. Morgan Asset Management/RIMES (NAV to NAV in denominated currency with income reinvested). Source of ratings: Morningstar, Inc., Analyst Rating - Silver awarded to (acc) - USD Class; 5-star rating awarded to (acc) - USD Class. Risk ratings (if any) are based on J.P. Morgan Asset Management's assessment of relative risk by asset class and historical volatility of the fund where applicable. The risk ratings are reviewed annually or as appropriate and for reference only. Any overweight in any investment holding exceeding the limit set out in the Investment Restrictions was due to market movements and will be rectified shortly. It should be noted that due to the difference of the fund domiciles the valuation points used by Unit Trust range and SICAV range of funds for fair valuation (where applied) may vary. For details please refer to the respective offering document(s).

Investment involves risk. Past performance is not indicative of future performance. Please refer to the offering document(s) for details, including the risk factors. This document has not been reviewed by the SFC. Issued by JPMorgan Funds (Asia) Limited.

For more information, please contact your bank, financial adviser or visit www.jpmorgan.com/hk/am/ today.