

Fund objectives and investment policy

The fund aims to deliver capital growth and income over a three to five year period after fees have been deducted by investing in a diversified range of assets in emerging markets worldwide.

This fund may use financial derivative instruments as a part of the investment process. Derivatives carry a high degree of risk and should only be considered by sophisticated investors.

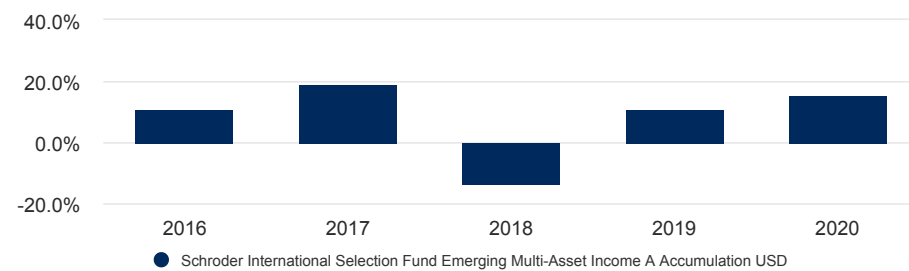
Past Performance is not a guide to future performance and may not be repeated. The value of investments and the income from them may go down as well as up and investors may not get back the amounts originally invested. Exchange rate changes may cause the value of any overseas investments to rise or fall.

Share class performance (%)

Performance (%)	1 month	3 months	6 months	YTD	1 year	3 years	5 years	Since inception
Fund (bid to bid)	-0.4	3.6	5.3	5.3	34.0	27.3	41.5	33.3
Fund (offer to bid)	-5.4	-1.6	0.1	0.1	27.3	20.9	34.4	26.6

Annualized performance (%)	3 years	5 years	Since inception
Fund (bid to bid)	8.4	7.2	4.7
Fund (offer to bid)	6.5	6.1	3.9

Performance over 5 years (%)



Past performance and any forecasts are not necessarily a guide to the future or likely performance.

The value of investments and income from them can go down as well as up and is not guaranteed. The distributions are not guaranteed. Ordinarily, they will be reviewed annually. In the event of the Fund's income and realised gains being less than indicated distribution amount per unit per annum, distributions will be made from capital. Investors should be aware that the distributions may exceed the income and realised gains of the Fund at times and lead to a reduction of the amount originally invested, depending on the date of initial investment. Where 'since inception' performance figures are stated, please note that the inception date is the same as the share class launch date under 'Fund Facts'.

Ratings and accreditation



Please refer to the Source and ratings information section for details on the icons shown above.

Fund facts

Fund manager	Dorian Carrell Remi Olu-Pitan
Managed fund since	01.09.2018 ; 01.09.2018
Fund management company	Schroder Investment Management (Europe) S.A.
Domicile	Luxembourg
Fund launch date	08.04.2015
Share class launch date	08.04.2015
Fund base currency	USD
Share class currency	USD
Fund size (Million)	USD 339.54
Unit NAV	USD 133.2874
Dealing frequency	Daily
Distribution rate	No Distribution
Distribution frequency	No Distribution

Fees & expenses

Initial sales charge up to	5.00%
Annual management fee	1.25%
Ongoing charge	1.58%
Redemption fee	0.00%

Purchase details

Minimum initial subscription	USD 1,000 ; EUR 1,000 or their near equivalent in any other freely convertible currency.
------------------------------	--

Codes

ISIN	LU1196710195
Bloomberg	SCEMAIA LX
SEDOL	BVW1NJ7
Reuters code	LU1196710195.LUF

A Accumulation USD | Data as at 30.06.2021

Return of USD 10,000



Risk statistics & financial ratios

	Fund
Annual volatility (%) (3y)	15.6
Sharpe ratio (3y)	0.5
Fund Yield	3.4

Source: Morningstar. The above ratios are based on bid to bid price based performance data.

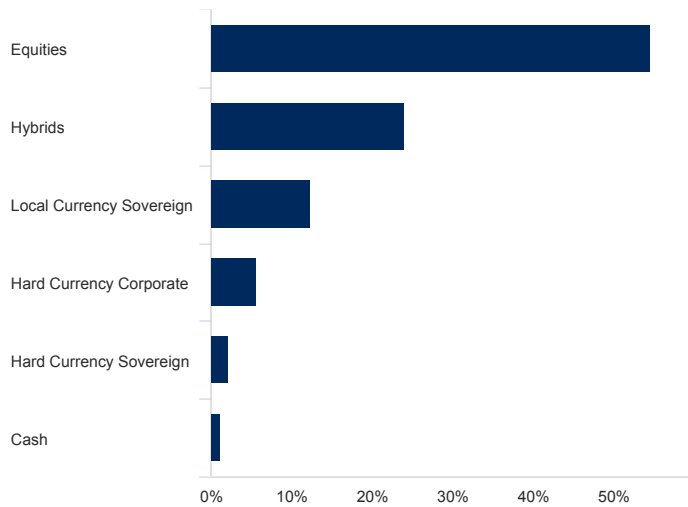
Please note this is an accumulation share class and as such the investor will not receive an income distribution. Any income will be reinvested into the fund.

The chart is for illustrative purposes only and does not reflect an actual return on any investment.

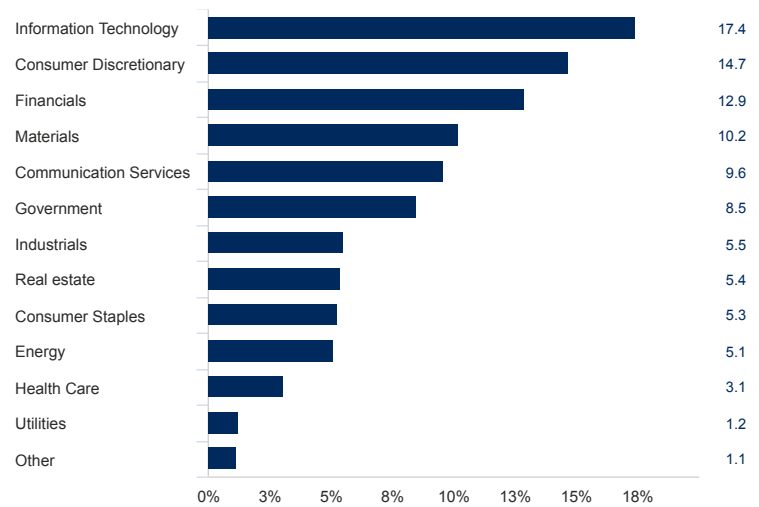
Returns are calculated bid to bid (which means performance does not include the effect of any initial charges), net income reinvested, net of fees.

Asset allocation

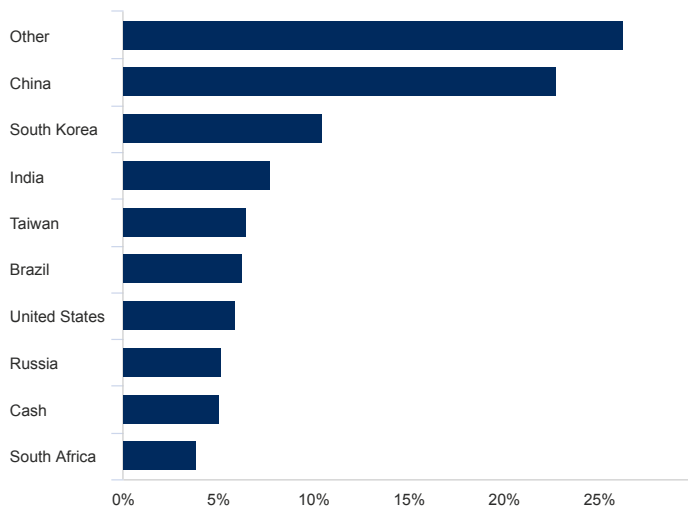
Asset class (%)



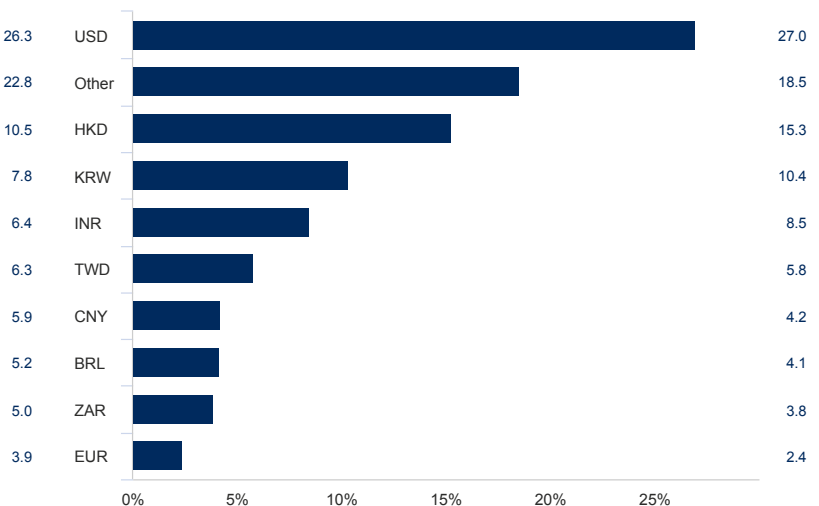
Sector (%)



Region (%)



Currency (%)



Schroders

Schroder International Selection Fund Emerging Multi-Asset Income

A Accumulation USD | Data as at 30.06.2021

Top 10 holdings (%)

Holding name	%
TAIWAN SEMICONDUCTOR MANUFACTURING	3.2
ALIBABA GROUP HOLDING LTD	2.2
SAMSUNG ELECTRONICS NON VOTING PRE PEF	2.0
SAMSUNG ELECTRONICS LTD	1.5
BUNGE LTD PERP 4.875 31-DEC-2049	1.4
TENCENT HOLDINGS LTD	1.3
BILIBILI INC 1.25 15-JUN-2027 (SENIOR)	1.3
KAKAO CORP 28-APR-2023 Reg-S (SENIOR)	1.2
SEA LTD 2.375 01-DEC-2025 (SENIOR)	1.1
CHINA HONGQIAO GROUP LIMITED 5.25 25-JAN-2026 Reg-S (SENIOR)	1.1

Source: Schroders. Top holdings and asset allocation are at fund level. Derivatives are displayed on the notional basis of the underlying exposure where possible. Due to the different treatment of derivative types, the allocation to Liquid Assets may vary between each chart.

Share class available

	A Accumulation USD	A Distribution USD
Distribution frequency	No Distribution	Monthly
ISIN	LU1196710195	LU1196710351
Bloomberg	SCEMAIA LX	SCEMAIU LX
SEDOL	BVW1NJ7	BVW1NX1

Contact information

Schroder Investment Management (Europe) S.A.
5, rue Höhenhof
Sennigerberg
Luxembourg
L-1736
Tel: +352 341 342 202
Fax: +352 341 342 342

Schroder Investment Management (Singapore) Ltd
138 Market Street
#23-01 CapitaGreen Singapore 048946
Tel: (65) 6534 4288
Fax: (65) 6536 6626

For your security, all telephone calls are recorded
Schroders Reg No 199201080H

Benchmark and corporate action information

Please note that the fund's benchmarks were changed on 18 May 2021. The past performance in the above table is based on the fund's objective and benchmarks (Income target of 4%-6% and volatility target of 8%-16%. No comparator benchmark.) in place prior to this date. Going forward, this table will show past performance from this date based on the new objective and benchmarks (No target benchmark. Performance and volatility comparator benchmark: 50% MSCI Emerging Market index, 16.7% JPM EMBI index EM Hard Currency (USD), 16.7% JPM GBI Emerging Market index - EM Local (USD H), 16.7% JPM CEMB Index USD) The fund does not have a target benchmark. The fund's performance and volatility should be compared against 50% MSCI Emerging Market index, 16.7% JPM EMBI index EM Hard Currency (USD), 16.7% JPM GBI Emerging Market index - EM Local (USD H), 16.7% JPM CEMB Index USD. The comparator benchmark is only included for performance and risk comparison purposes and does not have any bearing on how the investment manager invests the fund's assets. The fund's investment universe is expected to have limited overlap with the components of the comparator benchmark. The investment manager invests on a discretionary basis and there are no restrictions on the extent to which the fund's portfolio and performance may deviate from the comparator benchmark. The investment manager will invest in companies or sectors not included in the comparator benchmark. The comparator benchmark has been selected because the investment manager believes that the benchmark is a suitable comparison for performance purposes given the fund's investment objective and policy.

Schroders

Schroder International Selection Fund Emerging Multi-Asset Income

A Accumulation USD | Data as at 30.06.2021

Source and ratings information

Source of all performance data, unless otherwise stated: Morningstar, bid to bid, net income reinvested, net of fees.

Morningstar Rating: © Morningstar 2021. All Rights Reserved. The information contained herein: (1) is proprietary to Morningstar and/or its content providers; (2) may not be copied or distributed; and (3) is not warranted to be accurate, complete or timely. Neither Morningstar nor its content providers are responsible for any damages or losses arising from any use of this information. Past performance is no guarantee of future results.

Important information

This advertisement or publication has not been reviewed by the Monetary Authority of Singapore.

Schroder International Selection Fund (the "Company"), a Luxembourg-registered open-ended investment company, is the responsible person for the Company's sub-funds (each, a "Fund" and collectively, the "Funds") recognised under Section 287 of the Securities and Futures Act of Singapore, and has appointed Schroder Investment Management (Singapore) Ltd as its Singapore corporate representative in this regard. This document does not constitute an offer to anyone, or a solicitation by anyone, to subscribe for shares in any Fund. Nothing in this document should be construed as advice or a recommendation to buy or sell shares in any Fund. This document is published for information and general circulation only and does not have any regard to the specific investment objectives, financial situation and the particular needs of any specific person who may receive this document. Investors should seek independent advice from a financial advisor before investing in shares of any Fund. Subscriptions in shares of any Fund can only be made on the basis of its latest Product Highlights Sheet and prospectus, copies of which can be obtained from Schroder Investment Management (Singapore) Ltd. or its distributors. Investors need to read the Product Highlights Sheet and the prospectus of each Fund carefully before investing. Investors also should consider each Fund's investment objective, risks, charges and expenses carefully before investing. Investments in any Fund involves risks which are fully described in the Fund's prospectus. Past performance of each Fund or the managers, and any economic and market trends or forecast, are not necessarily indicative of the future or likely performance of the Fund or the manager. The value of shares of each Fund, and the income accruing to the shares, if any, of the Fund, may fall as well as rise and investors may not get back the full amount invested. Investors investing in a Fund denominated in a non-local currency should be aware of exchange rate risks. The views and opinions expressed in this document may change without notice. This document is issued by Schroder Investment Management (Europe) S.A., R.C.S. Luxembourg: B 37.799, 5, rue Höhenhof, L-1736 Senningerberg.

In case of discrepancy between the English and Chinese versions, the English version shall prevail.

Third party data is owned or licensed by the data provider and may not be reproduced or extracted and used for any other purpose without the data provider's consent. Third party data is provided without any warranties of any kind. The data provider and issuer of the document shall have no liability in connection with the third party data. The Prospectus and/or www.schroders.com contains additional disclaimers which apply to the third party data.