

Income GBP | Data as at 31.08.2024

Company Investment Objectives and Policy

The Company's investment objective is to invest in mid cap equities with the aim of providing a total return in excess of the FTSE 250 (ex Investment Companies) Index.

Above is the Investment Objective of the fund. For details on the fund's Investment Policy please see the KID.

The latest Annual Report includes the investment policy which you should read in conjunction with the KID before investing, these are available on our Schroders website. Relevant risks associated with an investment in this Company are shown below and should be carefully considered before making any investment. Past Performance is not a guide to future performance and may not be repeated. The value of investments and the income from them may go down as well as up and investors may not get back the amounts originally invested. Exchange rate changes may cause the value of investments to fall as well as rise. Performance data does not take into account any commissions and costs, if any, charged when units or shares of any fund, as applicable, are issued and redeemed.

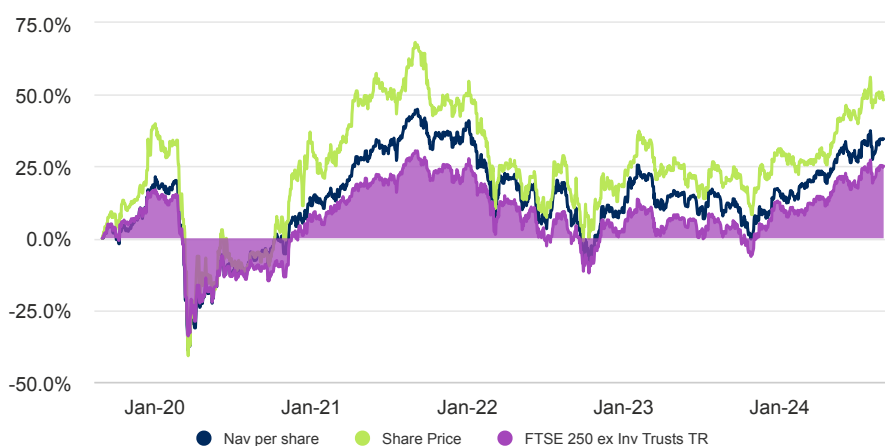
Performance

Performance (%)	YTD	1 month	3 months	6 months
Share Price	13.0	-5.1	3.6	18.0
Net Asset Value	14.8	-1.5	2.3	16.5
Reference Index	11.3	-1.7	3.0	15.4

Performance (%)	1 year	3 years p.a.	5 years p.a.	10 years p.a.
Share Price	23.3	-4.1	8.2	6.1
Net Asset Value	19.9	-1.7	6.0	6.4
Reference Index	19.6	-1.2	4.6	5.5

Discrete yearly performance (%)	Aug 14	Aug 15	Aug 16	Aug 17	Aug 18	Aug 19	Aug 20	Aug 21	Aug 22	Aug 23
	- Aug 15	- Aug 16	- Aug 17	- Aug 18	- Aug 19	- Aug 20	- Aug 21	- Aug 22	- Aug 23	- Aug 24
Share Price	6.2	-8.2	20.6	8.0	-4.4	-4.8	76.5	-31.3	4.2	23.3
Net Asset Value	8.7	1.7	19.8	8.9	-4.2	-7.2	52.3	-23.4	3.3	19.9
Reference Index	11.4	5.1	14.2	7.1	-5.0	-9.3	42.9	-21.7	3.1	19.6

Performance over 5 years



Source: Morningstar, net income reinvested, net of ongoing charges and portfolio costs and where applicable, performance fees, in GBP.

Ratings and accreditation



Please refer to the Source and ratings information section for details on the icons shown above.

Company facts

Fund manager	Jean Roche Andy Brough
Managed company since	27.09.2016 ; 30.04.2003
Alternative Investment Fund Manager	Schroder Unit Trusts Limited
Domicile	United Kingdom
Company launch date	30.04.2003
Company base currency	GBP
NAV (Million)	GBP 249.38
Number of holdings	51
Reference Index	FTSE 250 ex Inv Trusts TR
Share Price	GBX 636.00
NAV per Share	GBX 721.09
Premium/Discount to NAV	-11.80%
Distribution frequency	Semi-Annually
Gearing (%)	9.47
Pay Dates	09.08.2024 - GBX 6.00 15.03.2024 - GBX 15.00 04.08.2023 - GBX 5.50 27.02.2023 - GBX 14.00
Ex-Dates	02.01.2020 ; 11.07.2019 ; 03.01.2019 ; 01.02.2022
Dividend Yield (%)	3.2

Fees & expenses

Ongoing charge	0.95%
----------------	-------

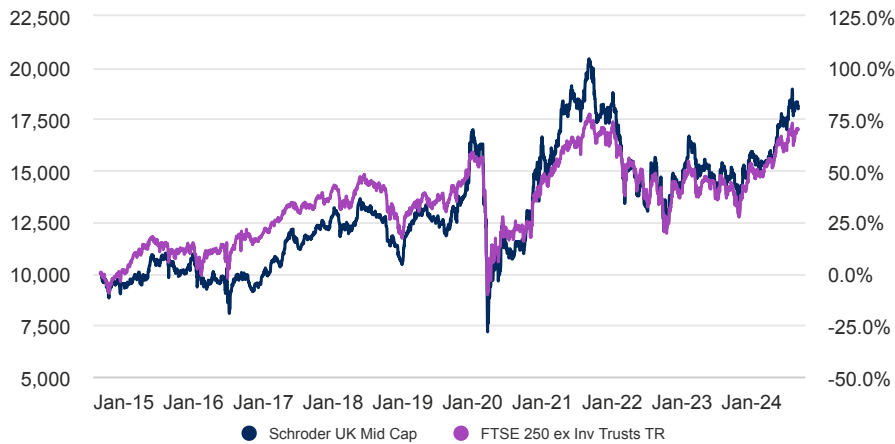
Codes

ISIN	GB0006108418
Bloomberg	SCP LN
SEDOL	0610841
LSE ticker	SCPI

Where gearing is shown as negative, this reflects net cash.

Income GBP | Data as at 31.08.2024

10 year return of GBP 10,000



The chart is for illustrative purposes only and does not reflect an actual return on any investment.

Returns are based on the share price. Share price performance figures are calculated on a mid-market basis in GBP with income reinvested on the ex-dividend date.

Risk considerations

Concentration risk: The fund may be concentrated in a limited number of geographical regions, industry sectors, markets and/or individual positions. This may result in large changes in the value of the fund, both up or down.

Counterparty risk: The fund may have contractual agreements with counterparties. If a counterparty is unable to fulfil their obligations, the sum that they owe to the fund may be lost in part or in whole.

Currency risk: If the fund's investments are denominated in currencies different to the fund's base currency, the fund may lose value as a result of movements in foreign exchange rates, otherwise known as currency rates. If the investor holds a share class in a different currency to the base currency of the fund, investors may be exposed to losses as a result of movements in currency rates.

Liquidity risk: The fund invests in illiquid instruments, which are harder to sell. Illiquidity increases the risks that the fund will be unable to sell its holdings in a timely manner in order to meet its financial obligations at a given point in time. It may also mean that there could be delays in investing committed capital into the asset class.

Market risk: The value of investments can go up and down and an investor may not get back the amount initially invested.

Market risk: The value of investments can go up and down and an investor may not get back the amount initially invested.

Performance risk: Investment objectives express an intended result but there is no guarantee that such a result will be achieved. Depending on market conditions and the macro economic environment, investment objectives may become more difficult to achieve.

Smaller companies risk: Smaller companies generally carry greater liquidity risk than larger companies, meaning they are harder to buy and sell, and they may also fluctuate in value to a greater extent.

As a result of fees being charged to capital, the distributable income of the fund may be higher, but there is the potential that performance or capital value may be eroded. The price of shares in the Company is determined by market supply and demand, and this may be different to the net asset value of the Company. This means the price may be volatile, meaning the price may go up and down to a greater extent in response to changes in demand.

Summary risk indicator (SRI)

LOWER RISK

Potentially lower reward

HIGHER RISK

Potentially higher reward

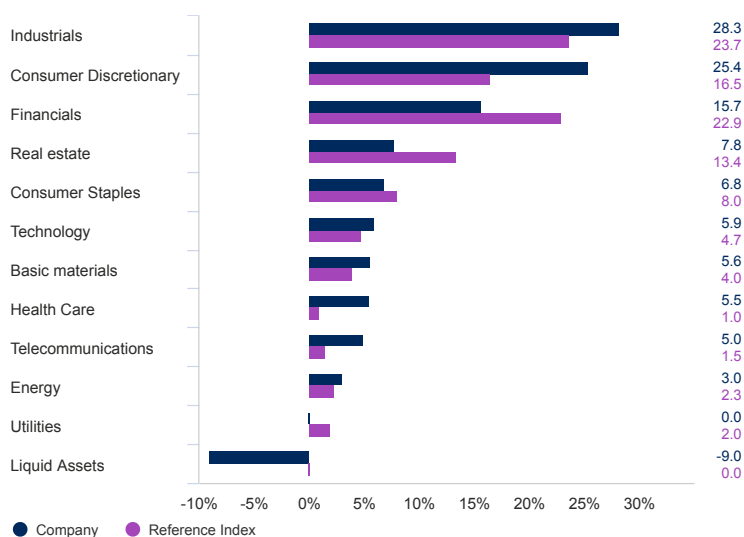


The risk category was calculated using historical performance data (or indicative fund performance during periods of suspension) and may not be a reliable indicator of the fund's future risk profile. The fund's risk category is not guaranteed to remain fixed. Please see the Key Information Document for more information.

Income GBP | Data as at 31.08.2024

Asset allocation

Sector (%)



Top 10 holdings (%)

Holding name	%
Inchcape PLC	4.4
Dunelm Group PLC	4.0
Cranswick PLC	3.8
QinetiQ Group PLC	3.8
Telecom Plus PLC	3.6
Just Group PLC	3.4
Computacenter PLC	3.4
Games Workshop Group PLC	3.4
IG Group Holdings PLC	3.2
Paragon Banking Group PLC	3.2

Source: Schroders. Top holdings and asset allocation are at company level. Liquid Assets contain cash, deposits and money market instruments, which are respectively not part of the core investment objective and policy. The commitment linked to the equity index futures contracts, if present, is deducted from cash.

Contact information

Schroder Unit Trusts Limited
1 London Wall Place
London
United Kingdom
EC2Y 5AU
Tel: 0800 182 2399
Fax:

For your security, communications may be recorded or monitored.

Information relating to changes in fund manager, investment objective, benchmark and corporate action information

In April 2011 the FTSE 250 (ex Investment Companies) Index replaced the FTSE All Share ex ITs ex FTSE 100 TR. The full track record of the previous index has been kept and chainlinked to the new one. With effect from 26.01.2011 Schroder UK Mid & Small Cap Fund plc changed its name to Schroder UK Mid Cap Fund plc and changed its investment objective.

Important information

Costs:

Certain costs associated with your investment in the fund may be incurred in a different currency to that of your investment. These costs may increase or decrease as a result of currency and exchange rate fluctuations.

If a performance fee is applicable to this fund, details of the performance fee model and its computation methodology can be found in the fund's prospectus. This includes a description of the performance fee calculation methodology, the dates on which the performance fee is paid and details of how the performance fee is calculated in relation to the fund's performance fee benchmark, which may differ from the benchmark in the fund's investment objective or investment policy.

For further information regarding the costs and charges associated with your investment, please consult the funds' offering documents and annual report.

General:

The Board has appointed Schroder Unit Trusts Limited as Alternative Investment Fund Manager, and to prepare this Factsheet. This factsheet should not be taken as any indication the Company held any particular investments at any particular date other than the stated date. Nothing in this factsheet should be construed as advice and is therefore not a recommendation to buy or sell shares. If you are interested in this Company you should contact your usual financial adviser before making any investment decision. In addition you can contact one of our Investor Services team on 0800 182 2399 for further information. Please note that Schroders is unable to give you specific investment advice. For investors' security calls to this number may be recorded. The data contained in this document has been sourced by Schroders and should be independently verified before further publication or use. Issued by Schroder Unit Trusts Limited, 1 London Wall Place, London EC2Y 5AU. Registered No: 4191730 England. Authorised and regulated by the Financial Conduct Authority. Nothing in this factsheet should be construed as advice and is therefore not a recommendation to buy or sell shares. If you are interested in this fund you should contact your usual financial adviser before making any investment decision. Please note that Schroders is unable to give you specific investment advice. For investors' security calls to this number may be recorded. Subscriptions for company shares can only be made on the basis of its latest Key Investor Document and Accounts, together with the latest audited annual report (and subsequent unaudited semi-annual report), copies are available in English and can be obtained, free of charge, from Schroder Investment Management Limited.

Morningstar Rating: © Morningstar 2024. All Rights Reserved. The information contained herein: (1) is proprietary to Morningstar and/or its content providers; (2) may not be copied or distributed; and (3) is not warranted to be accurate, complete or timely. Neither Morningstar nor its content providers are responsible for any damages or losses arising from any use of this information. Past performance is no guarantee of future results.