

Fidelity Funds – Euro Bond Fund 富達基金 – 歐元債券基金

31 January 2021 年1月31日

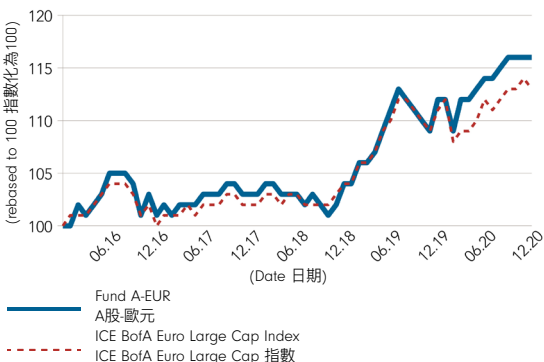
Bond 債券

- This fund invests primarily in bonds denominated in Euro.
 - The fund is subject to risk to capital and income, foreign currency risk, risk of investing in sovereign debt, stock/issuer concentration risk, downgrading risk, credit/default risk, credit rating risk and valuation risk. The value of bonds or other debt instruments will fluctuate depending on e.g. market interest rates, the credit quality of the issuer, the currency of the investment and liquidity considerations. In general, the prices of debt instruments rise when interest rates fall, whilst their prices fall when interest rates rise. The fund is subject to sovereign debt risk of certain countries within the Eurozone, higher volatility, liquidity, currency and default risks. Although the fund will generally invest in income-producing securities, it is not guaranteed that all underlying investments will generate income. Higher yields generally mean that there will be increased potential for capital appreciation and / or depreciation for fixed income securities.
 - The fund may invest in instruments with loss-absorption features which are subject to greater capital risks, liquidity, valuation and sector concentration risk. The fund may invest in CoCos, which are highly complex and are of high risk. CoCos are a form of hybrid debt security with loss-absorption features that are intended to either convert into equity shares of the issuer or have their principal written down upon the occurrence of certain 'triggers'. The fund may also invest in senior non-preferred debts, which may be subject to write-down upon the occurrence of a trigger event and may result in total loss principal invested.
 - The fund's net derivative exposure may be up to 50% of its NAV, the use of derivatives may involve liquidity risk, counterparty credit risk, volatility risk, valuations risks and over-the-counter transaction risk, at times. Exposure to financial derivative instruments and its leverage element may lead to a high risk of significant loss by the fund.
 - Investors may suffer substantial loss of their investments in the fund. Investor should not invest in the fund solely based on the information provided in this document and should read the offering documents, including Product Key Facts (including the risk factors) for details.
- 本基金主要投資於以歐元結算的債務。
 - 基金可能涉及資本及收益的風險、外幣風險、投資於主權債務的風險、集中股票 / 發行機構投資風險、評級下調風險、信貸 / 違約風險、信貸評級風險及估值風險。債券或其他債務工具的值將受多項因素影響而波動，例如市場利率、發行機構的信貸質素、投資的計值貨幣及流動性等。一般情況下，當利率下調時，債務工具的價格將上升，而當利率上調時，其價格則下跌。基金須承受若干歐元區國家的主權債務風險，較高的波動、流動性、貨幣及違約風險。雖然基金一般將投資於收益性股票證券，但不保證所有相關投資均能締造收益。收益較高一般意味著定息證券的資本增值及 / 或貶值潛力將減少增加。
 - 基金可投資於具有損失吸收特點的投資工具而須承受較大的資本風險、流動性、估值和集中行業投資風險。基金可投資於CoCos，有關證券高度複雜，而且風險高。CoCos是一種具有損失吸收特點的混合債務證券，旨在於一旦發生若干「觸發事件」，把證券轉換為發行機構股份，或撤減其本金。基金亦可投資於主權位非優先受償債務，可能面對撤減，這可能會導致完全失去所投資的本金。
 - 基金的衍生工具風險承擔淨額最高為其資產淨值的50%。偶爾使用衍生工具可能會引發流動性風險、交易對手信貸風險、波幅風險、估值風險及場外交易市場交易風險。投資於金融衍生工具及其槓桿元素可能導致基金須承受錄得重大損失的高風險。
 - 您在本基金的投資有可能大幅虧損。投資者應該參閱基金之銷售文件，包括產品資料概要(包括風險因素)，而不應只根據這文件內的資料而作出投資。

Fund Details 基金資料

Fund Manager 基金經理	Ario Emami Nejad Rick Patel
Reference Currency 報價貨幣	EUR 歐元
Fund Size 基金資產值	EUR1,470m (百萬歐元)
Max. Sales Charge 最高認購費	3.5%
Annual Management Fee 每年管理費	0.75%
Min. Subscription 最低認購金額	USD2,500 or HKD eqv 2,500美元或港元等值
Fidelity Fund Code 富達基金代號	1035

Fund Performance 基金表現



Summary of Investment Objective 投資目標摘要

The fund is a Bond fund and aims to provide income with the possibility of capital gains. The fund invests primarily (i.e. at least 70% of the fund's assets) in bonds denominated in Euro. (Please refer to the offering document for Investment Objective of the fund)

本基金是一項債券基金，旨在提供收益及潛在資本增值。基金主要（即基金資產的最少70%）投資於以歐元結算的債券。（關於基金的投資目標詳情請參閱基金章程）

Cumulative Performance 累積表現 (%)

	YTD 年初至今	3 mth 3個月	6 mth 6個月	1 yr 1年	3 yr 3年	5 yr 5年	Since Launch 自推出以來
A-EUR A股-歐元	-0.3	0.3	1.2	3.8	12.1	15.8	386.8
A-MDIST-EUR A股-每月派息-歐元	-0.4	0.2	1.2	3.8	12.1	15.8	88.2
A-ACC-EUR A股-累積-歐元	-0.4	0.2	1.2	3.8	12.1	15.8	75.3
A-ACC-USD (H) A股-累積-美元(對沖)	-0.3	0.6	1.7	5.1	20.0	28.3	39.8
Index 指數	-0.4	0.0	1.3	1.6	10.8	13.0	517.2

Source: Fidelity, NAV-NAV basis, in respective currencies with dividends re-invested. Index performance (if any) is calculated in the currency of the first share class listed in the table.

資料來源：富達，以資產淨值及各自貨幣計算，並假設股息盈利再作投資。指數表現（如有）以表內列示第一項股份類別之貨幣計算。

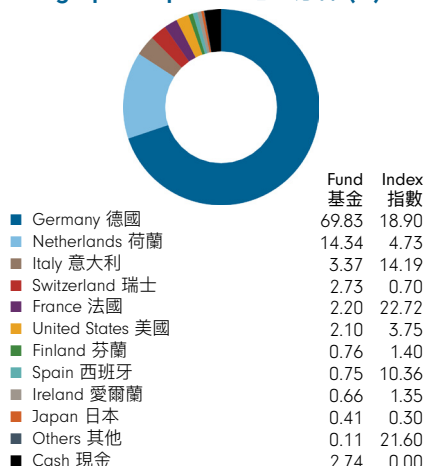
Top 10 Holdings 10大公司及債券持倉 (%)

	Fund 基金	Index 指數
GERMANY GOVT 0% 02/15/30 RGS	22.59	0.20
GERMANY GOVT 0% 06/11/21 REGS	16.48	0.00
GERMANY GOVT 0% 08/15/30 REGS	14.36	0.24
GERMANY GOVT 0% 03/12/21 RGS	9.36	0.00
NETHERLANDS T-BILL 0% 4/29/21	7.27	0.00
NETHERLAND GOVT 0% 07/15/30 14	7.07	0.11
BTP 1.7% 09/01/51 144A REGS	3.37	0.08
FRANCE GOVT 0.5% 05/25/72 RGS	2.20	0.05
CREDIT SUI 0.625% 01/18/33 RGS	2.01	0.01
GERMANY GOVT 0.25% 2/15/29 RGS	1.85	0.22

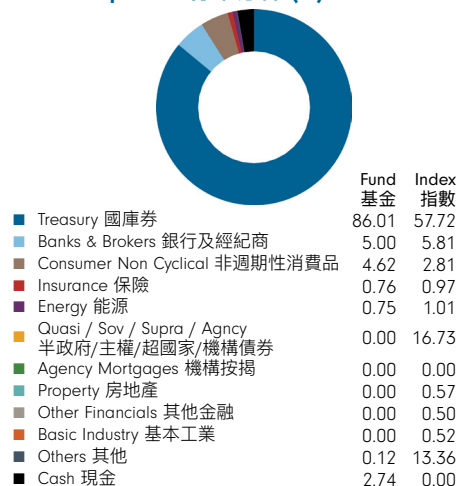
Top 5 Issuers 五大持有量最高之發行商 (%)

(DBR) Federal Republic of Germany	40.25	8.33
(BKO) Federal Republic of Germany	25.85	0.44
(DTB) NETHERLANDS T-BILL 0% 4/29/21	7.27	0.00
(NETHER) Kingdom of the Netherlands	7.07	2.50
(BTPS) BTP 1.7% 09/01/51 144A REGS	3.37	12.53

Geographic Exposure 地區分佈 (%)



Sector Exposure 行業分佈 (%)



Fidelity Funds – Euro Bond Fund

富達基金 – 歐元債券基金

31 January 2021 年1月31日

Measures † 衡量指標

	Fund 基金	Index 指數
Annualised Volatility (3 years) 年度化波幅(3年)%	3.85	-
Beta (3 years) 貝他係數(3年)	0.94	-
Sharpe Ratio (3 years) 夏普比率(3年)	1.11	-
Yield to Maturity 到期收益率%	-0.38	-0.07
Running Yield 現時收益率%	0.23	1.54
Effective Duration 有效存續期	7.7	7.7
Average Credit Rating (Linear) 平均信用評級 (線性)	AA+	A+
Asset Type – Investment grade credit (ex- treasury) 資產類型- 投資級別 (國庫券除外)%	8.69	42.19
Asset Type – High yield bond (%) 資產類別-高收益債券 (%)	2.44	0.03

Index 指數

Market Index: ICE BofA Euro Large Cap Index

ICE BofA Euro Large Cap 指數

The index has been renamed from BofAML Euro Large Cap Index to ICE BofA Euro Large Cap Index with effective from 1 Jan 2020. Prior to 31 Mar 03, the index was CG Euro GBI Index. Prior to 30 Oct 98 was CG WGBI European Index. Prior to 30 Dec 94 was SB ECU Bond Index.

由2020年1月1日起，指數已由美銀美林歐洲貨幣大型股指數改名為ICE BofA Euro Large Cap 指數。2003年3月31日以前為花旗集團歐洲貨幣聯盟政府債券指數；1998年10月30日以前為花旗集團世界政府債券(歐洲)指數；1994年12月30日以前為所羅門兄弟歐洲貨幣單位債券指數。

Index is for comparative purpose only.

指數只用作為比較用途。

Share Class Details & Codes 股份類別資料及代碼

Share Class 股份類別	Launch Date 推出日期	NAV 單位資產淨值	Bloomberg Ticker 彭博代碼	ISIN 基金代碼
A-EUR A股-歐元	01.10.90	14.94	FIDEUBI LX	LU0048579097
A-MDIST-EUR A股-每月派息-歐元	09.06.03	12.61	FFEBAMD LX	LU0168050333
A-ACC-EUR A股-累積-歐元	03.07.06	17.53	FIDEUBA LX	LU0251130638
A-ACC-USD (H) A股-累積-美元(對沖)	09.04.14	13.98	FIDAAUH LX	LU1046421522

A: distributing share class. A-ACC: accumulating share class. A-ACC(H): accumulating hedged share class. A-MDIST: monthly distributing share class, available to selected intermediaries only. Distribution amount not guaranteed.

A股: 派息股份類別。A股-累積: 累積股份類別。A股-累積(對沖): 累積(對沖)股份類別。A股-每月派息: 每月派息股份類別，只可透過指定的中介人認購。派息金額並不獲保證。

Calendar Year Performance 曆年表現 (%)

	2016	2017	2018	2019	2020
A-EUR A股-歐元	3.6	0.7	-1.1	7.0	6.3
A-MDIST-EUR A股-每月派息-歐元	3.6	0.7	-1.1	7.0	6.4
A-ACC-EUR A股-累積-歐元	3.7	0.6	-1.0	7.0	6.3
A-ACC-USD (H) A股-累積-美元(對沖)	4.9	2.7	1.7	10.1	7.8
Index 指數	3.4	0.6	0.4	6.0	4.0

Source: Fidelity, NAV-NAV basis, in respective currencies with dividends re-invested. Index performance (if any) is calculated in the currency of the first share class listed in the table.

資料來源: 富達，以資產淨值及各自貨幣計算，並假設股息盈利再作投資。指數表現(如有)以表內列示第一項股份類別之貨幣計算。

Credit Rating Exposure 信用評級分佈 (%)

	Fund 基金	Index 指數
AAA/Aaa	80.44	24.81
AA/Aa	2.20	30.46
A	1.30	10.49
BBB/Baa	10.76	34.18
BB/Ba	2.44	0.03
B	0.00	0.00
CCC and Below	0.00	0.00
Other 其他	0.12	0.03
Cash 現金	2.74	0.00
Total 總和	100.00	100.00

Other includes bonds that are not rated, interest rate derivatives, FX / derivative P&L, and rounding adjustment. 其他包括沒有評級之債券、利率衍生工具、外匯/衍生工具損益及四捨五入調整。

Currency Exposure 貨幣投資分佈 (%)

	Fund 基金	Index 指數
EUR	100.02	100.00
AUD	0.00	0.00
USD	-0.02	0.00
JPY	0.00	0.00
GBP	0.00	0.00
Other 其他	0.00	0.00
Total 總和	100.00	100.00

Annual report
年度報告



Semi-annual report
半年度報告



Prospectus
認購章程



Product Key Facts
產品資料概要



Top issuers table: credit derivatives relating to any specific issuer are included, but derivatives relating to government bonds and to bond indices are excluded. Geographic exposure basis is domicile of issuer. Running Yield describes the income investors get from their portfolio as a percentage of market value of the securities and does not include the impact of fees. Effective Duration takes into account all investments in the fund, including derivatives. Average Credit Rating takes into account all investments in the fund, including derivatives. The weight assigned to each issue is equal to its market value weight. The credit rating table excludes derivatives. Currency exposure is after hedging. 持有量最高之發行商: 當中包括特定發行商的信貸衍生工具，但並不包括與政府債券及債券指數相關的衍生工具。平均信用評級分佈涵蓋基金中的所有投資(包括衍生工具)，並以各自市值作為比重計算。地區分佈根據發行商的註冊地分類。現時收益率為投資者所得收入與其投資組合市值之百分比比較。現時收益率並未反映收費之影響。有效存續期涵蓋基金中的所有投資(包括衍生工具)。平均信用評級分佈涵蓋基金中的所有投資(包括衍生工具)，並以各自市值作為比重計算。信用評級分佈並不包括衍生工具。貨幣投資分佈以對沖後的貨幣為準。

(†) Morningstar, Inc. All Rights Reserved. Morningstar Rating™ as of 31/01/2021 (if applicable). Morningstar 版權所有，晨星星號評級數據截至至31/01/2021 (如適用)。 (‡) Volatility measures are not calculated for funds which are less than 3 years old. 成立不足三年的基金之波幅不會被計算。 This material is issued by FIL Investment Management (Hong Kong) Limited and it has not been reviewed by the Securities and Futures Commission ("SFC"). Investors are reminded of concentration risks and volatility associated with sector funds. Investment involves risks. Past performance is not indicative of future performance. Please refer to the Fidelity Prospectus for Hong Kong Investors and Product Key Facts for further details (including the risk factors). If investment returns are not denominated in HKD or USD, US/HK dollar-based investors will be exposed to exchange rate fluctuations. Fidelity, Fidelity International, the Fidelity International logo and F symbol are trademarks of FIL Limited.

本文件由富達基金(香港)有限公司發行。本文件未經證券及期貨事務監察委員會審核。投資者應注意行業投資所帶來的風險。投資涉及風險。基金過去表現並不表示將來亦會有類似的業績，詳情請細閱富達香港投資者認購章程及產品資料概要(包括風險因素)。若投資收益並非以港元或美元計算，以美元/港元作出投資的投資者需承受匯率波動的風險。「富達」、Fidelity、Fidelity International、Fidelity International 標誌及F標記均為FIL Limited的商標。