

SPP FRN Företagsobligationsfond is an actively managed fixed-income fund which invests in corporate bonds issued by companies with high credit ratings, Investment Grade, (at least S&P BBB- rating), with a low interest rate risk, and without any currency risk. This means that the fund has small price fluctuations and, in principle, is unaffected by interest rate changes and exchange movements. The fund is a fixed-income fund which primarily invests in corporate bonds in Swedish kronor, with a focus on the Nordic region. The duration will be kept low. The fund will invest in interest-bearing securities with variable interest rates (FRNs). FRNs are bonds for which the interest rate normally changes every three months. The fund follows our criteria for sustainable investments. This means that we do not invest in companies that contribute to the violation of human rights, corruption, harming the climate and environment, the production of landmines, cluster munitions, or nuclear weapons. In addition, the Fund also refrain from investing in companies whose turnover is more than 5 percent from production/distribution from: fossil fuels, weapons/arms, tobacco, alcohol, gambling, pornography, cannabis and companies with large fossil reserves.

SPP FRN Företagsobligationsfond - Monthly Returns

	Year	Year, benchmark	Jan	Feb	Mar	Apr	May	Jun	Jul	Aug	Sep	Oct	Nov	Dec
2022	-1.344	-0.565	-0.061	-1.262	-0.009	-0.014	-	-	-	-	-	-	-	-
2021	1.426	0.786	0.428	0.228	0.117	0.137	0.090	0.090	0.153	0.254	0.185	-0.178	-0.257	0.172
2020	1.797	1.663	0.367	-0.079	-4.604	0.508	0.649	1.802	0.780	0.971	0.479	-0.140	0.789	0.402
2019	3.660	1.203	-0.060	0.670	0.498	0.574	-0.041	0.428	0.389	0.266	0.236	0.270	0.197	0.175
2018	-1.383	-0.731	0.275	-0.025	-0.151	0.174	-0.151	-0.070	0.053	-0.031	0.072	-0.277	-0.854	-0.403

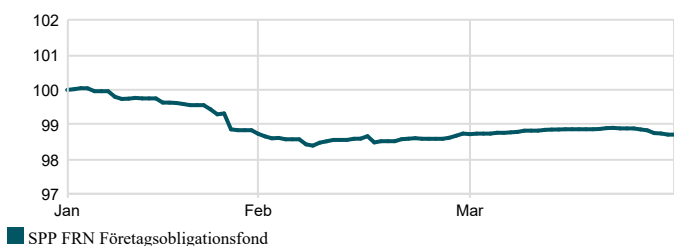
SPP FRN Företagsobligationsfond - Monthly Excess Return

Benchmark: SPP FRN Företagsobligationsfond Blended Index

	Year	Jan	Feb	Mar	Apr	May	Jun	Jul	Aug	Sep	Oct	Nov	Dec
2022	-0.779	-0.113	-0.665	0.064	-0.066	-	-	-	-	-	-	-	-
2021	0.640	0.183	0.139	0.073	0.068	0.005	0.047	0.098	0.099	0.050	-0.111	-0.103	0.088
2020	0.134	0.175	0.025	-2.738	-0.027	0.322	0.903	0.331	0.370	0.217	-0.059	0.469	0.259
2019	2.457	-0.186	0.480	0.266	0.400	-0.081	0.330	0.292	0.138	0.215	0.180	0.179	0.194
2018	-0.652	0.160	0.033	-0.202	0.135	-0.055	-0.023	0.010	-0.033	0.085	-0.093	-0.490	-0.182

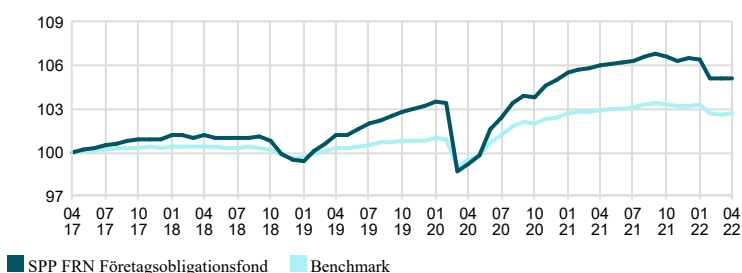
Last Three Months

Time Period: 2022-01-31 to 2022-04-30



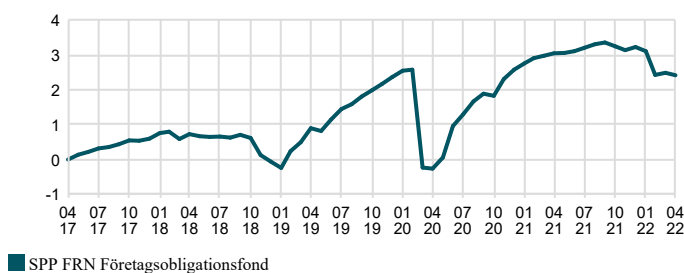
Investment Performance

Time Period: 2017-04-30 to 2022-04-30



Excess Performance

Time Period: 2017-04-30 to 2022-04-30



Trailing Returns

As Of Date: 2022-04-30

	Fund	Benchmark	Relative
Accumulated since			
1 m	-0.01	0.05	-0.07
YTD	-1.34	-0.56	-0.78
1 yr	-0.84	-0.23	-0.61
3 yr	3.83	2.37	1.46
5 yr	5.08	2.67	2.41
Annualized			
3 yr	1.26	0.78	0.48
5 yr	0.99	0.53	0.47

Facts

Manager	Gustaf Linnell	STD 3 yr, fund	3.27
AUM	12,555 MSEK	STD 3 yr, benchmark	1.43
KIID Risk (1-7)	2	Tracking Error 3 yr	1.89
NAV (2022-04-29)	114.92 SEK	Information Ratio 3 yr	0.25
Morningstar Rating, total (2022-04-29)	4	Sharpe Ratio 3 yr	0.4
Management Fees %	0.40	Beta 3 yr	2.2
Ongoing Charges %	0.41	R ² 3 yr	95.9
Max Drawdown Recovery Period	6 months	ISIN	SE0004807097
Number Of Holdings	118	Duration (modified)	0.08%
Yield	1.69%	Credit Duration (modified)	2.65%

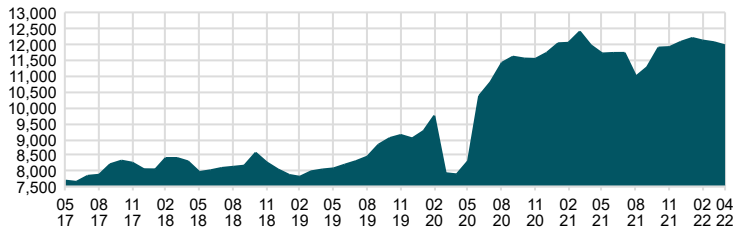
Top Ten Positions

	Weight %
SWEDISH T-BILL 2022/07/20	4.0
DNB Bank ASA 18/28 FRN SEK C SUB	3.4
SWEDISH T-BILL 2022/06/15	3.2
Samhallsbygg, i Norden AB FRN 2027/01/30-GREEN	2.4
Tryg Forsikring A/S FRN PERP C SUB	2.2
SWEDISH T-BILL 2022/05/18	2.2
Santander Consumer Bank AS 19/25 FRN SEK	2.1
OP Corporate Bank plc FRN 2030/06/03	2.0
BlueStep Bank AB FRN 2024/04/08	2.0
Santander Consumer Bank AS 18/23 FRN SEK	1.8
Sum	25.3

Currency: SEK. All performance related information is net of fees. Please note that historical return is no guarantee of future return. The value of your fund savings can both rise and fall, and you may get back less than you invested. The fund is allowed to invest more than 35 percent of the fund's assets in debt securities issued by the Swedish state. All our funds are managed according to a sustainability strategy based on the methods Solutions, Exclusions & Active ownership, please see more information at sppfonder.se. SPP Fonder may not be held liable for any errors contained in this information. Neither Morningstar nor SPP Fonder is responsible for any damages, whether directly or indirectly caused by any shortcomings or errors in this information. Investors should not rely on this information without having made proper checks. Investors and potential investors should be aware that marketing of the funds outside of Sweden may be restricted or unlawful. Information about in which countries, outside of Sweden, some of the funds are marketed is disclosed in the funds' prospectuses. Prospectuses and key investor information documents for the funds are available on our website sppfonder.se. www.sppfonder.se.

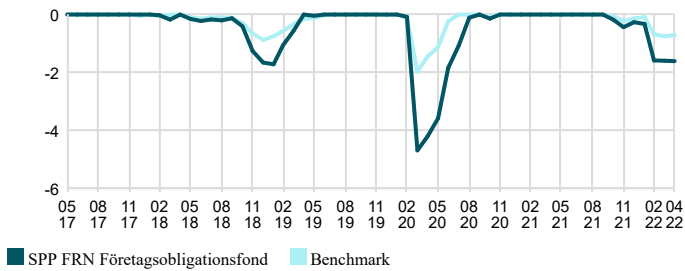
Total Assets

Time Period: 2017-05-31 to 2022-04-30



Drawdown

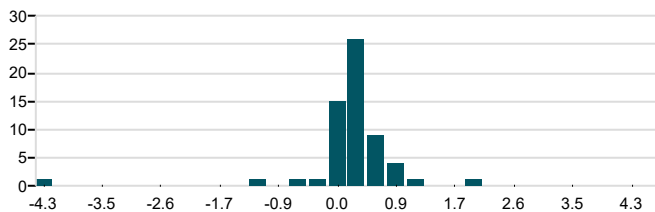
Time Period: 2017-05-31 to 2022-04-30



■ SPP FRN Företagsobligationsfond ■ Benchmark

Monthly Return Distribution

Time Period: 2017-05-31 to 2022-04-30

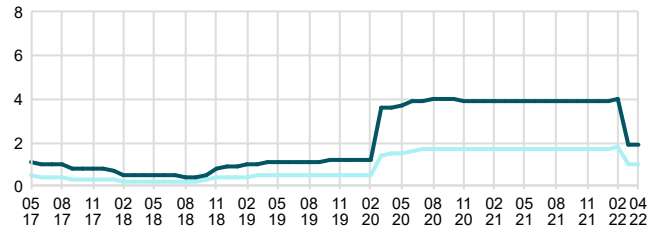


■ SPP FRN Företagsobligationsfond

Standard Deviation

Time Period: 2017-05-31 to 2022-04-30

Rolling Window: 2 Years 1 Month shift

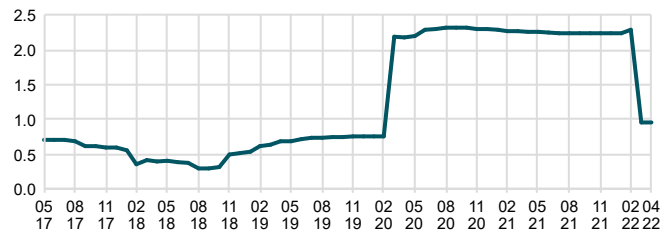


■ SPP FRN Företagsobligationsfond ■ Benchmark

Tracking Error

Time Period: 2017-05-31 to 2022-04-30

Rolling Window: 2 Years 1 Month shift



■ SPP FRN Företagsobligationsfond