



For Hong Kong Investors only

SICAV Range

FACT SHEET | August 31, 2020

JPMorgan Investment Funds - Europe Select Equity Fund

- The Fund invests primarily in European companies.
- The Fund is therefore exposed to derivative, concentration, smaller companies, currency, liquidity, equity and Eurozone sovereign debt crisis risks.
- The Fund may at its discretion pay dividends out of capital. The Fund may also at its discretion pay dividends out of gross income while charging all or part of the Fund's fees and expenses to the capital of the Fund, resulting in an increase in distributable amount for the payment of dividends and therefore, effectively paying dividends out of realised, unrealised capital gains or capital. Investors should note that, share classes of the Fund which pay dividends may distribute not only investment income, but also realised and unrealised capital gains or capital. Payment of dividends out of capital amounts to a return or withdrawal of part of an investor's original investment or from any capital gains attributable to that original investment. Any dividend payments, irrespective of whether such payment is made up or effectively made up out of income, realised and unrealised capital gains or capital, may result in an immediate reduction of the net asset value per share.
- Investors may be subject to substantial losses.
- Investors should not solely rely on this document to make any investment decision.



INVESTMENT OBJECTIVE

To achieve a return in excess of the European equity markets by investing primarily in European companies.

EXPERTISE

Fund Manager

Ido Eisenberg, Rajesh Tanna

FUND INFORMATION (A (dist) - EUR)

Fund base currency

EUR

Total fund size (m)

USD 1,594.3

SEDOL

B11P2B5

ISIN code

LU0248026808

Bloomberg code

JPMEUSA LX

Current charge

Initial : 5.0% of NAV

Redemption : 0%

Management fee : 1.5% p.a.

YIELD (%)

A (dist) - EUR

Denominated currency and NAV per unit

A (dist) - EUR : EUR 85.08

12 month NAV

High : EUR 98.83 (19/02/20)

Low : EUR 62.61 (19/03/20)

Distribution frequency

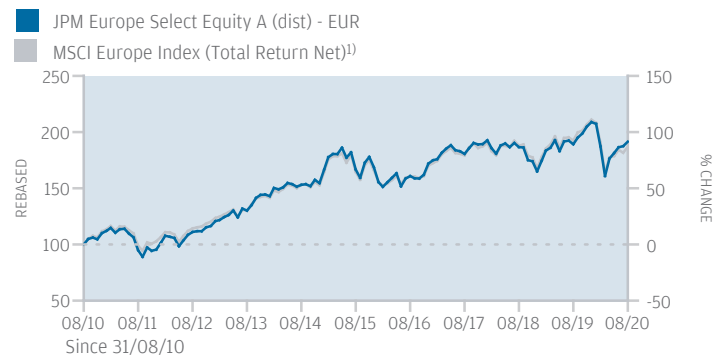
(dist) : Expected annually

Last distribution(xd date)

EUR 1.25 (10/03/20)

PERFORMANCE

CUMULATIVE PERFORMANCE (%)



	1 month	1 year	3 years	5 years	Since launch	Launch date
A (dist) - EUR	2.1	1.2	6.0	14.9	59.4	15/05/06 ³⁾
Benchmark ¹⁾	2.9	-2.9	4.3	13.7	59.5	

CALENDAR YEAR PERFORMANCE (%)

	2015	2016	2017	2018	2019	2020YTD
A (dist) - EUR	9.1	1.9	10.1	-12.8	26.6	-8.3
Benchmark ¹⁾	8.7	2.6	10.2	-10.6	26.0	-11.5

RATINGS

Morningstar Rating™

Morningstar Category™

Europe Large-Cap Blend Equity

¹⁾Dividends reinvested after deduction of withholding tax. ²⁾With the exception of the "Average annual return" figure, all data are calculated from the month end after inception. ³⁾Available for purchase in Hong Kong on 08.01.08. ⁴⁾Investments in, or exposure to, any single entity (other than Government and other public securities) cannot exceed 10% of the Fund's total net asset value. ⁵⁾Issued by AsianInvestor, 2020 award, reflecting performance as at the previous calendar year end. Unless stated otherwise, all information as at the last valuation date of the previous month. Source: J.P. Morgan Asset Management/Thomson Reuters Datastream (NAV to NAV in denominated currency with income reinvested). Source of ratings: Morningstar, Inc., 4-Star Rating awarded to A (dist) - EUR Class. Risk ratings (if any) are based on J.P. Morgan Asset Management's assessment of relative risk by asset class and historical volatility of the fund where applicable. The risk ratings are reviewed annually or as appropriate and for reference only. Any overweight in any investment holding exceeding the limit set out in the Investment Restrictions was due to market movements and will be rectified shortly. It should be noted that due to the difference of the fund domiciles the valuation points used by Unit Trust range and SICAV range of funds for fair valuation (where applied) may vary. For details please refer to the respective offering document(s).

For funds offering classes with a distribution feature, such classes aim at monthly, quarterly, semi-annual or annual distribution as the case may be. Dividend rate is not guaranteed. Distributions may be paid from capital. The investment returns are calculated in denominated currency. For funds/classes denominated in foreign currencies, US/HK dollar-based investors are therefore exposed to fluctuations in the currency exchange rate. Investment involves risk. Past performance is not indicative of future performance. Please refer to the offering document(s) for details, including the risk factors. This document has not been reviewed by the SFC. Issued by JPMorgan Funds (Asia) Limited.

For more information, please contact your bank, financial adviser or visit am.jpmorgan.com/hk today.

PORTFOLIO ANALYSIS (A (dist) - EUR)

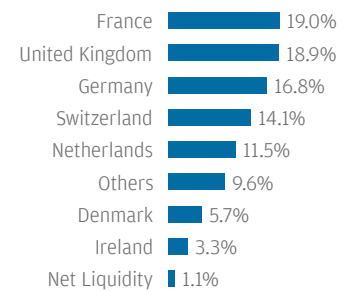
	3 years	5 years	Since Launch ²⁾
Correlation	0.98	0.98	0.98
Alpha %	0.05	0.02	-0.01
Beta	1.00	1.04	1.08
Annualised volatility %	15.09	14.41	16.14
Sharpe ratio	0.16	0.22	0.16
Annualised tracking error %	2.83	2.94	3.50
Average annual return %	1.96	2.81	3.31

HOLDINGS⁴⁾ (as at end July 2020)

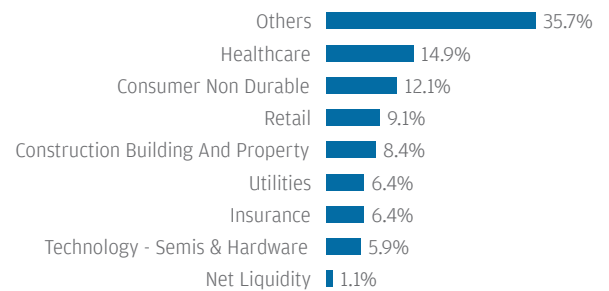
TOP 10	Market Sector	%
Unilever	United Kingdom Consumer Non Durable	4.3
Novo Nordisk	Denmark Healthcare	3.9
Roche	Switzerland Healthcare	3.8
Rio Tinto	United Kingdom Other Basic Industry	3.7
Novartis	Switzerland Healthcare	3.4
ASML	Netherlands Technology - Semis & Hardware	3.1
SAP	Germany Technology - Software	3.1
LVMH	France Retail	2.9
Schneider Electric	France General Industry	2.6
Iberdrola	Spain Utilities	2.5

PORTFOLIO BREAKDOWN

Market



Sector



1) Dividends reinvested after deduction of withholding tax. 2) With the exception of the "Average annual return" figure, all data are calculated from the month end after inception. 3) Available for purchase in Hong Kong on 08.01.08. 4) Investments in, or exposure to, any single entity (other than Government and other public securities) cannot exceed 10% of the Fund's total net asset value. 5) Issued by Asian Investor, 2020 award, reflecting performance as at the previous calendar year end. Unless stated otherwise, all information as at the last valuation date of the previous month. Source: J.P. Morgan Asset Management/Thomson Reuters Datastream (NAV to NAV in denominated currency with income reinvested). Source of ratings: Morningstar, Inc., 4-Star Rating awarded to A (dist) - EUR Class. Risk ratings (if any) are based on J.P. Morgan Asset Management's assessment of relative risk by asset class and historical volatility of the fund where applicable. The risk ratings are reviewed annually or as appropriate and for reference only. Any overweight in any investment holding exceeding the limit set out in the Investment Restrictions was due to market movements and will be rectified shortly. It should be noted that due to the difference of the fund domiciles the valuation points used by Unit Trust range and SICAV range of funds for fair valuation (where applied) may vary. For details please refer to the respective offering document(s).

For funds offering classes with a distribution feature, such classes aim at monthly, quarterly, semi-annual or annual distribution as the case may be. Dividend rate is not guaranteed. Distributions may be paid from capital. The investment returns are calculated in denominated currency. For funds/classes denominated in foreign currencies, US/HK dollar-based investors are therefore exposed to fluctuations in the currency exchange rate. Investment involves risk. Past performance is not indicative of future performance. Please refer to the offering document(s) for details, including the risk factors. This document has not been reviewed by the SFC. Issued by JPMorgan Funds (Asia) Limited.

For more information, please contact your bank, financial adviser or visit am.jpmorgan.com/hk today.