

# Montanaro European Smaller Companies Fund

30 November 2021

Open Ended

## Fund Objective

To outperform its Benchmark, the MSCI Europe SmallCap (Capital Return) Index. The Fund will invest primarily in SmallCap companies quoted in the EU, the UK, Iceland, Norway and Switzerland with a market capitalisation smaller than largest unadjusted market capitalisation of any of the constituents of the MSCI Europe (Capital Return) Index at the time of initial investment. No unquoted investments are permitted.

## Performance

### Rolling Returns (€)

	YTD	1M	3M	6M	12M	3Y	5Y	10Y	Launch <sup>†</sup>
€ Class	25.8%	-1.6%	-1.9%	12.9%	34.1%	81.9%	104.5%	247.6%	496.4%
Benchmark (€)	16.8%	-3.3%	-4.5%	1.5%	23.7%	44.4%	55.4%	198.7%	253.8%
€ Class (TR)*	25.8%	-1.6%	-1.9%	12.9%	34.1%	82.0%	106.0%	261.2%	545.3%
MSCI Europe Small Cap (€ TR)†	18.6%	-3.2%	-4.2%	2.1%	25.7%	52.6%	71.3%	267.8%	454.1%

### Annual Returns (€)

	2020	2019	2018	2017	2016	2015	2014	2013	2012
€ Class	10.0%	36.4%	-9.1%	15.2%	-7.0%	25.5%	2.8%	14.0%	26.7%
Benchmark (€)	3.0%	28.4%	-17.7%	16.6%	-1.3%	21.0%	4.3%	30.4%	23.8%
€ Class (TR)*	10.0%	36.5%	-8.8%	15.7%	-6.7%	26.7%	3.6%	14.3%	27.8%
MSCI Europe Small Cap (€ TR)†	4.6%	31.4%	-15.9%	19.0%	0.9%	23.5%	6.5%	33.4%	27.0%

## Key Information

Fund Launch	December 2000
Depository	BNY Mellon
Administrator	BNY Mellon
Transfer Agent	BNY Mellon

Legal Status	Irish OEIC
Listing	Euronext Dublin
Valuation Time	Daily 4pm Dublin time
Dealing Cut-Off Time	12pm Dublin time

## Fund Facts

Fund Manager	George Cooke
Backup Fund Manager	Charles Montanaro
Benchmark	MSCI Europe Small Cap

Fund Size	€615 million
No. of Holdings	58
Median Mkt Cap	€3,508 million
Cash	4.0%

## ESG

Carbon Intensity	24.9
Water Intensity	393.6
Waste Intensity	23.5
Fund ESG Score*	6.4

\*The Fund ESG Score is the weighted average of Montanaro's proprietary company ESG Checklist scores (0-10; 10 is best).

## Cumulative Performance Since Inception




Source: Montanaro, MSCI, Bloomberg. NAV to NAV, unrounded. NAVs prior to 24/09/07 priced at close of business; between 24/09/07 and 01/10/09 priced at midday; since 2/10/09 priced at 4pm.

◆ NAVs prior to class listing 30/11/06 based on E Class NAV.

\* Dividends reinvested at ex-date.

† The MSCI Europe Small Cap (net TR) index is shown for comparison purposes only.

## Risk & Reward Profile



These numbers rate how the Fund may perform and the risk of losing some or all of your investment. In general the potential for higher returns also implies a higher level of risk. However, the lowest category (1) does not mean a risk free investment.

This risk rating is based on historical data which may not be a reliable indication of the future risks and rewards of the fund. The risk rating of the fund may change over time.

Past performance is not a reliable indicator of future results. All investments are subject to risk and the value of shares and the income from them can fall as well as rise due to stock market and currency movements. You may not get back as much as you originally invested.

## Important Information

All investments are subject to risk and the value of shares and the income from them can fall as well as rise due to stock market and currency movements. You may not get back as much as you originally invested.

Custodian, Fund Administrator and Subscriptions – Contact BNY MELLON  
Tel: +353 1 900 6140 Fax: +353 1 900 6141 Email: MontanaroTA@bnymellon.com

Montanaro Asset Management Limited, 53 Threadneedle Street, London, EC2R 8AR

Tel: 020 7448 8600

Fax: 020 7448 8601

www.montanaro.co.uk

enquiries@montanaro.co.uk

**Top 10 Holdings**

Sartorius Stedim Biotech	4.2%
IMCD	3.8%
MIPS	3.8%
Thule	3.3%
Esker	2.9%
Vitrolife	2.5%
Marshalls	2.4%
Reply	2.4%
Moncler	2.3%
Tecan	2.1%
	<u>29.7%</u>

**Risk Analysis**

	Fund	Index
Jensen's Alpha (annual)	11.6%	
Beta	0.81	1.00
Standard Deviation	18.5%	21.2%
Sharpe Ratio	1.21	0.63
Tracking Error	8.1%	
Information Ratio	1.38	
Active Share	92.7%	

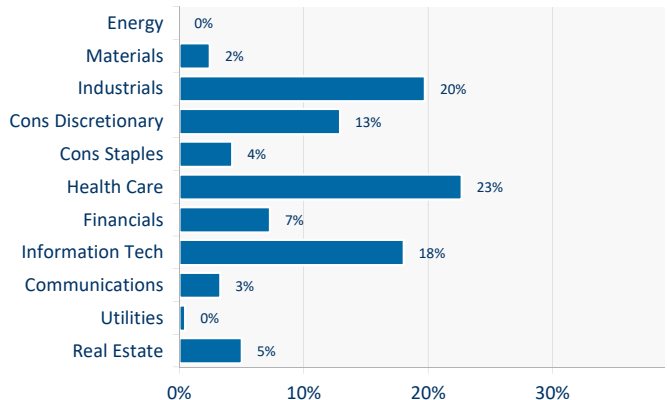
Note: risk statistics over three years, € Class

**Portfolio Analysis**

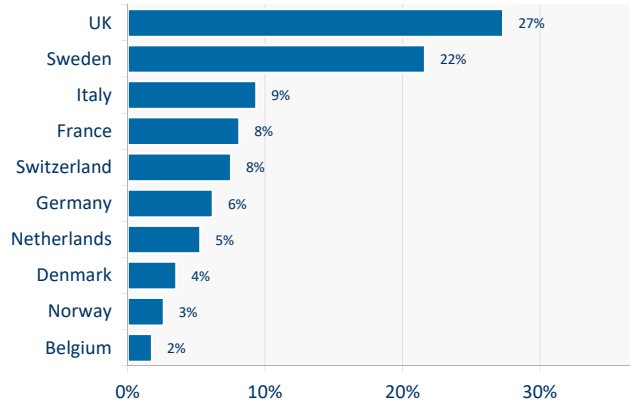
Price / Earnings 22F	34.6
EPS Growth 22F	14.9%
Dividend Yield 22F	1.3%
Dividend Growth 22F	14.3%
Return on Equity 22F	14.5%
EV/EBITDA 22F	27.4
EBIT Margin 22F	25.6%
Net Debt/Equity 22F	-7.7%

Source: Factset consensus estimates

**Sector Allocation**



**Country Allocation (Top 10)**



**Share Class Information**

	Ticker	ISIN	SEDOL	Launch	NAV	Ongoing Charge	Annual AMC	Perf Fee	Hurdle	Initial Charge	Minimum Investment	SRRI
<b>£ Class</b>	MONESCF ID	IE0001195316	0119531	08/12/2000	837.5p	1.59%	1.50%	As Below	700.0p	Nil	N/A	6
<b>£ Institutional Class</b>	MONESCG ID	IE00B3V9KZ14	B3V9KZ1	30/03/2012	874.7p	0.84%	0.75%	As Below	727.1p	Nil	£50m	6
<b>€ Class</b>	MONESCE ID	IE00B1FZRP01	B1FZRP0	23/11/2006	€9.76	1.59%	1.50%	As Below	€7.756	Nil	N/A	6
<b>€ Accumulation Class</b>	MONESSEA ID	IE00B411W698	B411W69	02/10/2009	€9.367	1.59%	1.50%	As Below	€7.458	Nil	N/A	6
<b>€ Institutional Class</b>	MONESSED ID	IE00BBT35671	BBT3567	01/07/2013	€9.98	0.84%	0.75%	As Below	€7.861	Nil	€50m	6
<b>€ Institutional Accumulation Class</b>	MONESEU ID	IE00BBT35564	BBT3556	01/07/2013	€10.607	0.59%	0.50%	Nil	N/A	Nil	€250m	6
<b>SEK Class</b>	MONESSA ID	IE00BBT35788	BBT3578	01/07/2013	32.167kr	1.59%	1.50%	As Below	25.138kr	Nil	SEK 10,000	6
<b>USD Class</b>	MONESCU ID	IE00B1FZRQ18	B1FZRQ1	27/11/2006	\$5.226	1.59%	1.50%	As Below	\$4.509	Nil	N/A	6

**Performance Fee** 20% outperformance of Benchmark + 3%, with a hurdle as per the table above. See prospectus for further information.

**Important Information**

This report is issued monthly by Montanaro Asset Management Limited (MAM), the fund manager, who is Authorised and Regulated in the UK by the Financial Conduct Authority (FCA). It may not be copied or distributed or otherwise made available to any recipient without the express written consent of MAM.

This material constitutes a financial promotion for the purposes of the Financial Services and Markets Act 2000 (the "Act"). The material included in this report has been prepared by MAM and is provided for information purposes only and does not constitute an invitation or offer to subscribe for or purchase shares in the Fund. Such investments can only be made by completing the application forms that accompany the Fund's Prospectus. This report is for Institutional Investors Only; MAM is not authorised to market directly to retail investors. Retail investors should seek independent financial advice before making any investment decisions.

Information and opinions presented in this material have been obtained or derived from sources believed by MAM to be reliable. MAM makes no representation as to their accuracy or completeness.

It is the responsibility of all users of this information to be informed and observe all applicable laws and regulations of any relevant jurisdictions where they reside.

